



Mackay QLD Professional

Race 2: LADBROKES RACING CLUB Class 1 Handicap - 1050m

05 September 2024 - 13:04



MACKAY TURF CLUB
Ooralea Racecourse

Track Rating: Good 3, Weather: Overcast, Rail Position: +3m Entire

Section													Last 600m					
Field Times													0:33.75					
		Overall	1000m	800m	600m	400m	200m											
		1:00.79 (0:04.97)	0:55.82 (0:11.12)	0:44.70 (0:10.95)	0:33.75 (0:11.24)	0:22.51 (0:11.00)	0:11.51 (0:11.51)											
Rank	TAB	Horse/Jockey	Barrier	Top Speed [km/h]	Fastest Section												Margin	Distance Travelled [m]
1	6	HUMOUR ME Sean Cormack	3	67.3 400m	0:04.97 Overall	1:00.79 [1] (0:04.97)	0:55.82 [1] (0:11.19)	0:44.63 [2] (0:10.97)	0:33.66 [2] (0:11.26)	0:22.40 [2] (0:10.89)	0:11.51 [1] (0:11.51)	1:00.79	0:33.66					
2	4	SEISME Ryan Wiggins	2	68.6 1000m	0:05.27 Overall	1:01.15 [2] (0:05.27)	0:55.88 [4] (0:11.05)	0:44.83 [3] (0:10.90)	0:33.93 [3] (0:11.36)	0:22.57 [3] (0:10.97)	0:11.60 [3] (0:11.60)	2.13L	0:33.93	-9				
3	1	CANDLELIT Ashley Butler	4	67.6 800m	0:05.27 Overall	1:01.16 [3] (0:05.27)	0:55.89 [4] (0:11.16)	0:44.73 [4] (0:10.87)	0:33.86 [4] (0:11.36)	0:22.50 [4] (0:10.93)	0:11.57 [4] (0:11.57)	2.19L	0:33.86	-8				
4	3	TERMINUS Justin Stanley	1	68.1 1000m	0:05.26 Overall	1:01.32 [4] (0:05.26)	0:56.06 [3] (0:10.83)	0:45.23 [1] (0:10.95)	0:34.28 [1] (0:11.24)	0:23.04 [1] (0:11.05)	0:11.99 [2] (0:11.99)	3.1L	0:34.28	-11				
5	7	WANDJINA SPIRIT Jackson Murphy	7	68.1 1000m	0:05.75 Overall	1:01.46 [5] (0:05.75)	0:55.71 [9] (0:11.04)	0:44.67 [8] (0:10.74)	0:33.93 [7] (0:11.26)	0:22.67 [6] (0:11.05)	0:11.62 [5] (0:11.62)	3.96L	0:33.93	-8				
6	2	COSTNER Justin Huxtable	8	68.2 800m	0:05.55 Overall	1:01.64 [6] (0:05.55)	0:56.09 [8] (0:11.50)	0:44.59 [9] (0:10.90)	0:33.69 [9] (0:11.29)	0:22.40 [9] (0:10.99)	0:11.41 [7] (0:11.41)	5.01L	0:33.69	-4				
7	5	ZORAYDAH Isabella Teh	9	68.4 800m	0:05.42 Overall	1:02.15 [7] (0:05.42)	0:56.73 [7] (0:11.27)	0:45.46 [7] (0:10.78)	0:34.68 [6] (0:11.30)	0:23.38 [5] (0:11.26)	0:12.12 [6] (0:12.12)	8.02L	0:34.68	+2				
8	10	EYES ARE LION Chelsea Jovic	5	68.3 1000m	0:05.19 Overall	1:02.77 [8] (0:05.19)	0:57.58 [2] (0:11.47)	0:46.11 [6] (0:10.92)	0:35.19 [8] (0:11.57)	0:23.62 [8] (0:11.37)	0:12.25 [9] (0:12.25)	11.66L	0:35.19	-6				
9	9	SIMPLY TINA Leah Martyn	6	69.1 800m	0:05.38 Overall	1:02.81 [9] (0:05.38)	0:57.43 [6] (0:11.26)	0:46.17 [5] (0:10.75)	0:35.42 [5] (0:11.61)	0:23.81 [7] (0:11.50)	0:12.31 [8] (0:12.31)	11.9L	0:35.42	+0				

Scratched: Tantrums (#8), Dubious Authority (#13), Whittlesford (#11), Spec Of Silver (#12), Tsunami Force (#15), Holtermann (#14), Jewelmae (#16)

[] Ranking at each section and finish
-:--:-- No data available at this section
NA No data available

SCN Saddle cloth number
DNF Did not finish
DNT Did not track



Horse/Jockey Name	Humour Me
Final Rank	1
Fastest Section Time (Section)	0:04.97 (Overall)
Top Speed [km/h] (Section)	67.3 (400m)
Race State	Finished



Mackay QLD Professional

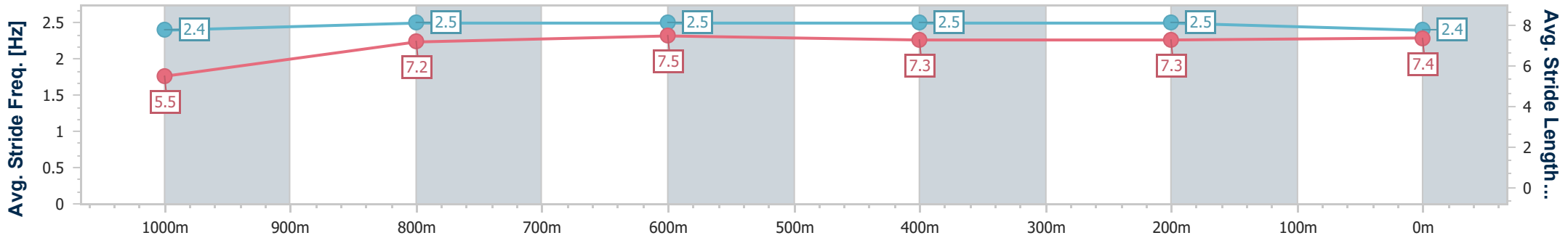
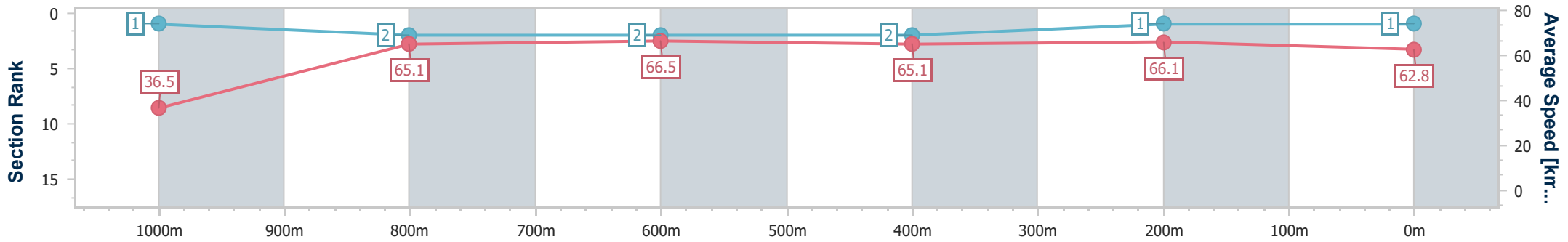
Race 2: LADBROKES RACING CLUB Class 1 Handicap - 1050m

05 September 2024 - 13:04

Track Rating: Good 3, Weather: Overcast, Rail Position: +3m Entire



Section	Overall	1000m	800m	600m	400m	200m
Section Times	1:00.79 [1] (0:04.97)	0:55.82 [1] (0:11.19)	0:44.63 [2] (0:10.97)	0:33.66 [2] (0:11.26)	0:22.40 [2] (0:10.89)	0:11.51 [1] (0:11.51)
Average Speed [km/h]	36.5	65.1	66.5	65.1	66.1	62.8
Top Speed [km/h]	57.3	67.0	67.2	66.6	67.3	66.0
Avg. Dist. to Rail [m]	0.5	3.7	3.6	2.5	2.7	3.7
Avg. Stride Freq. [Hz]	2.4	2.5	2.5	2.5	2.5	2.4
Avg. Stride Length [m]	5.5	7.2	7.5	7.3	7.3	7.4



- [] Ranking at each section and finish
- .-.- No data available at this section
- NA No data available



Horse/Jockey Name	Seisme
Final Rank	2
Fastest Section Time (Section)	0:05.27 (Overall)
Top Speed [km/h] (Section)	68.6 (1000m)
Race State	Finished



Mackay QLD Professional

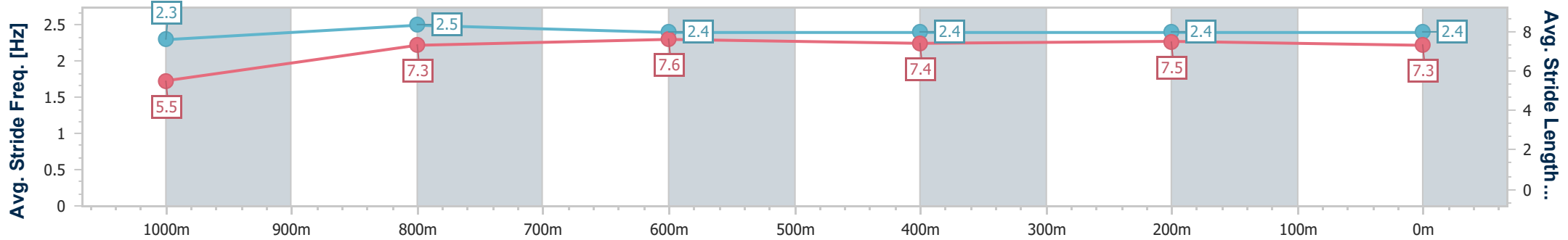
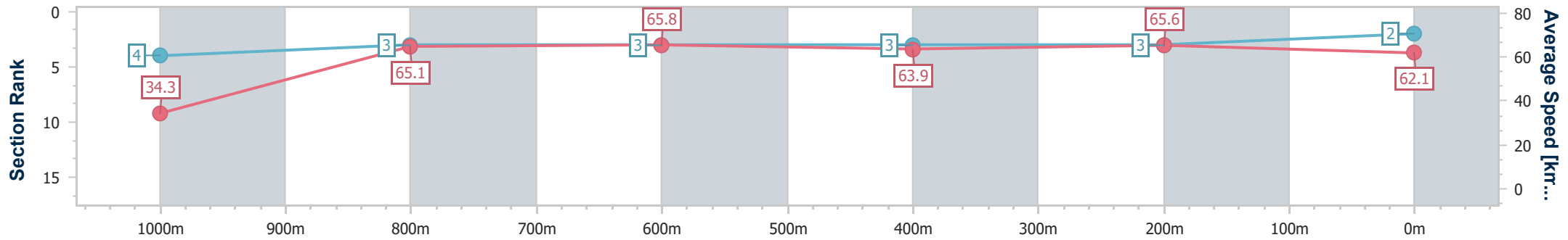
Race 2: LADBROKES RACING CLUB Class 1 Handicap - 1050m

05 September 2024 - 13:04

Track Rating: Good 3, Weather: Overcast, Rail Position: +3m Entire



Section	Overall	1000m	800m	600m	400m	200m
Section Times	1:01.15 [2] (0:05.27)	0:55.88 [4] (0:11.05)	0:44.83 [3] (0:10.90)	0:33.93 [3] (0:11.36)	0:22.57 [3] (0:10.97)	0:11.60 [3] (0:11.60)
Average Speed [km/h]	34.3	65.1	65.8	63.9	65.6	62.1
Top Speed [km/h]	57.1	68.6	68.0	65.2	67.0	65.8
Avg. Dist. to Rail [m]	1.6	0.7	0.5	1.1	1.5	2.4
Avg. Stride Freq. [Hz]	2.3	2.5	2.4	2.4	2.4	2.4
Avg. Stride Length [m]	5.5	7.3	7.6	7.4	7.5	7.3



- [] Ranking at each section and finish
- .-.- No data available at this section
- NA No data available



Horse/Jockey Name	Candlelit
Final Rank	3
Fastest Section Time (Section)	0:05.27 (Overall)
Top Speed [km/h] (Section)	67.6 (800m)
Race State	Finished



Mackay QLD Professional

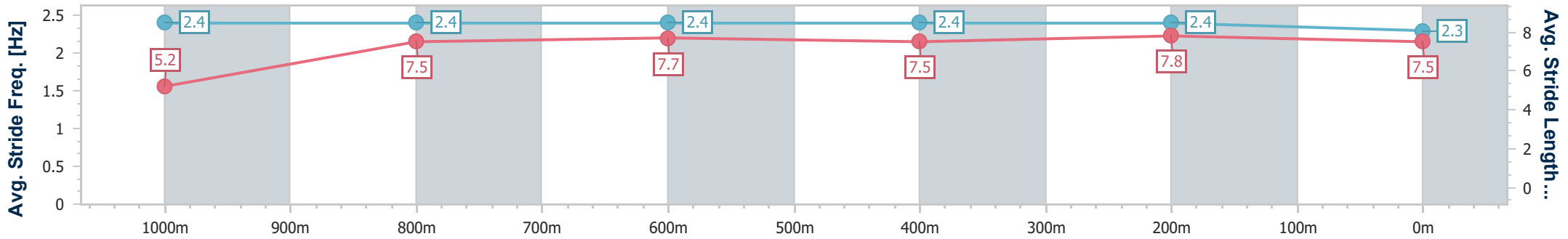
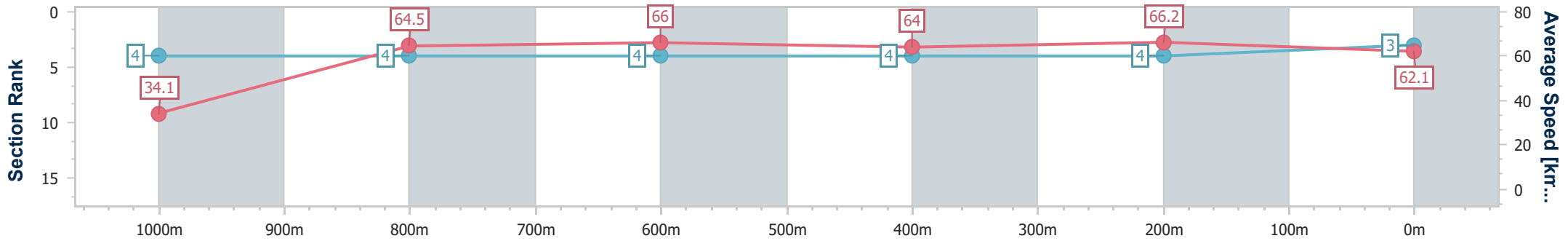
Race 2: LADBROKES RACING CLUB Class 1 Handicap - 1050m

05 September 2024 - 13:04

Track Rating: Good 3, Weather: Overcast, Rail Position: +3m Entire



Section	Overall	1000m	800m	600m	400m	200m
Section Times	1:01.16 [3] (0:05.27)	0:55.89 [4] (0:11.16)	0:44.73 [4] (0:10.87)	0:33.86 [4] (0:11.36)	0:22.50 [4] (0:10.93)	0:11.57 [4]
Average Speed [km/h]	34.1	64.5	66.0	64.0	66.2	62.1
Top Speed [km/h]	57.2	67.5	67.6	65.5	67.3	65.4
Avg. Dist. to Rail [m]	0.2	0.7	0.5	1.4	3.6	4.4
Avg. Stride Freq. [Hz]	2.4	2.4	2.4	2.4	2.4	2.3
Avg. Stride Length [m]	5.2	7.5	7.7	7.5	7.8	7.5



- [] Ranking at each section and finish
- .-.- No data available at this section
- NA No data available



Horse/Jockey Name	Terminus
Final Rank	4
Fastest Section Time (Section)	0:05.26 (Overall)
Top Speed [km/h] (Section)	68.1 (1000m)
Race State	Finished



Mackay QLD Professional

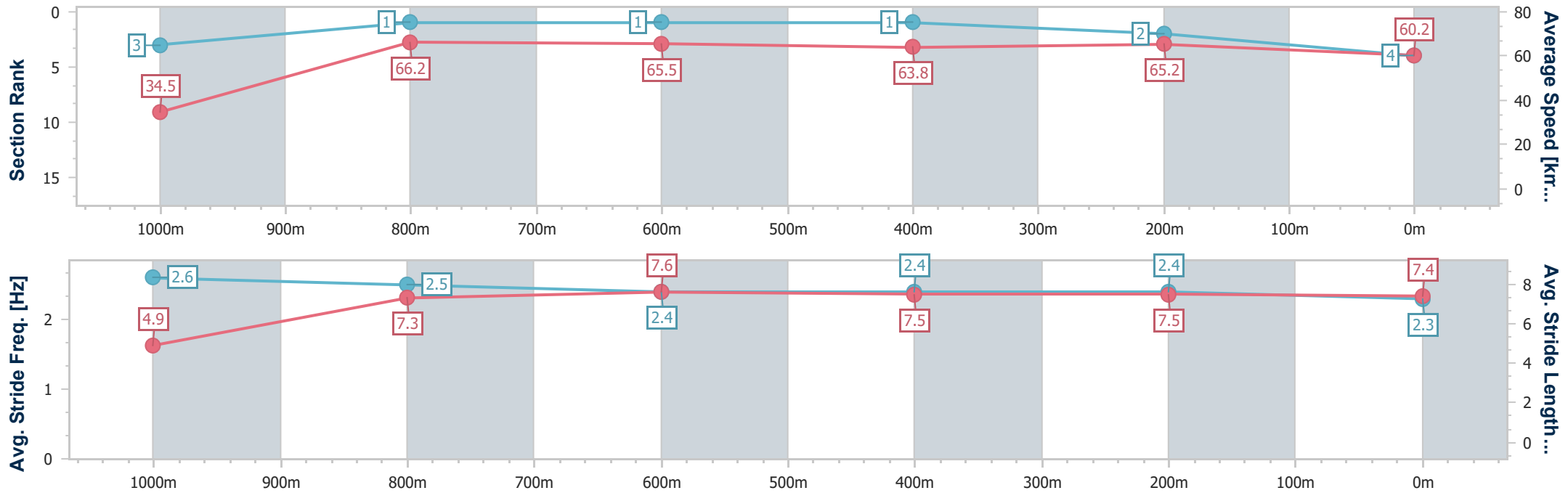
Race 2: LADBROKES RACING CLUB Class 1 Handicap - 1050m

05 September 2024 - 13:04

Track Rating: Good 3, Weather: Overcast, Rail Position: +3m Entire



Section	Overall	1000m	800m	600m	400m	200m
Section Times	1:01.32 [4] (0:05.26)	0:56.06 [3] (0:10.83)	0:45.23 [1] (0:10.95)	0:34.28 [1] (0:11.24)	0:23.04 [1] (0:11.05)	0:11.99 [2]
Average Speed [km/h]	34.5	66.2	65.5	63.8	65.2	60.2
Top Speed [km/h]	59.1	68.1	67.1	66.0	66.2	63.5
Avg. Dist. to Rail [m]	3.2	1.1	1.0	0.5	1.0	0.7
Avg. Stride Freq. [Hz]	2.6	2.5	2.4	2.4	2.4	2.3
Avg. Stride Length [m]	4.9	7.3	7.6	7.5	7.5	7.4



- [] Ranking at each section and finish
- .-.- No data available at this section
- NA No data available



Horse/Jockey Name	Wandjina Spirit
Final Rank	5
Fastest Section Time (Section)	0:05.75 (Overall)
Top Speed [km/h] (Section)	68.1 (1000m)
Race State	Finished



Mackay QLD Professional

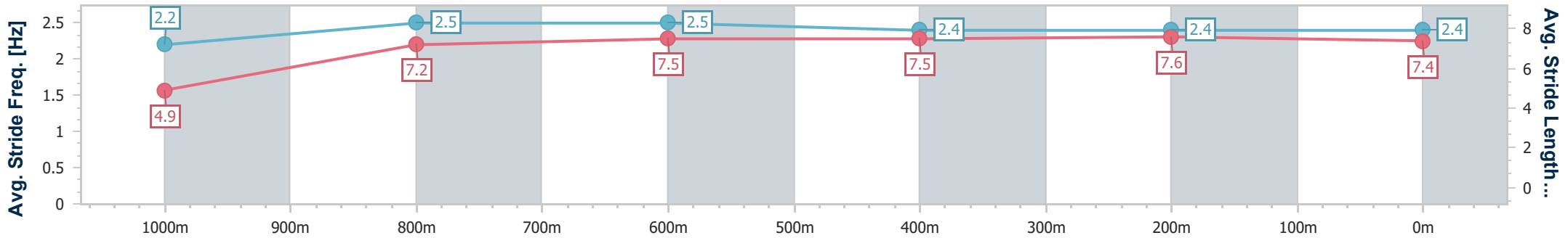
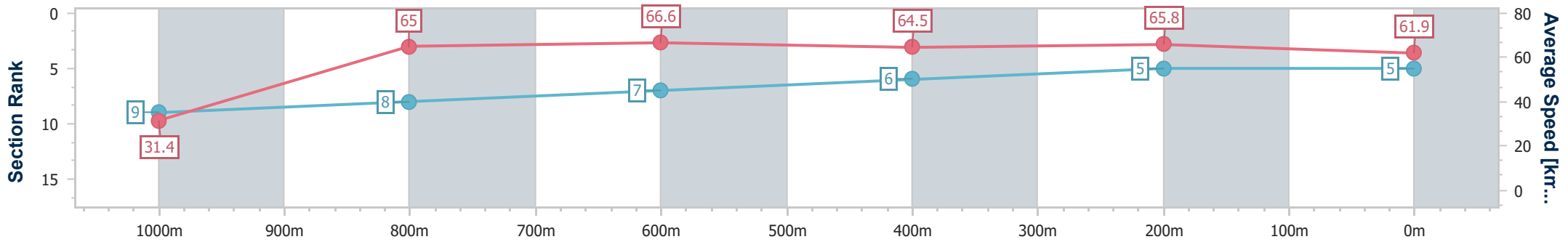
Race 2: LADBROKES RACING CLUB Class 1 Handicap - 1050m

05 September 2024 - 13:04

Track Rating: Good 3, Weather: Overcast, Rail Position: +3m Entire



Section	Overall	1000m	800m	600m	400m	200m
Section Times	1:01.46 [5] (0:05.75)	0:55.71 [9] (0:11.04)	0:44.67 [8] (0:10.74)	0:33.93 [7] (0:11.26)	0:22.67 [6] (0:11.05)	0:11.62 [5] (0:11.62)
Average Speed [km/h]	31.4	65.0	66.6	64.5	65.8	61.9
Top Speed [km/h]	55.5	68.1	67.5	66.4	66.9	64.9
Avg. Dist. to Rail [m]	2.0	1.5	1.6	2.0	4.6	5.8
Avg. Stride Freq. [Hz]	2.2	2.5	2.5	2.4	2.4	2.4
Avg. Stride Length [m]	4.9	7.2	7.5	7.5	7.6	7.4



- [] Ranking at each section and finish
- .-.- No data available at this section
- NA No data available



Horse/Jockey Name	Costner
Final Rank	6
Fastest Section Time (Section)	0:05.55 (Overall)
Top Speed [km/h] (Section)	68.2 (800m)
Race State	Finished



Mackay QLD Professional

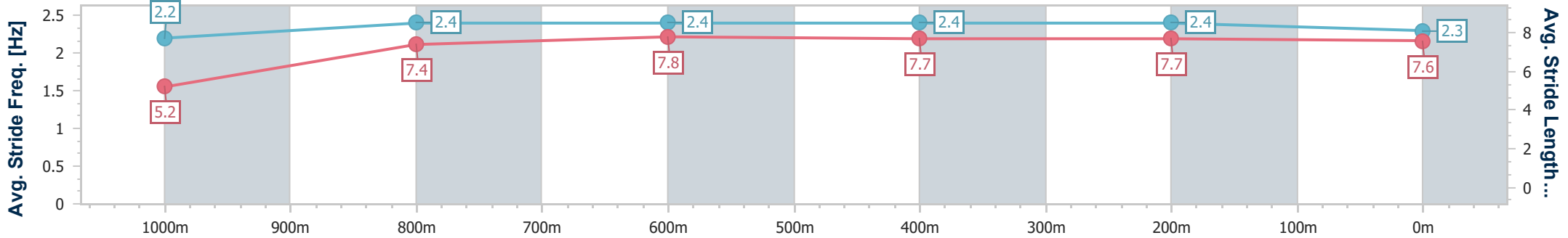
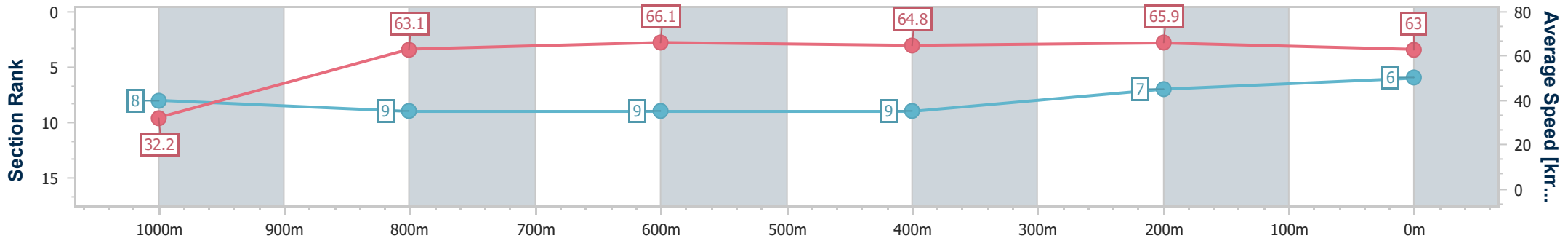
Race 2: LADBROKES RACING CLUB Class 1 Handicap - 1050m

05 September 2024 - 13:04

Track Rating: Good 3, Weather: Overcast, Rail Position: +3m Entire



Section	Overall	1000m	800m	600m	400m	200m
Section Times	1:01.64 [6] (0:05.55)	0:56.09 [8] (0:11.50)	0:44.59 [9] (0:10.90)	0:33.69 [9] (0:11.29)	0:22.40 [9] (0:10.99)	0:11.41 [7]
Average Speed [km/h]	32.2	63.1	66.1	64.8	65.9	63.0
Top Speed [km/h]	54.1	67.5	68.2	65.9	67.3	67.0
Avg. Dist. to Rail [m]	4.2	2.5	1.1	2.3	4.1	6.5
Avg. Stride Freq. [Hz]	2.2	2.4	2.4	2.4	2.4	2.3
Avg. Stride Length [m]	5.2	7.4	7.8	7.7	7.7	7.6



- [] Ranking at each section and finish
- .-.- No data available at this section
- NA No data available



Horse/Jockey Name	Zoraydah
Final Rank	7
Fastest Section Time (Section)	0:05.42 (Overall)
Top Speed [km/h] (Section)	68.4 (800m)
Race State	Finished



Mackay QLD Professional

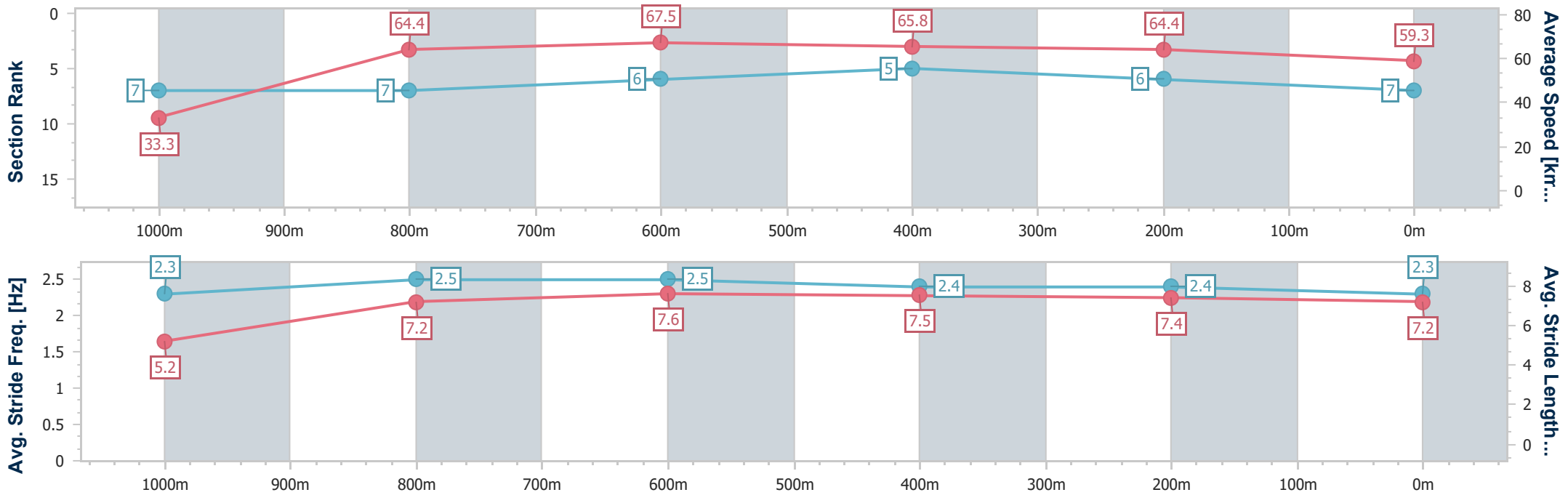
Race 2: LADBROKES RACING CLUB Class 1 Handicap - 1050m

05 September 2024 - 13:04

Track Rating: Good 3, Weather: Overcast, Rail Position: +3m Entire



Section	Overall	1000m	800m	600m	400m	200m
Section Times	1:02.15 [7] (0:05.42)	0:56.73 [7] (0:11.27)	0:45.46 [7] (0:10.78)	0:34.68 [6] (0:11.30)	0:23.38 [5] (0:11.26)	0:12.12 [6] (0:12.12)
Average Speed [km/h]	33.3	64.4	67.5	65.8	64.4	59.3
Top Speed [km/h]	55.1	67.6	68.4	66.0	65.7	64.0
Avg. Dist. to Rail [m]	5.3	3.9	2.6	4.2	5.4	6.9
Avg. Stride Freq. [Hz]	2.3	2.5	2.5	2.4	2.4	2.3
Avg. Stride Length [m]	5.2	7.2	7.6	7.5	7.4	7.2



- [] Ranking at each section and finish
- .-.- No data available at this section
- NA No data available



Horse/Jockey Name	Eyes Are Lion
Final Rank	8
Fastest Section Time (Section)	0:05.19 (Overall)
Top Speed [km/h] (Section)	68.3 (1000m)
Race State	Finished



Mackay QLD Professional

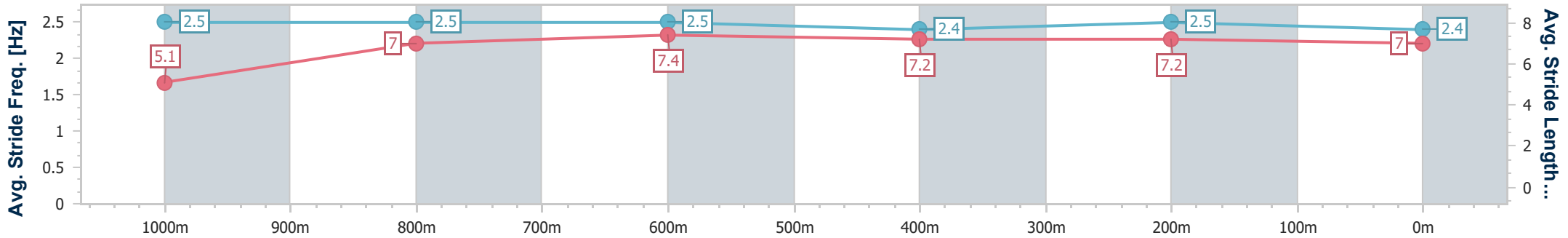
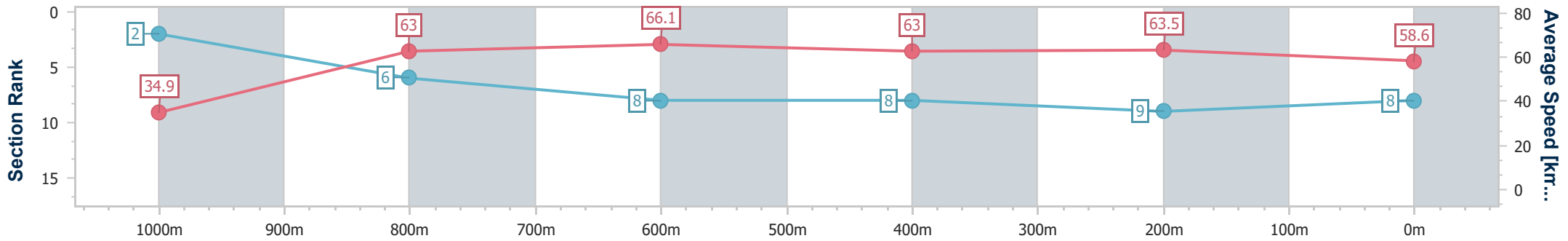
Race 2: LADBROKES RACING CLUB Class 1 Handicap - 1050m

05 September 2024 - 13:04

Track Rating: Good 3, Weather: Overcast, Rail Position: +3m Entire



Section	Overall	1000m	800m	600m	400m	200m
Section Times	1:02.77 [8] (0:05.19)	0:57.58 [2] (0:11.47)	0:46.11 [6] (0:10.92)	0:35.19 [8] (0:11.57)	0:23.62 [8] (0:11.37)	0:12.25 [9] (0:12.25)
Average Speed [km/h]	34.9	63.0	66.1	63.0	63.5	58.6
Top Speed [km/h]	54.7	68.3	67.9	64.5	64.4	62.0
Avg. Dist. to Rail [m]	2.1	2.1	0.7	2.0	1.1	2.5
Avg. Stride Freq. [Hz]	2.5	2.5	2.5	2.4	2.5	2.4
Avg. Stride Length [m]	5.1	7.0	7.4	7.2	7.2	7.0



- [] Ranking at each section and finish
- .-.- No data available at this section
- NA No data available



Horse/Jockey Name	Simply Tina
Final Rank	9
Fastest Section Time (Section)	0:05.38 (Overall)
Top Speed [km/h] (Section)	69.1 (800m)
Race State	Finished



Mackay QLD Professional

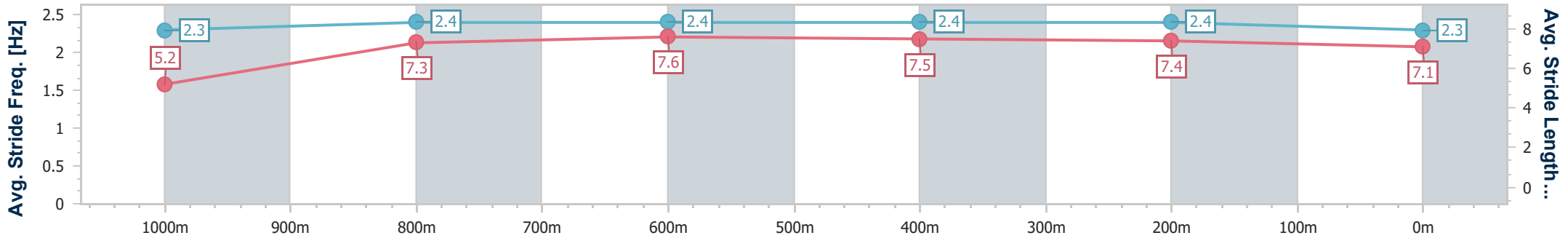
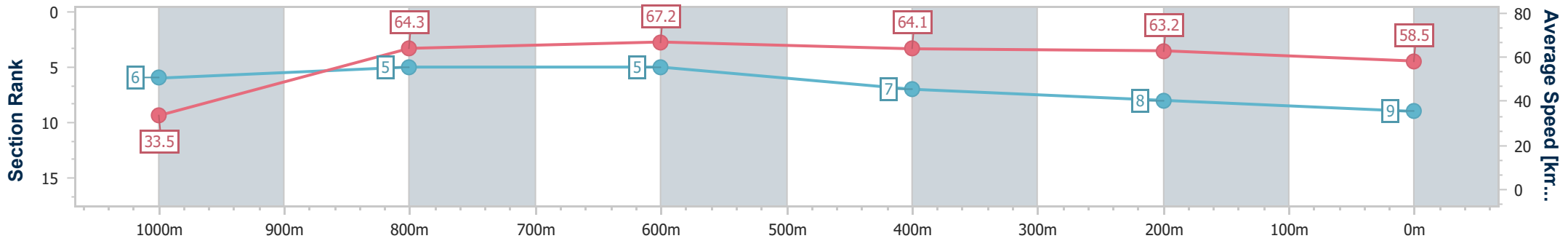
Race 2: LADBROKES RACING CLUB Class 1 Handicap - 1050m

05 September 2024 - 13:04

Track Rating: Good 3, Weather: Overcast, Rail Position: +3m Entire



Section	Overall	1000m	800m	600m	400m	200m
Section Times	1:02.81 [9] (0:05.38)	0:57.43 [6] (0:11.26)	0:46.17 [5] (0:10.75)	0:35.42 [5] (0:11.61)	0:23.81 [7] (0:11.50)	0:12.31 [8]
Average Speed [km/h]	33.5	64.3	67.2	64.1	63.2	58.5
Top Speed [km/h]	55.3	68.5	69.1	65.2	64.8	61.7
Avg. Dist. to Rail [m]	3.1	2.8	1.6	4.1	4.7	5.5
Avg. Stride Freq. [Hz]	2.3	2.4	2.4	2.4	2.4	2.3
Avg. Stride Length [m]	5.2	7.3	7.6	7.5	7.4	7.1



- [] Ranking at each section and finish
- .-.- No data available at this section
- NA No data available