



**Mackay QLD Professional**  
**Race 8: FIRST NATIONAL REAL ESTATE MACKAY RATINGS BAND 0 - 55**  
**Handicap - 1200m**  
**05 September 2024 - 16:47**



MACKAY TURF CLUB  
Ooralea Racecourse

Track Rating: Good 3, Weather: Overcast, Rail Position: +3m Entire

Section													Last 600m					
Field Times		Overall	1000m	800m	600m	400m	200m						0:35.04					
		1:11.24 (0:13.80)	0:57.44 (0:11.02)	0:46.42 (0:11.38)	0:35.04 (0:11.57)	0:23.47 (0:11.41)	0:12.06 (0:12.06)											
Rank	TAB	Horse/Jockey	Barrier	Top Speed [km/h]	Fastest Section												Margin	Distance Travelled [m]
1	11	<b>SENSATIONABULL</b>	11	67.4	0:10.99	1:11.24 [1]	0:57.21 [2]	0:46.22 [3]	0:34.91 [2]	0:23.40 [2]	0:11.94 [2]	1:11.24	0:34.91					
		Chelsea Jokic		Overall	1000m	(0:14.03)	(0:10.99)	(0:11.31)	(0:11.51)	(0:11.46)	(0:11.94)							
2	2	<b>PARA PARK CHANCE</b>	16	69.1	0:11.02	1:11.28 [2]	0:57.48 [1]	0:46.46 [1]	0:35.08 [1]	0:23.51 [1]	0:12.10 [1]	0.25L	0:35.08	-1				
		Justin Huxtable		Overall	1000m	(0:13.80)	(0:11.02)	(0:11.38)	(0:11.57)	(0:11.41)	(0:12.10)							
3	3	<b>CONVERTOR</b>	10	67.7	0:11.03	1:11.61 [3]	0:57.49 [3]	0:46.46 [4]	0:35.12 [4]	0:23.53 [4]	0:11.98 [3]	2.22L	0:35.12	+5				
		Justin Stanley		Overall	1000m	(0:14.12)	(0:11.03)	(0:11.34)	(0:11.59)	(0:11.55)	(0:11.98)							
4	9	<b>ISSHEGREY</b>	6	67.8	0:10.88	1:11.71 [4]	0:57.58 [4]	0:46.70 [2]	0:35.27 [3]	0:23.66 [3]	0:12.08 [4]	2.81L	0:35.27	-1				
		Melea Castle		1000m	1000m	(0:14.13)	(0:10.88)	(0:11.43)	(0:11.61)	(0:11.58)	(0:12.08)							
5	5	<b>MICROWAVE JENNY</b>	15	67.1	0:10.93	1:11.75 [5]	0:56.98 [10]	0:46.05 [10]	0:34.73 [9]	0:23.14 [8]	0:11.46 [8]	3.02L	0:34.73	+6				
		Nathan Thomas		1000m	1000m	(0:14.77)	(0:10.93)	(0:11.32)	(0:11.59)	(0:11.68)	(0:11.46)							
6	10	<b>LISTEN LISTEN</b>	1	67.4	0:10.87	1:11.87 [6]	0:57.59 [5]	0:46.72 [5]	0:35.34 [5]	0:23.60 [5]	0:12.11 [5]	3.73L	0:35.34	+4				
		Pietro Romeo		1000m	1000m	(0:14.28)	(0:10.87)	(0:11.38)	(0:11.74)	(0:11.49)	(0:12.11)							
7	8	<b>POWER SISTER</b>	7	67.0	0:10.93	1:12.31 [7]	0:57.69 [8]	0:46.76 [8]	0:35.36 [7]	0:23.84 [7]	0:12.20 [6]	6.3L	0:35.36	-1				
		Bella Youngberry		1000m	1000m	(0:14.62)	(0:10.93)	(0:11.40)	(0:11.52)	(0:11.64)	(0:12.20)							
8	4	<b>YOUNG HENRY</b>	12	66.8	0:10.93	1:12.32 [8]	0:57.65 [9]	0:46.72 [9]	0:35.14 [10]	0:23.44 [10]	0:11.77 [9]	6.36L	0:35.14	+3				
		Adam Sewell		1000m	1000m	(0:14.67)	(0:10.93)	(0:11.58)	(0:11.70)	(0:11.67)	(0:11.77)							
9	1	<b>ACOUSTIX</b>	8	67.5	0:10.97	1:13.14 [9]	0:58.79 [6]	0:47.82 [6]	0:36.29 [6]	0:24.71 [6]	0:12.94 [7]	11.19L	0:36.29	+5				
		Ashley Butler		Overall	1000m	(0:14.35)	(0:10.97)	(0:11.53)	(0:11.58)	(0:11.77)	(0:12.94)							
10	7	<b>LENNY ROCKET</b>	9	66.7	0:10.98	1:14.01 [10]	0:59.58 [7]	0:48.60 [7]	0:37.06 [8]	0:25.25 [9]	0:13.26 [10]	16.31L	0:37.06	+6				
		Erin Molloy		1000m	1000m	(0:14.43)	(0:10.98)	(0:11.54)	(0:11.81)	(0:11.99)	(0:13.26)							

Scratched: Mishani Aviator (#16), Nine Carats (#17), Sheez Marvellous (#14), Queenslander (#12), Humour Me (#6), Just Frank (#13), Dickin Medal (#15)

[ ] Ranking at each section and finish  
 -:-:- No data available at this section  
 NA No data available

SCN Saddle cloth number  
 DNF Did not finish  
 DNT Did not track



Horse/Jockey Name	Sensationabull
Final Rank	1
Fastest Section Time (Section)	0:10.99 (1000m)
Top Speed [km/h] (Section)	67.4 (Overall)
Race State	Finished



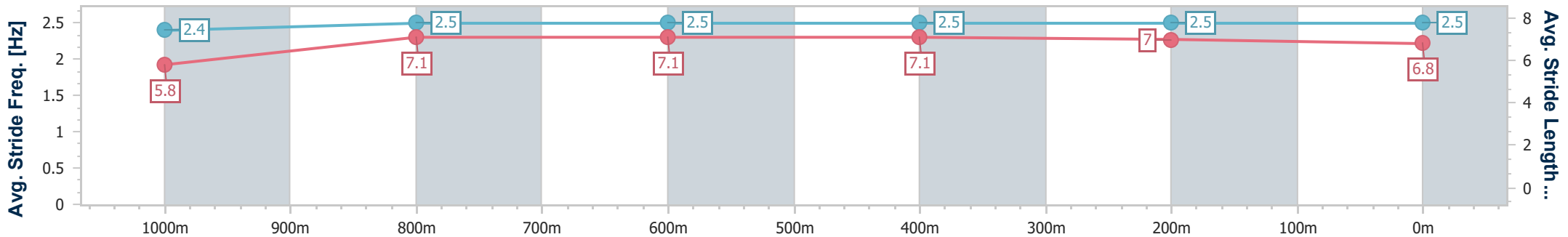
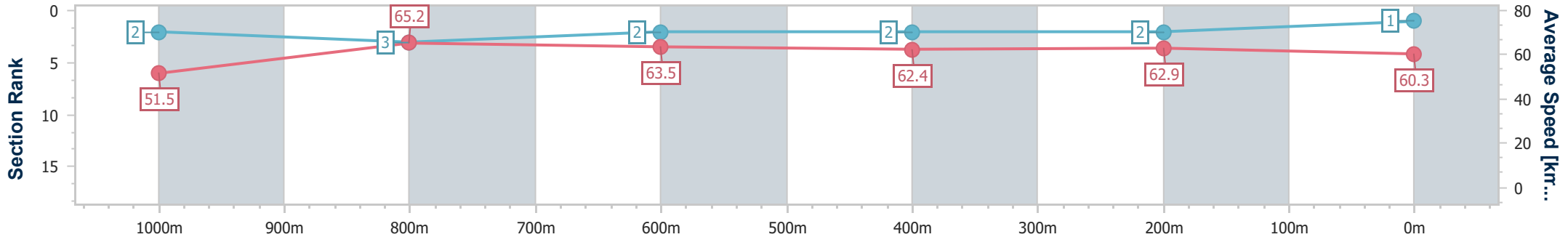
Mackay QLD Professional  
 Race 8: FIRST NATIONAL REAL ESTATE MACKAY RATINGS  
 BAND 0 - 55 Handicap - 1200m



05 September 2024 - 16:47

Track Rating: Good 3, Weather: Overcast, Rail Position: +3m Entire

Section	Overall	1000m	800m	600m	400m	200m
Section Times	1:11.24 [1] (0:14.03)	0:57.21 [2] (0:10.99)	0:46.22 [3] (0:11.31)	0:34.91 [2] (0:11.51)	0:23.40 [2] (0:11.46)	0:11.94 [2] (0:11.94)
Average Speed [km/h]	51.5	65.2	63.5	62.4	62.9	60.3
Top Speed [km/h]	67.4	66.5	64.5	63.7	63.8	63.1
Avg. Dist. to Rail [m]	2.9	0.5	1.0	1.1	2.2	2.0
Avg. Stride Freq. [Hz]	2.4	2.5	2.5	2.5	2.5	2.5
Avg. Stride Length [m]	5.8	7.1	7.1	7.1	7.0	6.8



- [ ] Ranking at each section and finish
- .-.- No data available at this section
- NA No data available



Horse/Jockey Name	Para Park Chance
Final Rank	2
Fastest Section Time (Section)	0:11.02 (1000m)
Top Speed [km/h] (Section)	69.1 (Overall)
Race State	Finished



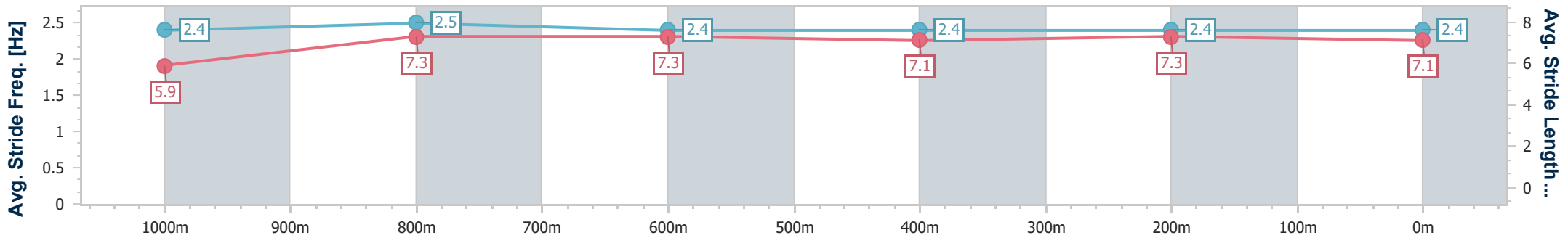
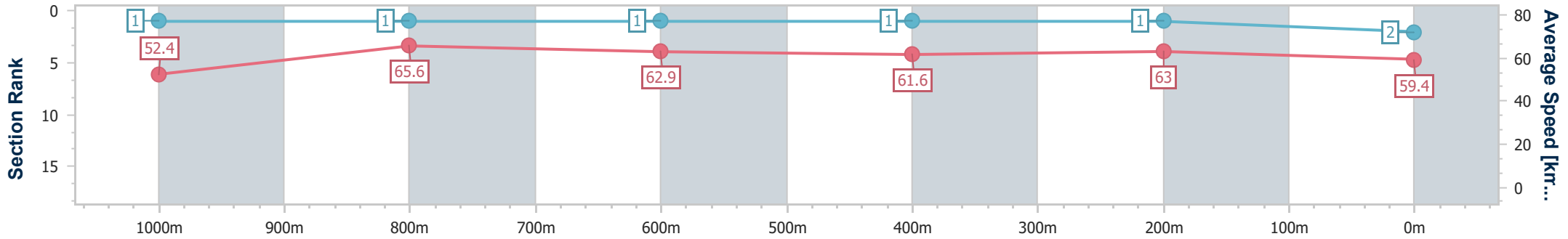
Mackay QLD Professional  
 Race 8: FIRST NATIONAL REAL ESTATE MACKAY RATINGS  
 BAND 0 - 55 Handicap - 1200m



05 September 2024 - 16:47

Track Rating: Good 3, Weather: Overcast, Rail Position: +3m Entire

Section	Overall	1000m	800m	600m	400m	200m
Section Times	1:11.28 [2] (0:13.80)	0:57.48 [1] (0:11.02)	0:46.46 [1] (0:11.38)	0:35.08 [1] (0:11.57)	0:23.51 [1] (0:11.41)	0:12.10 [1] (0:12.10)
Average Speed [km/h]	52.4	65.6	62.9	61.6	63.0	59.4
Top Speed [km/h]	69.1	69.1	64.2	62.3	64.1	62.5
Avg. Dist. to Rail [m]	5.8	1.0	0.9	1.2	1.1	1.0
Avg. Stride Freq. [Hz]	2.4	2.5	2.4	2.4	2.4	2.4
Avg. Stride Length [m]	5.9	7.3	7.3	7.1	7.3	7.1



- [ ] Ranking at each section and finish
- .-.- No data available at this section
- NA No data available



Horse/Jockey Name	Convertor
Final Rank	3
Fastest Section Time (Section)	0:11.03 (1000m)
Top Speed [km/h] (Section)	67.7 (Overall)
Race State	Finished



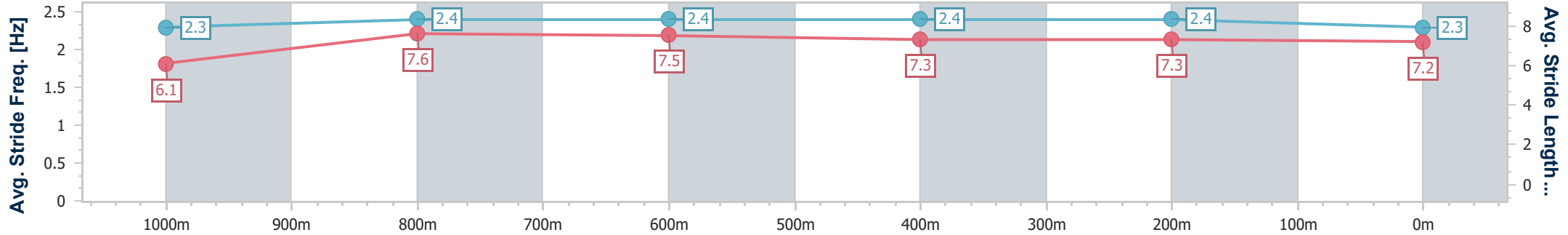
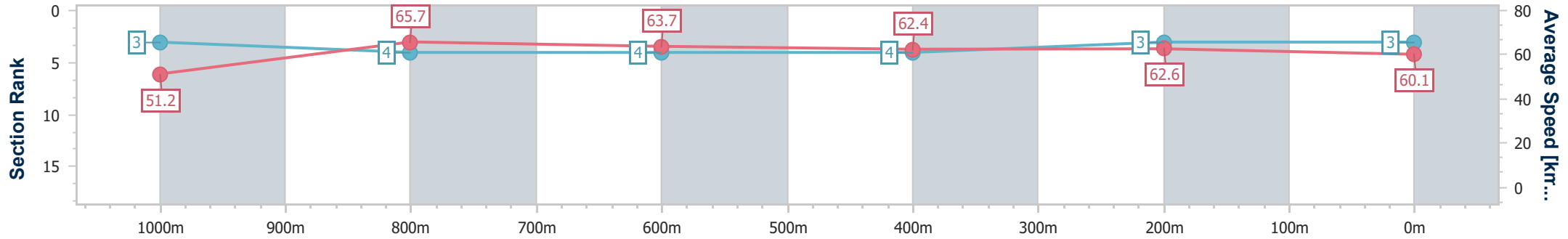
Mackay QLD Professional  
 Race 8: FIRST NATIONAL REAL ESTATE MACKAY RATINGS  
 BAND 0 - 55 Handicap - 1200m



05 September 2024 - 16:47

Track Rating: Good 3, Weather: Overcast, Rail Position: +3m Entire

Section	Overall	1000m	800m	600m	400m	200m
Section Times	1:11.61 [3] (0:14.12)	0:57.49 [3] (0:11.03)	0:46.46 [4] (0:11.34)	0:35.12 [4] (0:11.59)	0:23.53 [4] (0:11.55)	0:11.98 [3] (0:11.98)
Average Speed [km/h]	51.2	65.7	63.7	62.4	62.6	60.1
Top Speed [km/h]	67.7	67.4	64.6	64.1	63.7	63.2
Avg. Dist. to Rail [m]	3.4	1.2	1.0	1.0	2.4	3.0
Avg. Stride Freq. [Hz]	2.3	2.4	2.4	2.4	2.4	2.3
Avg. Stride Length [m]	6.1	7.6	7.5	7.3	7.3	7.2



- [ ] Ranking at each section and finish
- .-.- No data available at this section
- NA No data available



Horse/Jockey Name	Isshegrey
Final Rank	4
Fastest Section Time (Section)	0:10.88 (1000m)
Top Speed [km/h] (Section)	67.8 (1000m)
Race State	Finished



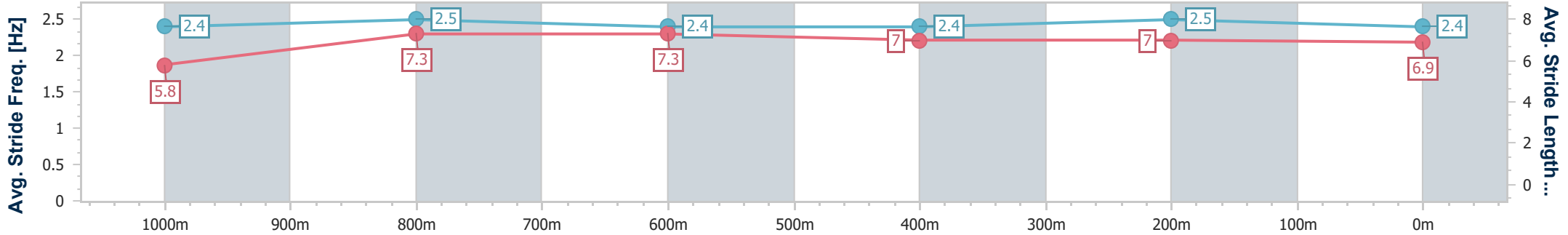
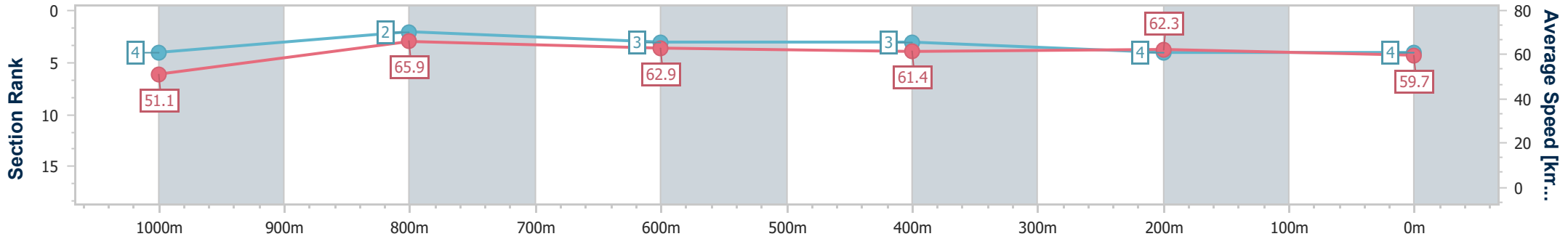
Mackay QLD Professional  
 Race 8: FIRST NATIONAL REAL ESTATE MACKAY RATINGS  
 BAND 0 - 55 Handicap - 1200m



05 September 2024 - 16:47

Track Rating: Good 3, Weather: Overcast, Rail Position: +3m Entire

Section	Overall	1000m	800m	600m	400m	200m
Section Times	1:11.71 [4] (0:14.13)	0:57.58 [4] (0:10.88)	0:46.70 [2] (0:11.43)	0:35.27 [3] (0:11.61)	0:23.66 [3] (0:11.58)	0:12.08 [4] (0:12.08)
Average Speed [km/h]	51.1	65.9	62.9	61.4	62.3	59.7
Top Speed [km/h]	66.0	67.8	64.0	62.3	63.1	61.7
Avg. Dist. to Rail [m]	1.1	0.2	0.6	1.1	1.0	0.7
Avg. Stride Freq. [Hz]	2.4	2.5	2.4	2.4	2.5	2.4
Avg. Stride Length [m]	5.8	7.3	7.3	7.0	7.0	6.9



- [ ] Ranking at each section and finish
- .-.- No data available at this section
- NA No data available



Horse/Jockey Name	Microwave Jenny
Final Rank	5
Fastest Section Time (Section)	0:10.93 (1000m)
Top Speed [km/h] (Section)	67.1 (1000m)
Race State	Finished



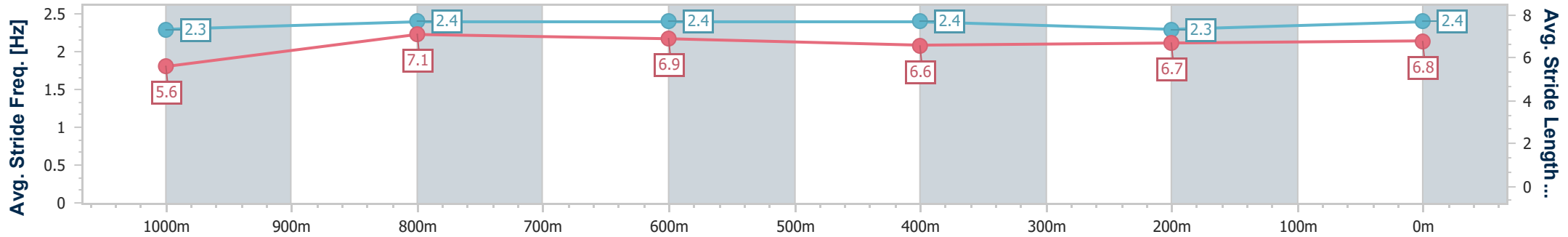
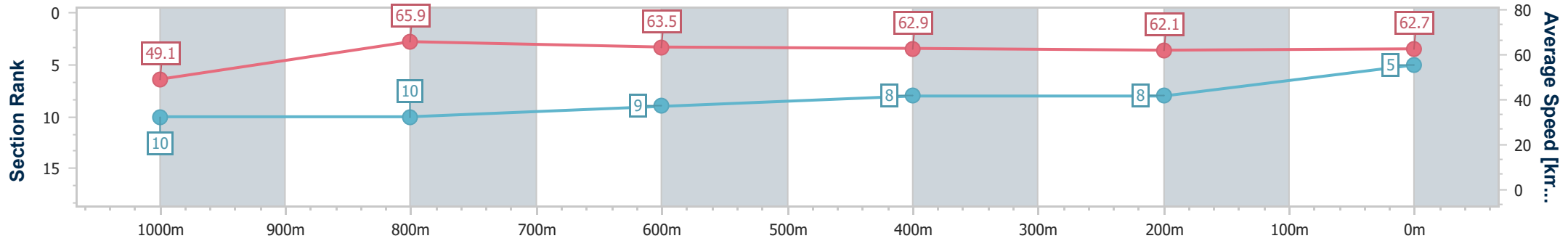
Mackay QLD Professional  
 Race 8: FIRST NATIONAL REAL ESTATE MACKAY RATINGS  
 BAND 0 - 55 Handicap - 1200m



05 September 2024 - 16:47

Track Rating: Good 3, Weather: Overcast, Rail Position: +3m Entire

Section	Overall	1000m	800m	600m	400m	200m
Section Times	1:11.75 [5] (0:14.77)	0:56.98 [10] (0:10.93)	0:46.05 [10] (0:11.32)	0:34.73 [9] (0:11.59)	0:23.14 [8] (0:11.68)	0:11.46 [8] (0:11.46)
Average Speed [km/h]	49.1	65.9	63.5	62.9	62.1	62.7
Top Speed [km/h]	66.0	67.1	65.8	64.7	63.7	64.3
Avg. Dist. to Rail [m]	5.0	0.3	0.4	1.9	4.1	5.5
Avg. Stride Freq. [Hz]	2.3	2.4	2.4	2.4	2.3	2.4
Avg. Stride Length [m]	5.6	7.1	6.9	6.6	6.7	6.8



- [ ] Ranking at each section and finish
- .-.- No data available at this section
- NA No data available



Horse/Jockey Name	Listen Listen
Final Rank	6
Fastest Section Time (Section)	0:10.87 (1000m)
Top Speed [km/h] (Section)	67.4 (1000m)
Race State	Finished



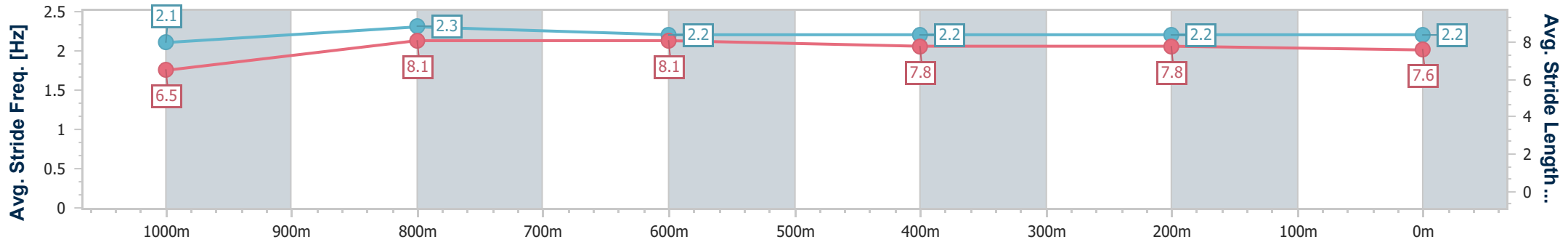
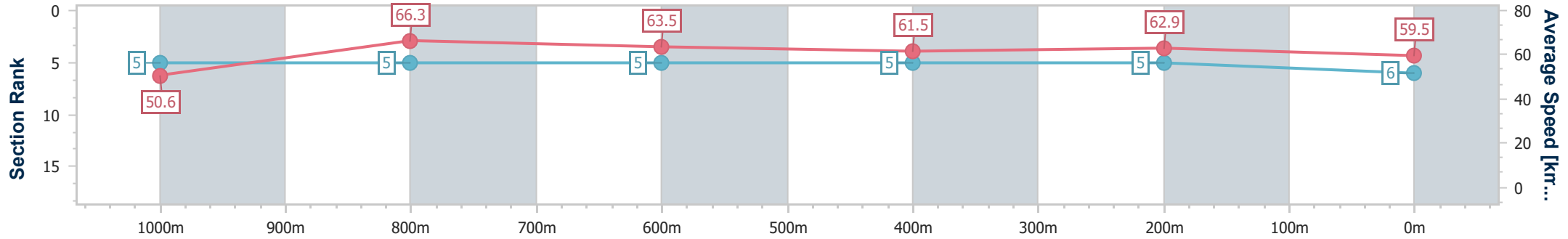
Mackay QLD Professional  
 Race 8: FIRST NATIONAL REAL ESTATE MACKAY RATINGS  
 BAND 0 - 55 Handicap - 1200m



05 September 2024 - 16:47

Track Rating: Good 3, Weather: Overcast, Rail Position: +3m Entire

Section	Overall	1000m	800m	600m	400m	200m
Section Times	1:11.87 [6] (0:14.28)	0:57.59 [5] (0:10.87)	0:46.72 [5] (0:11.38)	0:35.34 [5] (0:11.74)	0:23.60 [5] (0:11.49)	0:12.11 [5] (0:12.11)
Average Speed [km/h]	50.6	66.3	63.5	61.5	62.9	59.5
Top Speed [km/h]	67.2	67.4	64.6	63.0	65.2	61.6
Avg. Dist. to Rail [m]	1.1	1.0	1.0	0.7	1.9	2.1
Avg. Stride Freq. [Hz]	2.1	2.3	2.2	2.2	2.2	2.2
Avg. Stride Length [m]	6.5	8.1	8.1	7.8	7.8	7.6



- [ ] Ranking at each section and finish
- .-.- No data available at this section
- NA No data available



Horse/Jockey Name	Power Sister
Final Rank	7
Fastest Section Time (Section)	0:10.93 (1000m)
Top Speed [km/h] (Section)	67.0 (1000m)
Race State	Finished



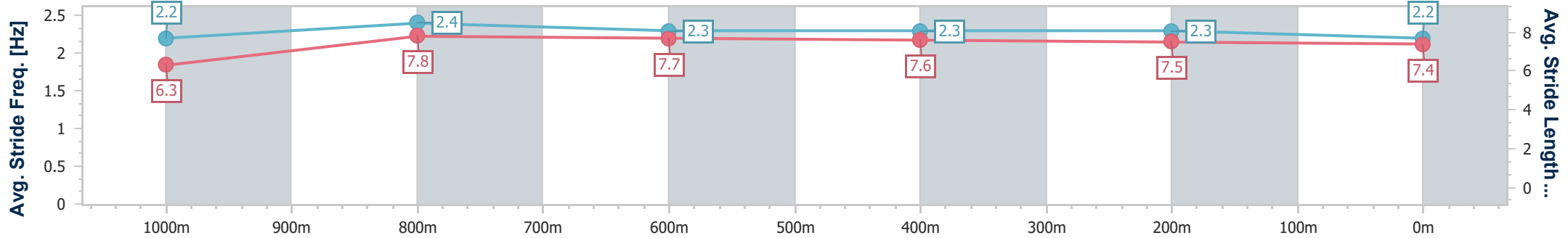
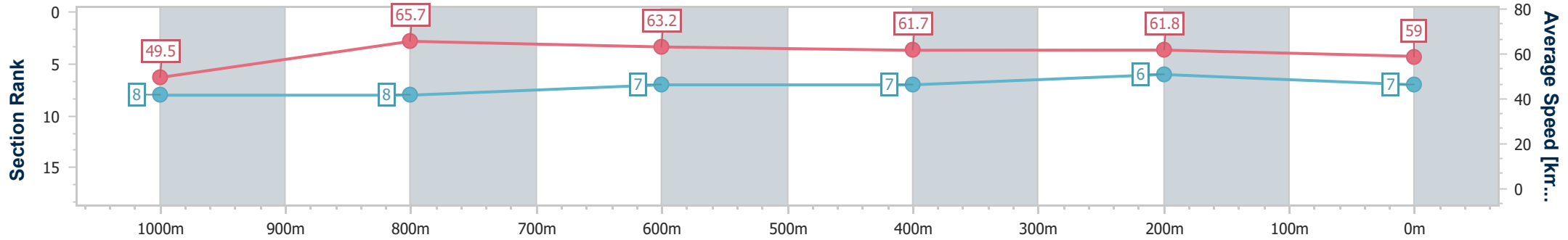
Mackay QLD Professional  
 Race 8: FIRST NATIONAL REAL ESTATE MACKAY RATINGS  
 BAND 0 - 55 Handicap - 1200m



05 September 2024 - 16:47

Track Rating: Good 3, Weather: Overcast, Rail Position: +3m Entire

Section	Overall	1000m	800m	600m	400m	200m
Section Times	1:12.31 [7] (0:14.62)	0:57.69 [8] (0:10.93)	0:46.76 [8] (0:11.40)	0:35.36 [7] (0:11.52)	0:23.84 [7] (0:11.64)	0:12.20 [6] (0:12.20)
Average Speed [km/h]	49.5	65.7	63.2	61.7	61.8	59.0
Top Speed [km/h]	66.7	67.0	64.9	62.9	63.9	61.5
Avg. Dist. to Rail [m]	2.2	0.5	0.7	1.2	1.0	1.1
Avg. Stride Freq. [Hz]	2.2	2.4	2.3	2.3	2.3	2.2
Avg. Stride Length [m]	6.3	7.8	7.7	7.6	7.5	7.4



- [ ] Ranking at each section and finish
- .-.- No data available at this section
- NA No data available





Horse/Jockey Name	Young Henry
Final Rank	8
Fastest Section Time (Section)	0:10.93 (1000m)
Top Speed [km/h] (Section)	66.8 (1000m)
Race State	Finished



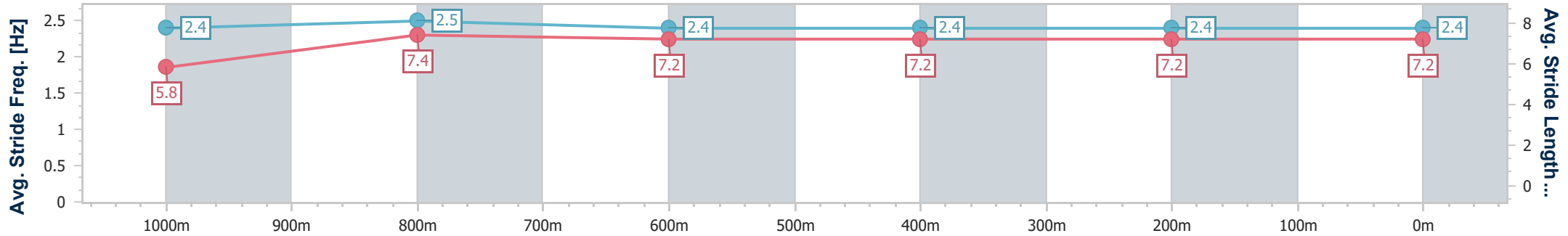
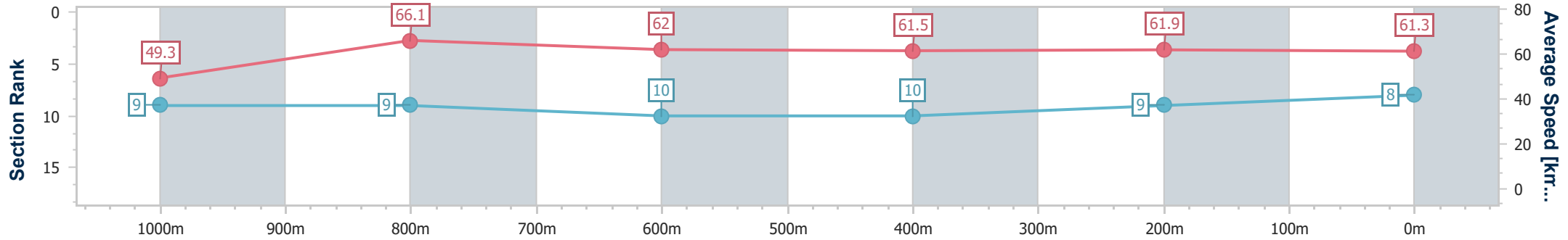
Mackay QLD Professional  
 Race 8: FIRST NATIONAL REAL ESTATE MACKAY RATINGS  
 BAND 0 - 55 Handicap - 1200m



05 September 2024 - 16:47

Track Rating: Good 3, Weather: Overcast, Rail Position: +3m Entire

Section	Overall	1000m	800m	600m	400m	200m
Section Times	1:12.32 [8] (0:14.67)	0:57.65 [9] (0:10.93)	0:46.72 [9] (0:11.58)	0:35.14 [10] (0:11.70)	0:23.44 [10] (0:11.67)	0:11.77 [9] (0:11.77)
Average Speed [km/h]	49.3	66.1	62.0	61.5	61.9	61.3
Top Speed [km/h]	64.6	66.8	64.4	63.1	63.8	62.3
Avg. Dist. to Rail [m]	5.3	0.8	0.8	1.1	1.8	4.0
Avg. Stride Freq. [Hz]	2.4	2.5	2.4	2.4	2.4	2.4
Avg. Stride Length [m]	5.8	7.4	7.2	7.2	7.2	7.2



- [ ] Ranking at each section and finish
- .-.- No data available at this section
- NA No data available



Horse/Jockey Name	Acoustix
Final Rank	9
Fastest Section Time (Section)	0:10.97 (1000m)
Top Speed [km/h] (Section)	67.5 (Overall)
Race State	Finished



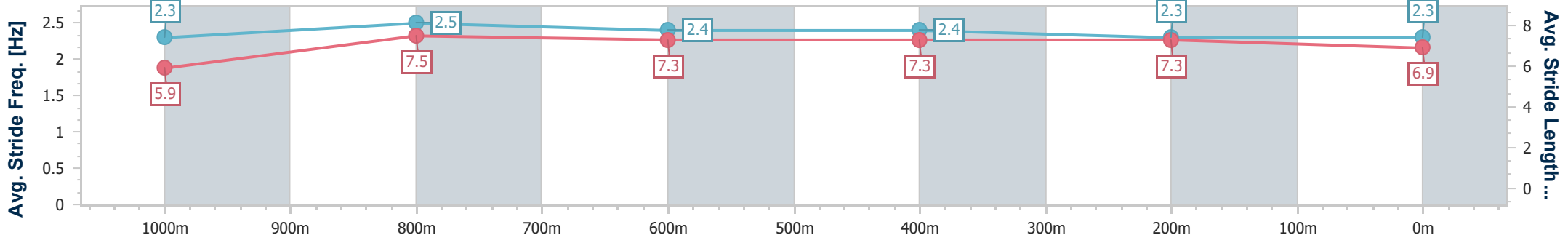
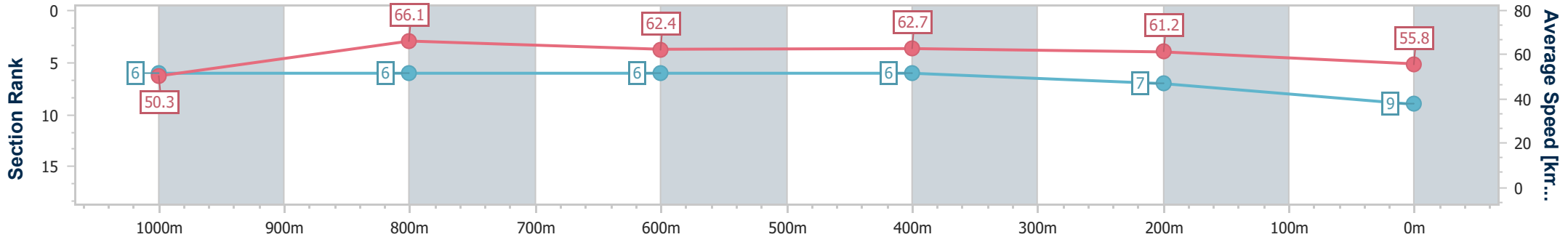
Mackay QLD Professional  
 Race 8: FIRST NATIONAL REAL ESTATE MACKAY RATINGS  
 BAND 0 - 55 Handicap - 1200m



05 September 2024 - 16:47

Track Rating: Good 3, Weather: Overcast, Rail Position: +3m Entire

Section	Overall	1000m	800m	600m	400m	200m
Section Times	1:13.14 [9] (0:14.35)	0:58.79 [6] (0:10.97)	0:47.82 [6] (0:11.53)	0:36.29 [6] (0:11.58)	0:24.71 [6] (0:11.77)	0:12.94 [7] (0:12.94)
Average Speed [km/h]	50.3	66.1	62.4	62.7	61.2	55.8
Top Speed [km/h]	67.5	67.2	63.3	63.7	61.8	61.0
Avg. Dist. to Rail [m]	2.3	1.5	1.1	1.0	2.2	2.8
Avg. Stride Freq. [Hz]	2.3	2.5	2.4	2.4	2.3	2.3
Avg. Stride Length [m]	5.9	7.5	7.3	7.3	7.3	6.9



- [ ] Ranking at each section and finish
- .-.- No data available at this section
- NA No data available



Horse/Jockey Name	Lenny Rocket
Final Rank	10
Fastest Section Time (Section)	0:10.98 (1000m)
Top Speed [km/h] (Section)	66.7 (1000m)
Race State	Finished



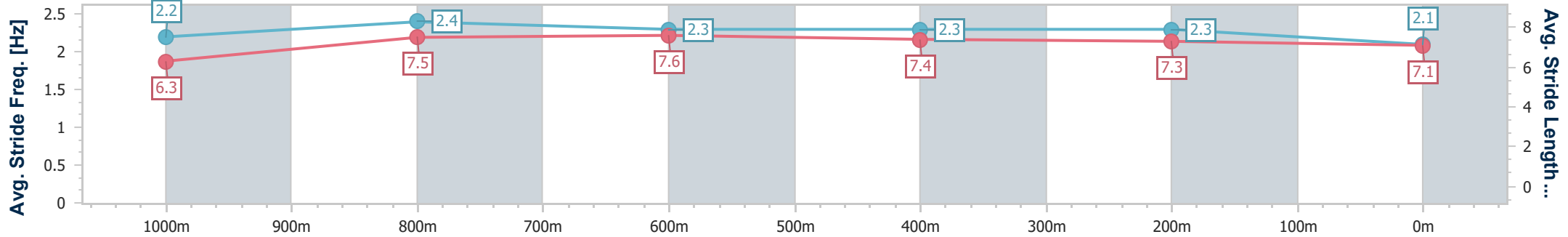
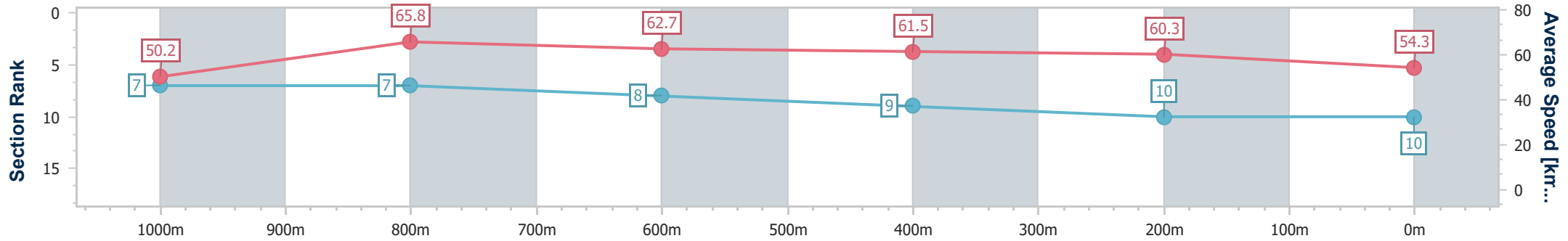
Mackay QLD Professional  
 Race 8: FIRST NATIONAL REAL ESTATE MACKAY RATINGS  
 BAND 0 - 55 Handicap - 1200m



05 September 2024 - 16:47

Track Rating: Good 3, Weather: Overcast, Rail Position: +3m Entire

Section	Overall	1000m	800m	600m	400m	200m
Section Times	1:14.01 [10] (0:14.43)	0:59.58 [7] (0:10.98)	0:48.60 [7] (0:11.54)	0:37.06 [8] (0:11.81)	0:25.25 [9] (0:11.99)	0:13.26 [10] (0:13.26)
Average Speed [km/h]	50.2	65.8	62.7	61.5	60.3	54.3
Top Speed [km/h]	66.7	66.7	64.5	62.7	61.8	58.2
Avg. Dist. to Rail [m]	2.5	1.8	1.7	1.4	3.1	4.0
Avg. Stride Freq. [Hz]	2.2	2.4	2.3	2.3	2.3	2.1
Avg. Stride Length [m]	6.3	7.5	7.6	7.4	7.3	7.1



- [ ] Ranking at each section and finish
- .-.- No data available at this section
- NA No data available