

Track Rating: Good 3, Weather: Fine, Rail Position: +3m 800m-W/Post; True Remainder

Section		Field Times											Last 600m	
		Overall	1000m	800m	600m	400m	200m						0:35.60	
		1:10.06 (0:12.81)	0:57.25 (0:10.42)	0:46.83 (0:11.23)	0:35.60 (0:11.52)	0:24.08 (0:11.76)	0:12.32 (0:12.32)							
Rank	TAB	Horse/Jockey	Barrier	Top Speed [km/h]	Fastest Section								Margin	Distance Travelled [m]
1	2	<b>MEAN APPROACH</b>	13	71.6	0:10.44	1:10.06 [1]	0:57.15 [2]	0:46.71 [2]	0:35.60 [1]	0:24.08 [1]	0:12.32 [1]	1:10.06	0:35.60	
		Sean Cormack		Overall	1000m	(0:12.91)	(0:10.44)	(0:11.11)	(0:11.52)	(0:11.76)	(0:12.32)			
2	7	<b>LUNAR EIGHT</b>	1	69.9	0:10.60	1:10.13 [2]	0:57.17 [3]	0:46.57 [4]	0:35.38 [4]	0:23.83 [3]	0:12.32 [2]	0.3L	0:35.38	+1
		Adin Thompson		Overall	1000m	(0:12.96)	(0:10.60)	(0:11.19)	(0:11.55)	(0:11.51)	(0:12.32)			
3	3	<b>SUNLORD</b>	3	70.5	0:10.47	1:10.44 [3]	0:57.08 [7]	0:46.61 [7]	0:35.43 [9]	0:23.76 [9]	0:11.90 [7]	2.1L	0:35.43	+4
		Chelsea Baker		1000m	1000m	(0:13.36)	(0:10.47)	(0:11.18)	(0:11.67)	(0:11.86)	(0:11.90)			
4	8	<b>MIST OF DAWN</b>	6	70.5	0:10.39	1:10.51 [4]	0:56.96 [10]	0:46.57 [9]	0:35.53 [8]	0:24.04 [5]	0:12.35 [4]	2.4L	0:35.53	+5
		Micheal Hellyer		1000m	1000m	(0:13.55)	(0:10.39)	(0:11.04)	(0:11.49)	(0:11.69)	(0:12.35)			
5	10	<b>BENGAL DIAMOND</b>	4	71.9	0:10.39	1:11.16 [5]	0:57.78 [8]	0:47.39 [6]	0:36.34 [6]	0:24.65 [6]	0:12.78 [5]	6.2L	0:36.34	+6
		Michael Cahill		1000m	1000m	(0:13.38)	(0:10.39)	(0:11.05)	(0:11.69)	(0:11.87)	(0:12.78)			
6	15	<b>FLYING BAT</b>	9	71.3	0:10.34	1:11.21 [6]	0:58.00 [5]	0:47.66 [3]	0:36.51 [3]	0:24.82 [4]	0:12.82 [6]	6.4L	0:36.51	+11
		Kirk Matheson		1000m	1000m	(0:13.21)	(0:10.34)	(0:11.15)	(0:11.69)	(0:12.00)	(0:12.82)			
7	13	<b>CHOCKABLOCK</b>	7	69.3	0:10.74	1:11.47 [7]	0:58.23 [6]	0:47.49 [10]	0:36.36 [10]	0:24.77 [10]	0:12.76 [9]	7.9L	0:36.36	+10
		Tiffani Brooker		Overall	1000m	(0:13.24)	(0:10.74)	(0:11.13)	(0:11.59)	(0:12.01)	(0:12.76)			
8	14	<b>ELLE OF A BELLE</b>	10	72.1	0:10.42	1:11.57 [8]	0:58.76 [1]	0:48.34 [1]	0:37.10 [2]	0:25.53 [2]	0:13.49 [3]	8.4L	0:37.10	+0
		Jai Williams		Overall	1000m	(0:12.81)	(0:10.42)	(0:11.24)	(0:11.57)	(0:12.04)	(0:13.49)			
9	1	<b>CASH LANDING</b>	2	70.6	0:10.47	1:11.64 [9]	0:58.53 [4]	0:48.06 [5]	0:36.83 [5]	0:25.01 [8]	0:12.88 [10]	8.7L	0:36.83	+5
		Anthony Allen		1000m	1000m	(0:13.11)	(0:10.47)	(0:11.23)	(0:11.82)	(0:12.13)	(0:12.88)			
10	11	<b>ARTEMAS</b>	5	70.6	0:10.45	1:12.11 [10]	0:58.71 [9]	0:48.26 [8]	0:37.15 [7]	0:25.55 [7]	0:13.50 [8]	11.5L	0:37.15	+1
		Ryan Wiggins		1000m	1000m	(0:13.40)	(0:10.45)	(0:11.11)	(0:11.60)	(0:12.05)	(0:13.50)			

Scratched: Amnesia (#4), Been A Secret (#5), Guru Class (#6), Rose Noir (#9), Madame Moth (#12), Midnight In Austin (#16), Hereditary (#17)



Horse/Jockey Name	Mean Approach
Final Rank	1
Fastest Section Time (Section)	0:10.44 (1000m)
Top Speed [km/h] (Section)	71.6 (Overall)
Race State	Finished



Aquis Park Gold Coast QLD Professional

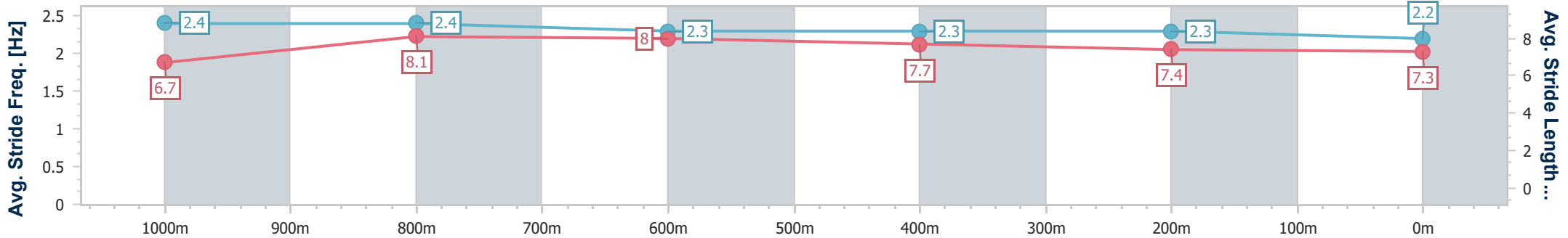
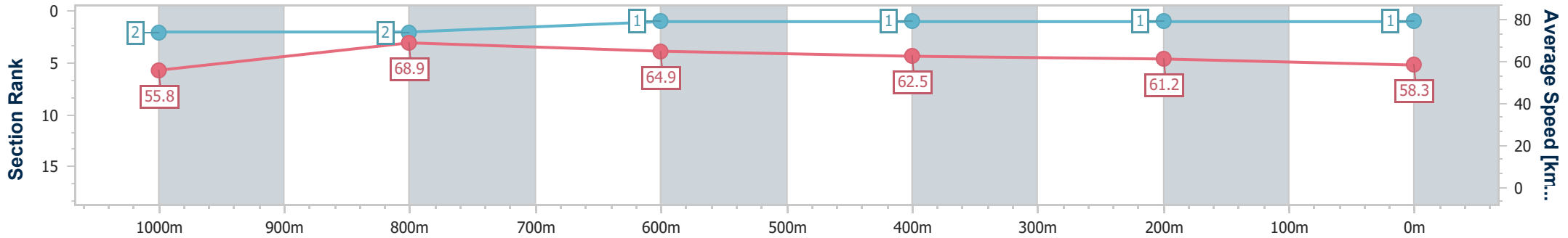
Race 5: WET'N'WILD Class 1 Plate - 1200m



07 September 2024 - 15:44

Track Rating: Good 3, Weather: Fine, Rail Position: +3m 800m-W/Post; True Remainder

Section	Overall	1000m	800m	600m	400m	200m
Section Times	1:10.06 [1] (0:12.91)	0:57.15 [2] (0:10.44)	0:46.71 [2] (0:11.11)	0:35.60 [1] (0:11.52)	0:24.08 [1] (0:11.76)	0:12.32 [1] (0:12.32)
Average Speed [km/h]	55.8	68.9	64.9	62.5	61.2	58.3
Top Speed [km/h]	71.6	71.1	66.4	63.5	62.7	60.5
Avg. Dist. to Rail [m]	6.0	0.9	0.8	0.7	1.6	2.1
Avg. Stride Freq. [Hz]	2.4	2.4	2.3	2.3	2.3	2.2
Avg. Stride Length [m]	6.7	8.1	8.0	7.7	7.4	7.3



- [ ] Ranking at each section and finish
- .-.- No data available at this section
- NA No data available



Horse/Jockey Name	Lunar Eight
Final Rank	2
Fastest Section Time (Section)	0:10.60 (1000m)
Top Speed [km/h] (Section)	69.9 (Overall)
Race State	Finished



### Aquis Park Gold Coast QLD Professional

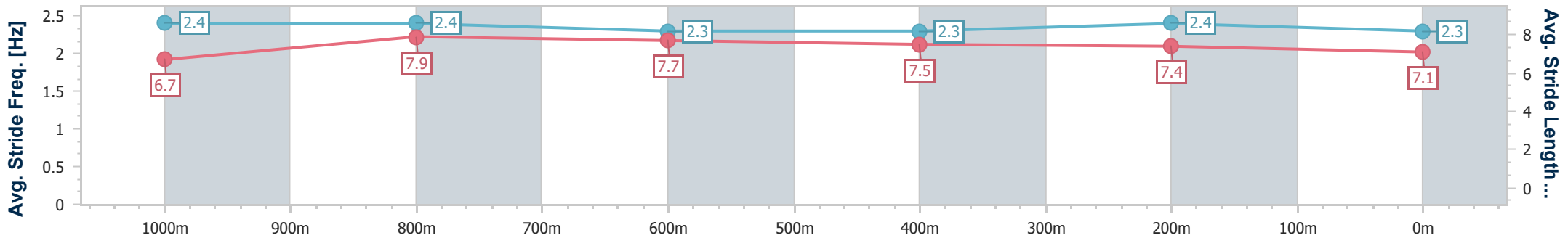
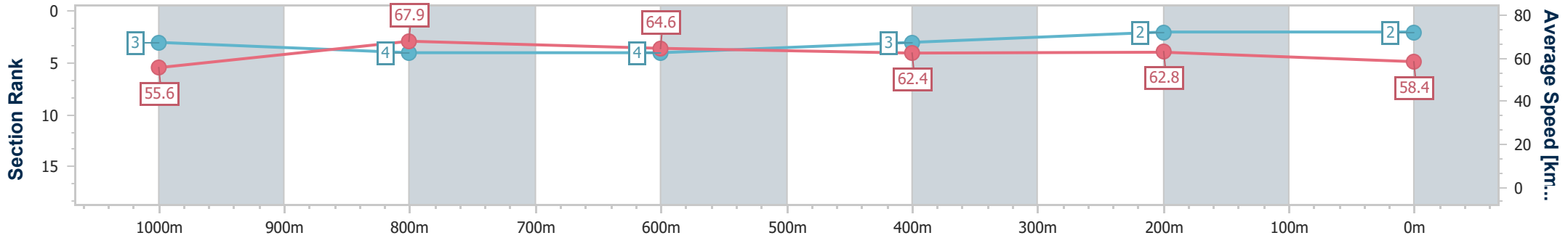
Race 5: WET'N'WILD Class 1 Plate - 1200m



07 September 2024 - 15:44

Track Rating: Good 3, Weather: Fine, Rail Position: +3m 800m-W/Post; True Remainder

Section	Overall	1000m	800m	600m	400m	200m
Section Times	1:10.13 [2] (0:12.96)	0:57.17 [3] (0:10.60)	0:46.57 [4] (0:11.19)	0:35.38 [4] (0:11.55)	0:23.83 [3] (0:11.51)	0:12.32 [2] (0:12.32)
Average Speed [km/h]	55.6	67.9	64.6	62.4	62.8	58.4
Top Speed [km/h]	69.9	69.8	66.3	63.2	63.5	61.2
Avg. Dist. to Rail [m]	0.7	0.6	1.1	0.5	1.6	3.1
Avg. Stride Freq. [Hz]	2.4	2.4	2.3	2.3	2.4	2.3
Avg. Stride Length [m]	6.7	7.9	7.7	7.5	7.4	7.1



- [ ] Ranking at each section and finish
- .-.- No data available at this section
- NA No data available



Horse/Jockey Name	Sunlord
Final Rank	3
Fastest Section Time (Section)	0:10.47 (1000m)
Top Speed [km/h] (Section)	70.5 (1000m)
Race State	Finished



Aquis Park Gold Coast QLD Professional

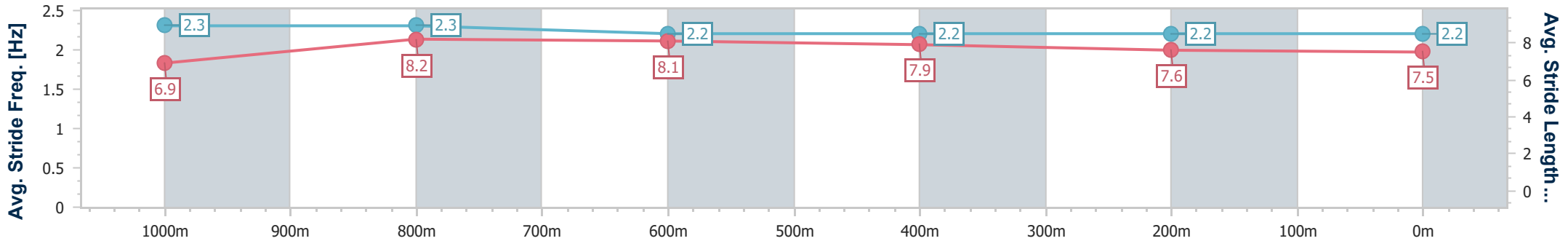
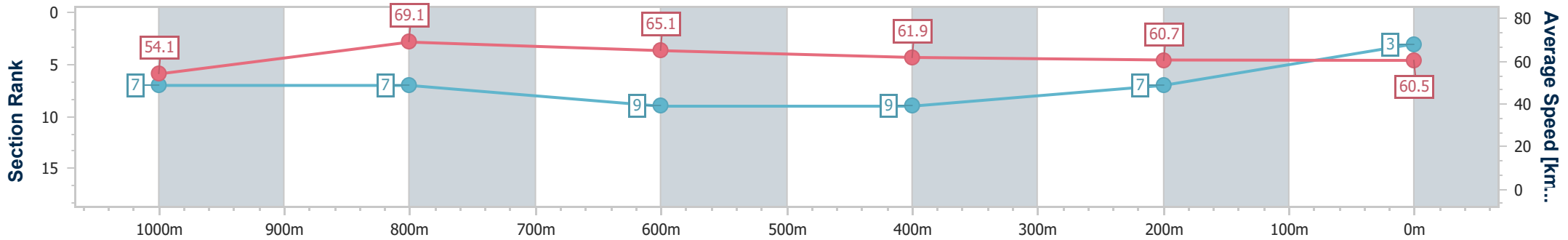
Race 5: WET'N'WILD Class 1 Plate - 1200m



07 September 2024 - 15:44

Track Rating: Good 3, Weather: Fine, Rail Position: +3m 800m-W/Post; True Remainder

Section	Overall	1000m	800m	600m	400m	200m
Section Times	1:10.44 [3] (0:13.36)	0:57.08 [7] (0:10.47)	0:46.61 [7] (0:11.18)	0:35.43 [9] (0:11.67)	0:23.76 [9] (0:11.86)	0:11.90 [7] (0:11.90)
Average Speed [km/h]	54.1	69.1	65.1	61.9	60.7	60.5
Top Speed [km/h]	69.3	70.5	66.8	63.7	62.9	62.2
Avg. Dist. to Rail [m]	2.4	1.8	2.2	1.0	2.0	1.9
Avg. Stride Freq. [Hz]	2.3	2.3	2.2	2.2	2.2	2.2
Avg. Stride Length [m]	6.9	8.2	8.1	7.9	7.6	7.5



- [ ] Ranking at each section and finish
- .-.- No data available at this section
- NA No data available



Horse/Jockey Name	Mist Of Dawn
Final Rank	4
Fastest Section Time (Section)	0:10.39 (1000m)
Top Speed [km/h] (Section)	70.5 (1000m)
Race State	Finished



### Aquis Park Gold Coast QLD Professional

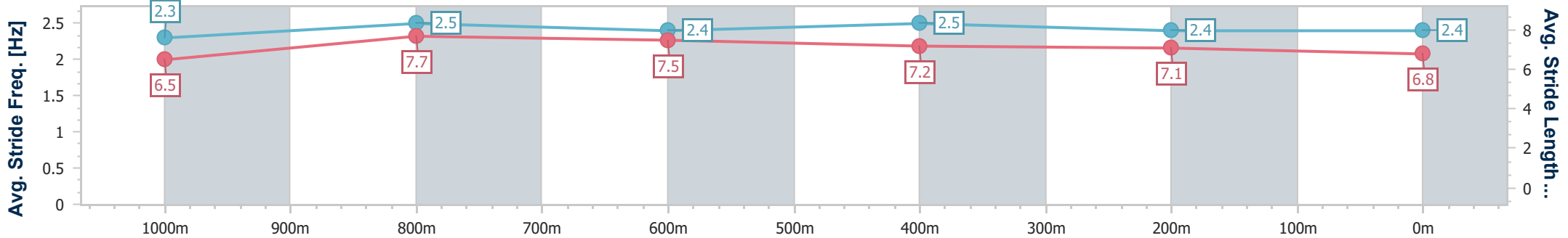
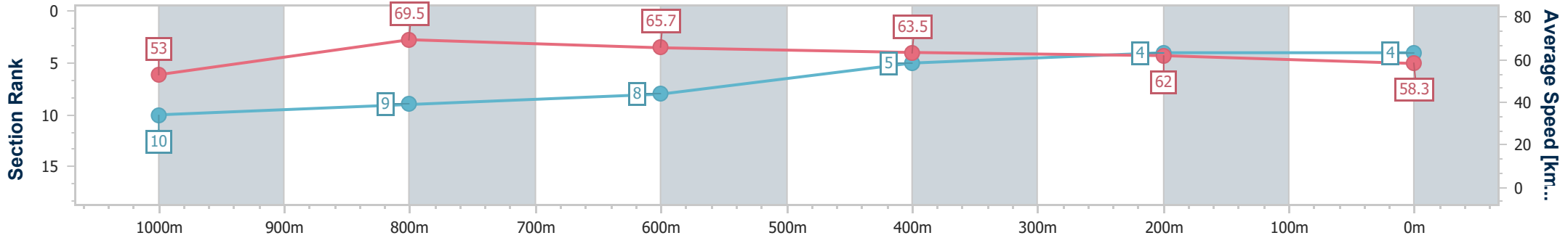
Race 5: WET'N'WILD Class 1 Plate - 1200m



07 September 2024 - 15:44

Track Rating: Good 3, Weather: Fine, Rail Position: +3m 800m-W/Post; True Remainder

Section	Overall	1000m	800m	600m	400m	200m
Section Times	1:10.51 [4] (0:13.55)	0:56.96 [10] (0:10.39)	0:46.57 [9] (0:11.04)	0:35.53 [8] (0:11.49)	0:24.04 [5] (0:11.69)	0:12.35 [4] (0:12.35)
Average Speed [km/h]	53.0	69.5	65.7	63.5	62.0	58.3
Top Speed [km/h]	69.4	70.5	67.3	64.6	62.9	60.3
Avg. Dist. to Rail [m]	4.1	1.0	1.9	2.5	4.9	4.9
Avg. Stride Freq. [Hz]	2.3	2.5	2.4	2.5	2.4	2.4
Avg. Stride Length [m]	6.5	7.7	7.5	7.2	7.1	6.8



- [ ] Ranking at each section and finish
- .-.- No data available at this section
- NA No data available



Horse/Jockey Name	Bengal Diamond
Final Rank	5
Fastest Section Time (Section)	0:10.39 (1000m)
Top Speed [km/h] (Section)	71.9 (1000m)
Race State	Finished



### Aquis Park Gold Coast QLD Professional

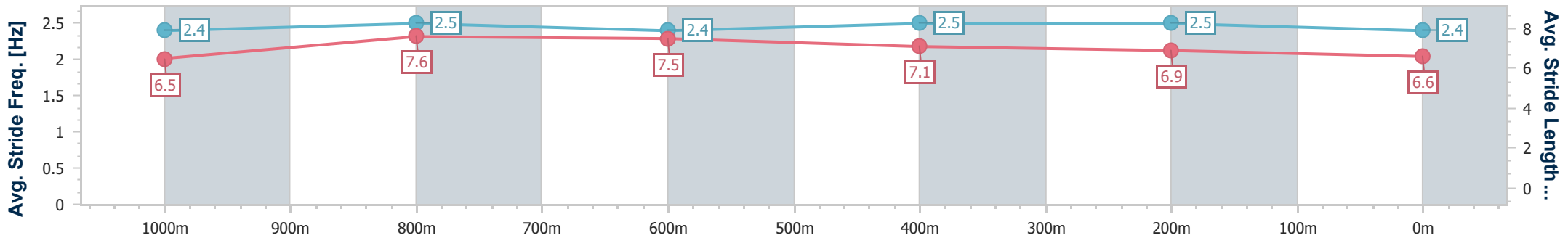
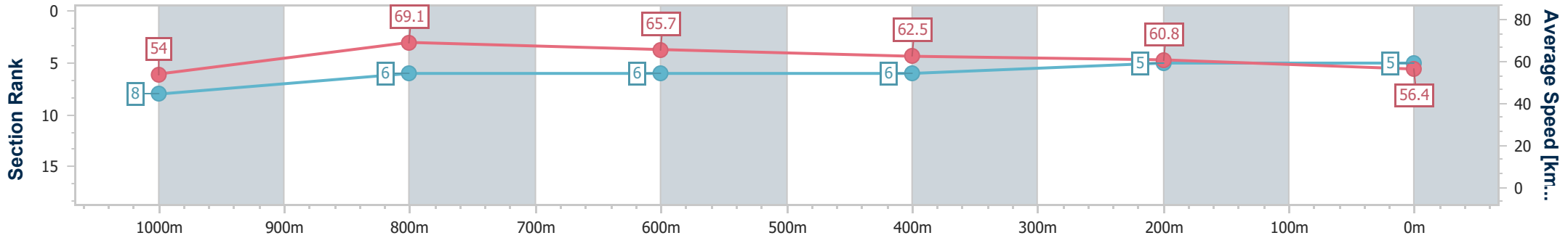
Race 5: WET'N'WILD Class 1 Plate - 1200m



07 September 2024 - 15:44

Track Rating: Good 3, Weather: Fine, Rail Position: +3m 800m-W/Post; True Remainder

Section	Overall	1000m	800m	600m	400m	200m
Section Times	1:11.16 [5] (0:13.38)	0:57.78 [8] (0:10.39)	0:47.39 [6] (0:11.05)	0:36.34 [6] (0:11.69)	0:24.65 [6] (0:11.87)	0:12.78 [5] (0:12.78)
Average Speed [km/h]	54.0	69.1	65.7	62.5	60.8	56.4
Top Speed [km/h]	71.6	71.9	68.4	64.0	62.3	59.0
Avg. Dist. to Rail [m]	1.7	0.8	2.6	2.5	3.8	3.1
Avg. Stride Freq. [Hz]	2.4	2.5	2.4	2.5	2.5	2.4
Avg. Stride Length [m]	6.5	7.6	7.5	7.1	6.9	6.6



- [ ] Ranking at each section and finish
- .-.- No data available at this section
- NA No data available



Horse/Jockey Name	Flying Bat
Final Rank	6
Fastest Section Time (Section)	0:10.34 (1000m)
Top Speed [km/h] (Section)	71.3 (1000m)
Race State	Finished



### Aquis Park Gold Coast QLD Professional

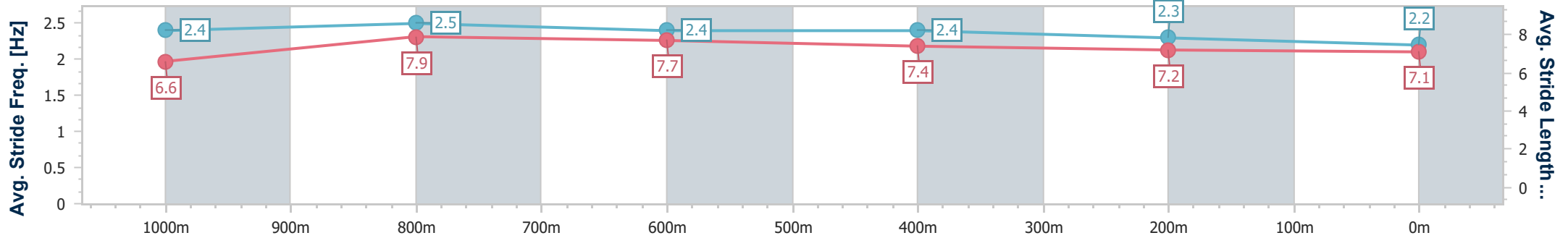
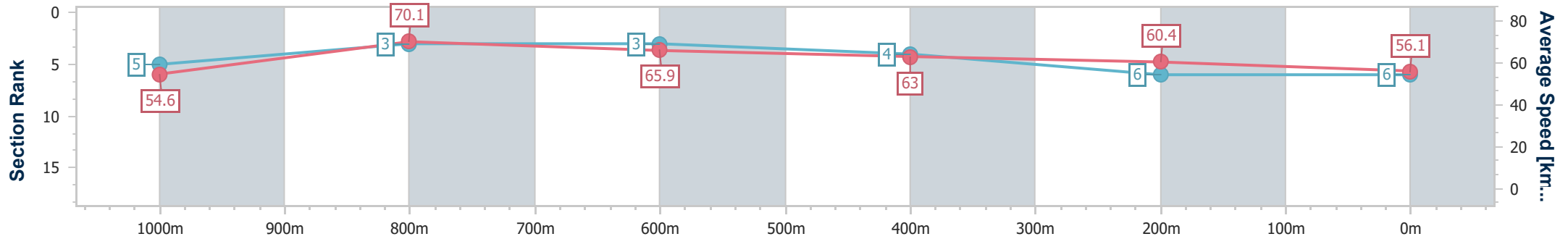
Race 5: WET'N'WILD Class 1 Plate - 1200m



07 September 2024 - 15:44

Track Rating: Good 3, Weather: Fine, Rail Position: +3m 800m-W/Post; True Remainder

Section	Overall	1000m	800m	600m	400m	200m
Section Times	1:11.21 [6] (0:13.21)	0:58.00 [5] (0:10.34)	0:47.66 [3] (0:11.15)	0:36.51 [3] (0:11.69)	0:24.82 [4] (0:12.00)	0:12.82 [6] (0:12.82)
Average Speed [km/h]	54.6	70.1	65.9	63.0	60.4	56.1
Top Speed [km/h]	70.5	71.3	68.4	64.4	61.6	58.4
Avg. Dist. to Rail [m]	4.9	1.8	5.1	4.2	5.1	4.0
Avg. Stride Freq. [Hz]	2.4	2.5	2.4	2.4	2.3	2.2
Avg. Stride Length [m]	6.6	7.9	7.7	7.4	7.2	7.1



- [ ] Ranking at each section and finish
- .-.- No data available at this section
- NA No data available



Horse/Jockey Name	Chockablock
Final Rank	7
Fastest Section Time (Section)	0:10.74 (1000m)
Top Speed [km/h] (Section)	69.3 (Overall)
Race State	Finished



### Aquis Park Gold Coast QLD Professional

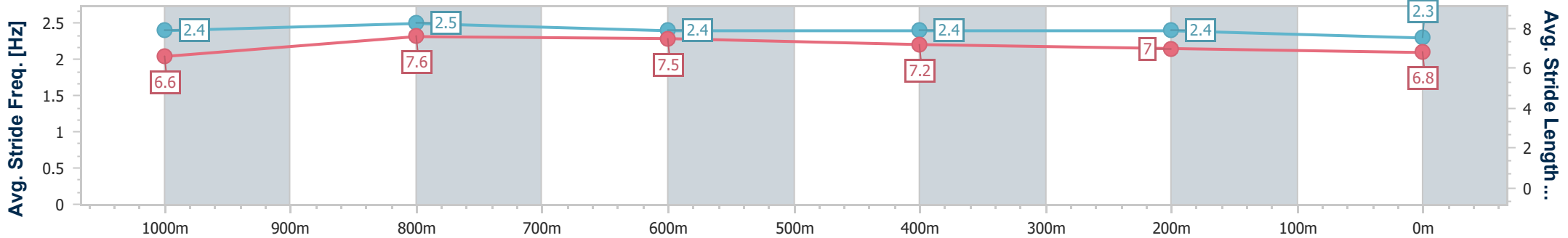
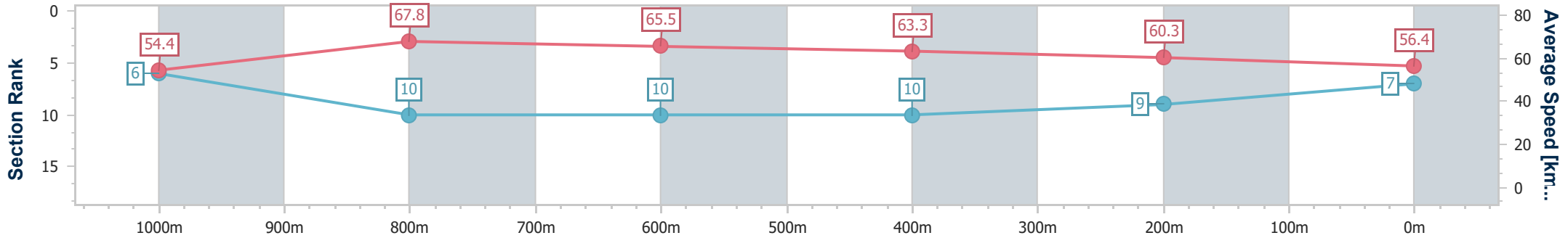
Race 5: WET'N'WILD Class 1 Plate - 1200m



07 September 2024 - 15:44

Track Rating: Good 3, Weather: Fine, Rail Position: +3m 800m-W/Post; True Remainder

Section	Overall	1000m	800m	600m	400m	200m
Section Times	1:11.47 [7] (0:13.24)	0:58.23 [6] (0:10.74)	0:47.49 [10] (0:11.13)	0:36.36 [10] (0:11.59)	0:24.77 [10] (0:12.01)	0:12.76 [9] (0:12.76)
Average Speed [km/h]	54.4	67.8	65.5	63.3	60.3	56.4
Top Speed [km/h]	69.3	69.3	67.1	65.7	61.8	58.9
Avg. Dist. to Rail [m]	4.7	2.9	3.1	3.4	4.5	5.7
Avg. Stride Freq. [Hz]	2.4	2.5	2.4	2.4	2.4	2.3
Avg. Stride Length [m]	6.6	7.6	7.5	7.2	7.0	6.8



- [ ] Ranking at each section and finish
- .-.- No data available at this section
- NA No data available





Horse/Jockey Name	Elle Of A Belle
Final Rank	8
Fastest Section Time (Section)	0:10.42 (1000m)
Top Speed [km/h] (Section)	72.1 (Overall)
Race State	Finished



### Aquis Park Gold Coast QLD Professional

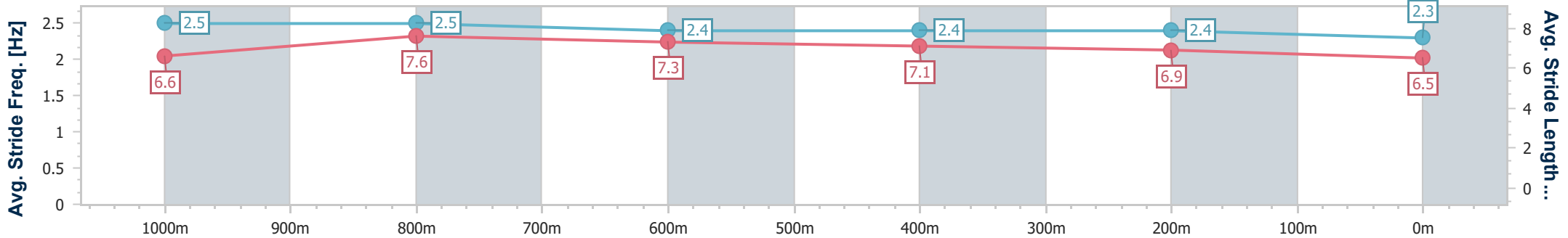
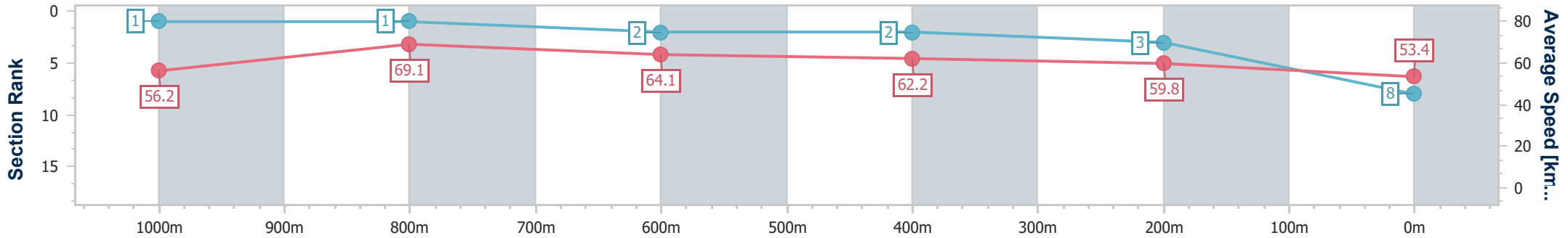
Race 5: WET'N'WILD Class 1 Plate - 1200m



07 September 2024 - 15:44

Track Rating: Good 3, Weather: Fine, Rail Position: +3m 800m-W/Post; True Remainder

Section	Overall	1000m	800m	600m	400m	200m
Section Times	1:11.57 [8] (0:12.81)	0:58.76 [1] (0:10.42)	0:48.34 [1] (0:11.24)	0:37.10 [2] (0:11.57)	0:25.53 [2] (0:12.04)	0:13.49 [3] (0:13.49)
Average Speed [km/h]	56.2	69.1	64.1	62.2	59.8	53.4
Top Speed [km/h]	72.1	72.0	67.2	63.4	62.1	56.8
Avg. Dist. to Rail [m]	5.0	0.8	1.3	0.6	0.3	1.3
Avg. Stride Freq. [Hz]	2.5	2.5	2.4	2.4	2.4	2.3
Avg. Stride Length [m]	6.6	7.6	7.3	7.1	6.9	6.5



- [ ] Ranking at each section and finish
- .-.- No data available at this section
- NA No data available



Horse/Jockey Name	Cash Landing
Final Rank	9
Fastest Section Time (Section)	0:10.47 (1000m)
Top Speed [km/h] (Section)	70.6 (1000m)
Race State	Finished



### Aquis Park Gold Coast QLD Professional

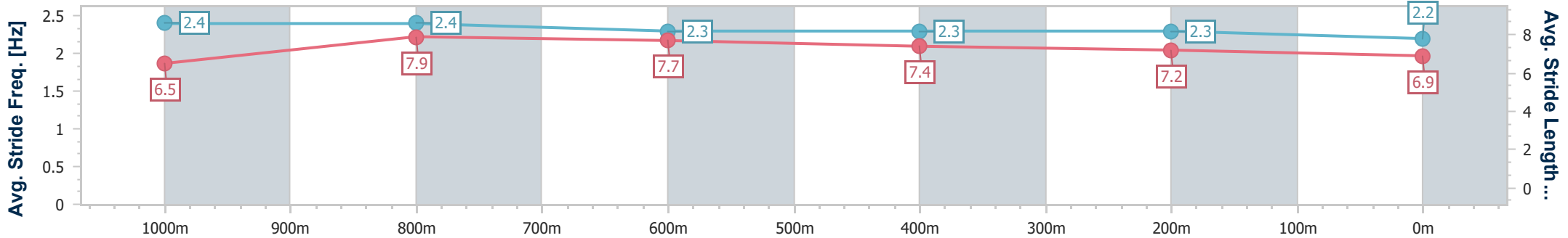
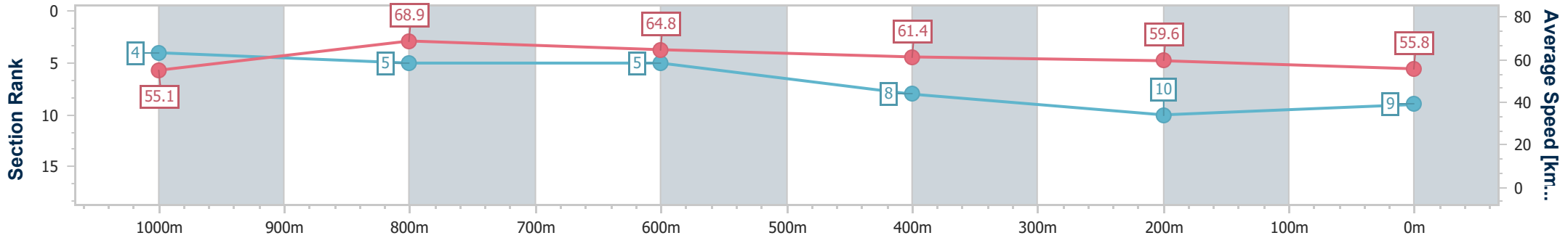
Race 5: WET'N'WILD Class 1 Plate - 1200m



07 September 2024 - 15:44

Track Rating: Good 3, Weather: Fine, Rail Position: +3m 800m-W/Post; True Remainder

Section	Overall	1000m	800m	600m	400m	200m
Section Times	1:11.64 [9] (0:13.11)	0:58.53 [4] (0:10.47)	0:48.06 [5] (0:11.23)	0:36.83 [5] (0:11.82)	0:25.01 [8] (0:12.13)	0:12.88 [10] (0:12.88)
Average Speed [km/h]	55.1	68.9	64.8	61.4	59.6	55.8
Top Speed [km/h]	70.4	70.6	66.5	63.0	60.5	58.7
Avg. Dist. to Rail [m]	0.9	0.9	2.5	2.0	2.3	3.2
Avg. Stride Freq. [Hz]	2.4	2.4	2.3	2.3	2.3	2.2
Avg. Stride Length [m]	6.5	7.9	7.7	7.4	7.2	6.9



- [ ] Ranking at each section and finish
- .-.- No data available at this section
- NA No data available



Horse/Jockey Name	Artemas
Final Rank	10
Fastest Section Time (Section)	0:10.45 (1000m)
Top Speed [km/h] (Section)	70.6 (1000m)
Race State	Finished



Aquis Park Gold Coast QLD Professional

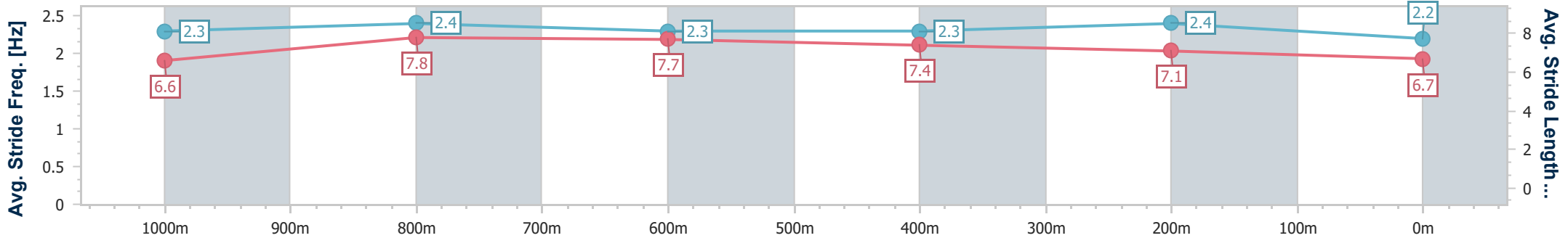
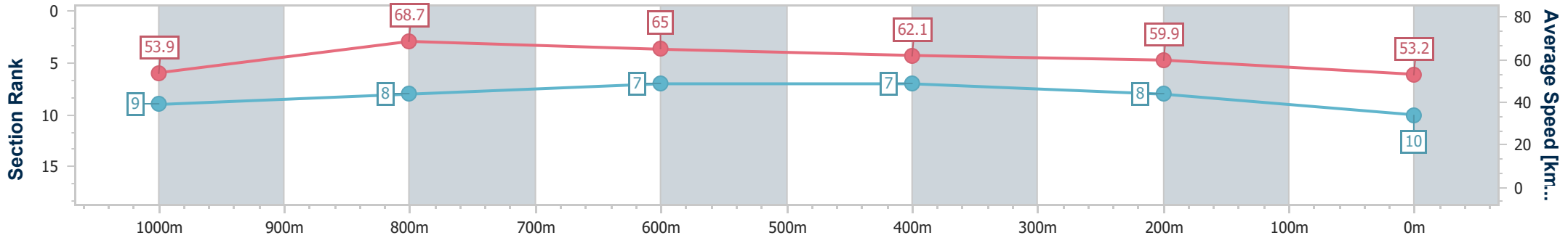
Race 5: WET'N'WILD Class 1 Plate - 1200m



07 September 2024 - 15:44

Track Rating: Good 3, Weather: Fine, Rail Position: +3m 800m-W/Post; True Remainder

Section	Overall	1000m	800m	600m	400m	200m
Section Times	1:12.11 [10] (0:13.40)	0:58.71 [9] (0:10.45)	0:48.26 [8] (0:11.11)	0:37.15 [7] (0:11.60)	0:25.55 [7] (0:12.05)	0:13.50 [8] (0:13.50)
Average Speed [km/h]	53.9	68.7	65.0	62.1	59.9	53.2
Top Speed [km/h]	70.4	70.6	66.9	63.5	61.6	59.2
Avg. Dist. to Rail [m]	2.0	0.4	0.7	0.9	1.2	0.7
Avg. Stride Freq. [Hz]	2.3	2.4	2.3	2.3	2.4	2.2
Avg. Stride Length [m]	6.6	7.8	7.7	7.4	7.1	6.7



- [ ] Ranking at each section and finish
- .-.- No data available at this section
- NA No data available