



Doomben QLD Professional

Race 1: U&U RECRUITMENT BENCHMARK 70 Handicap - 2000m

07 September 2024 - 11:58



BRISBANE
RACING CLUB

Track Rating: Good 4, Weather: Fine, Rail Position: +1m Entire

Section	Field Times													
Section	Overall	1800m	1600m	1400m	1200m	1000m	800m	Last 600m						
Field Times	2:01.34 (0:14.05)	1:47.29 (0:11.22)	1:36.07 (0:12.25)	1:23.82 (0:12.41)	1:11.41 (0:12.69)	0:58.72 (0:11.83)	0:46.89 (0:11.84)	0:35.05						
Rank	TAB	Horse/Jockey	Barrier	Top Speed [km/h]	Fastest Section									Distance Travelled [m]
1	4	FLEUR DU MONDE Samantha Collett	1	66.2 1800m	0:11.27 600m	2:01.34 [1] (0:14.19)	1:47.15 [3] (0:11.52)	1:35.63 [6] (0:12.17)	1:23.46 [4] (0:12.52)	1:10.94 [4] (0:12.44)	0:58.50 [5] (0:12.33)	0:46.17 [5] (0:11.74)	0:34.43	
2	3	YET HE MOVES Ryan Maloney	7	64.1 1800m	0:11.41 400m	2:01.57 [2] (0:14.22)	1:47.35 [5] (0:11.46)	1:35.89 [5] (0:12.42)	1:23.47 [7] (0:12.53)	1:10.94 [7] (0:11.99)	0:58.95 [1] (0:11.83)	0:47.12 [1] (0:11.84)	0:35.28	+2
3	6	THESECONDATPORTSEA Justin Huxtable	9	68.5 Overall	0:11.36 1800m	2:02.09 [3] (0:14.10)	1:47.99 [2] (0:11.36)	1:36.63 [3] (0:12.20)	1:24.43 [3] (0:12.49)	1:11.94 [3] (0:12.64)	0:59.30 [4] (0:12.22)	0:47.08 [4] (0:11.78)	0:35.30	-4
4	2	UNCOMMON VALOUR Emily Lang	13	65.8 600m	0:11.22 400m	2:02.22 [4] (0:14.83)	1:47.39 [12] (0:12.23)	1:35.16 [13] (0:12.30)	1:22.86 [13] (0:12.37)	1:10.49 [13] (0:12.38)	0:58.11 [13] (0:12.25)	0:45.86 [12] (0:11.51)	0:34.35	+2
5	9	PEROVIC Martin Harley	5	65.2 600m	0:11.26 600m	2:02.40 [5] (0:14.75)	1:47.65 [10] (0:11.70)	1:35.95 [10] (0:12.14)	1:23.81 [10] (0:12.43)	1:11.38 [10] (0:12.55)	0:58.83 [10] (0:12.45)	0:46.38 [10] (0:11.58)	0:34.80	-5
6	15	OLD SONG Robbie Dolan	8	65.6 600m	0:11.19 400m	2:02.48 [6] (0:14.76)	1:47.72 [11] (0:12.06)	1:35.66 [12] (0:12.17)	1:23.49 [12] (0:12.36)	1:11.13 [12] (0:12.51)	0:58.62 [12] (0:12.52)	0:46.10 [13] (0:11.69)	0:34.41	-2
7	16	PLEADEEL Jackson Murphy	3	65.0 1800m	0:11.42 1800m	2:02.55 [7] (0:14.20)	1:48.35 [4] (0:11.42)	1:36.93 [4] (0:12.30)	1:24.63 [5] (0:12.56)	1:12.07 [5] (0:12.44)	0:59.63 [6] (0:12.26)	0:47.37 [6] (0:11.58)	0:35.79	-2
8	12	INTUITU Jag Guthmann-Chester	2	65.9 1800m	0:11.32 600m	2:02.56 [8] (0:14.52)	1:48.04 [8] (0:11.56)	1:36.48 [8] (0:12.15)	1:24.33 [8] (0:12.52)	1:11.81 [8] (0:12.56)	0:59.25 [8] (0:12.37)	0:46.88 [8] (0:11.56)	0:35.32	-9
9	11	ASWAAT Noel Callow	6	64.6 600m	0:11.41 600m	2:02.62 [9] (0:14.63)	1:47.99 [9] (0:11.69)	1:36.30 [9] (0:12.15)	1:24.15 [9] (0:12.42)	1:11.73 [9] (0:12.49)	0:59.24 [9] (0:12.46)	0:46.78 [9] (0:11.66)	0:35.12	+1
10	14	CAPE CRUSADER Cejay Graham	12	65.8 600m	0:11.20 600m	2:02.67 [10] (0:14.92)	1:47.75 [13] (0:11.75)	1:36.00 [11] (0:12.08)	1:23.92 [11] (0:12.43)	1:11.49 [11] (0:12.39)	0:59.10 [11] (0:12.49)	0:46.61 [11] (0:11.61)	0:35.00	+1

Scratched: Spitfire (#5), Counter (#7), Raging Pole (#13)

[] Ranking at each section and finish
 -:-:- No data available at this section
 NA No data available

SCN Saddle cloth number
 DNF Did not finish
 DNT Did not track



Doomben QLD Professional

Race 1: U&U RECRUITMENT BENCHMARK 70 Handicap - 2000m

07 September 2024 - 11:58



BRISBANE
RACING CLUB

Track Rating: Good 4, Weather: Fine, Rail Position: +1m Entire

Section		Overall	1800m	1600m	1400m	1200m	1000m	800m	Last 600m					
Field Times		2:01.34 (0:14.05)	1:47.29 (0:11.22)	1:36.07 (0:12.25)	1:23.82 (0:12.41)	1:11.41 (0:12.69)	0:58.72 (0:11.83)	0:46.89 (0:11.84)	0:35.05					
Rank	TAB Horse/Jockey	Barrier	Top Speed [km/h]	Fastest Section										Distance Travelled [m]
11	8 GRINZINGER KNIGHT Melea Castle	11	66.9 Overall	0:11.22 1800m	2:02.72 [11] (0:14.05)	1:48.67 [1] (0:11.22)	1:37.45 [1] (0:12.33)	1:25.12 [2] (0:12.33)	1:12.79 [1] (0:12.75)	1:00.04 [3] (0:12.15)	0:47.89 [2] (0:11.68)	0:36.21	-10	
12	10 TRIPLE MONEY Andrew Mallyon	4	64.8 600m	0:11.45 600m	2:02.99 [12] (0:14.32)	1:48.67 [7] (0:11.47)	1:37.20 [7] (0:12.21)	1:24.99 [6] (0:12.58)	1:12.41 [6] (0:12.52)	0:59.89 [7] (0:12.32)	0:47.57 [7] (0:11.70)	0:35.87	+0	
13	1 BOLD BOURBON Cody Collis	10	66.7 1800m	0:11.17 1800m	2:03.08 [13] (0:14.24)	1:48.84 [6] (0:11.17)	1:37.67 [2] (0:12.11)	1:25.56 [1] (0:12.50)	1:13.06 [2] (0:12.60)	1:00.46 [2] (0:12.33)	0:48.13 [3] (0:11.93)	0:36.20	-5	

Scratched: Spitfire (#5), Counter (#7), Raging Pole (#13)

[] Ranking at each section and finish
 -:-:- No data available at this section
 NA No data available

SCN Saddle cloth number
 DNF Did not finish
 DNT Did not track



Doomben QLD Professional

Race 1: U&U RECRUITMENT BENCHMARK 70 Handicap - 2000m

07 September 2024 - 11:58



BRISBANE
RACING CLUB

Track Rating: Good 4, Weather: Fine, Rail Position: +1m Entire

Section					600m	400m	200m				Last 600m
Field Times					0:35.05 (0:11.53)	0:23.52 (0:11.41)	0:12.11 (0:12.11)				0:35.05
Rank	TAB	Horse/Jockey	Barrier	Top Speed [km/h]	Fastest Section	Margin			Distance Travelled [m]		
1	4	FLEUR DU MONDE Samantha Collett	1	66.2 1800m	0:11.27 600m	0:34.43 [6] (0:11.27)	0:23.16 [2] (0:11.28)	0:11.88 [2] (0:11.88)	2:01.34	0:34.43	
2	3	YET HE MOVES Ryan Maloney	7	64.1 1800m	0:11.41 400m	0:35.28 [1] (0:11.53)	0:23.75 [1] (0:11.41)	0:12.34 [1] (0:12.34)	1.33L	0:35.28	+2
3	6	THESECONDATPORTSEA Justin Huxtable	9	68.5 Overall	0:11.36 1800m	0:35.30 [4] (0:11.54)	0:23.76 [3] (0:11.51)	0:12.25 [3] (0:12.25)	4.37L	0:35.30	-4
4	2	UNCOMMON VALOUR Emily Lang	13	65.8 600m	0:11.22 400m	0:34.35 [12] (0:11.25)	0:23.10 [12] (0:11.22)	0:11.88 [7] (0:11.88)	5.16L	0:34.35	+2
5	9	PEROVIC Martin Harley	5	65.2 600m	0:11.26 600m	0:34.80 [10] (0:11.26)	0:23.54 [9] (0:11.53)	0:12.01 [9] (0:12.01)	6.2L	0:34.80	-5
6	15	OLD SONG Robbie Dolan	8	65.6 600m	0:11.19 400m	0:34.41 [13] (0:11.38)	0:23.03 [13] (0:11.19)	0:11.84 [13] (0:11.84)	6.69L	0:34.41	-2
7	16	PLEADEEL Jackson Murphy	3	65.0 1800m	0:11.42 1800m	0:35.79 [3] (0:11.59)	0:24.20 [5] (0:11.75)	0:12.45 [5] (0:12.45)	7.08L	0:35.79	-2
8	12	INTUITU Jag Guthmann-Chester	2	65.9 1800m	0:11.32 600m	0:35.32 [8] (0:11.32)	0:24.00 [6] (0:11.60)	0:12.40 [6] (0:12.40)	7.17L	0:35.32	-9
9	11	ASWAAT Noel Callow	6	64.6 600m	0:11.41 600m	0:35.12 [9] (0:11.41)	0:23.71 [11] (0:11.53)	0:12.18 [11] (0:12.18)	7.53L	0:35.12	+1
10	14	CAPE CRUSADER Cejay Graham	12	65.8 600m	0:11.20 600m	0:35.00 [11] (0:11.20)	0:23.80 [10] (0:11.55)	0:12.25 [10] (0:12.25)	7.82L	0:35.00	+1

Scratched: Spitfire (#5), Counter (#7), Raging Pole (#13)

[] Ranking at each section and finish
 -:-:- No data available at this section
 NA No data available

SCN Saddle cloth number
 DNF Did not finish
 DNT Did not track



Doomben QLD Professional

Race 1: U&U RECRUITMENT BENCHMARK 70 Handicap - 2000m

07 September 2024 - 11:58



BRISBANE
RACING CLUB

Track Rating: Good 4, Weather: Fine, Rail Position: +1m Entire

Section				600m	400m	200m			Last 600m		
Field Times				0:35.05 (0:11.53)	0:23.52 (0:11.41)	0:12.11 (0:12.11)			0:35.05		
Rank	TAB Horse/Jockey	Barrier	Top Speed [km/h]	Fastest Section	Margin					Distance Travelled [m]	
11	8 GRINZINGER KNIGHT Melea Castle	11	66.9 Overall	0:11.22 1800m	0:36.21 [2] (0:11.83)	0:24.38 [4] (0:11.71)	0:12.67 [4] (0:12.67)	8.11L		0:36.21	-10
12	10 TRIPLE MONEY Andrew Mallyon	4	64.8 600m	0:11.45 600m	0:35.87 [7] (0:11.45)	0:24.42 [7] (0:11.80)	0:12.62 [8] (0:12.62)	9.71L		0:35.87	+0
13	1 BOLD BOURBON Cody Collis	10	66.7 1800m	0:11.17 1800m	0:36.20 [5] (0:11.80)	0:24.40 [8] (0:11.90)	0:12.50 [12] (0:12.50)	10.23L		0:36.20	-5

Scratched: Spitfire (#5), Counter (#7), Raging Pole (#13)

[] Ranking at each section and finish
 -:-:-:- No data available at this section
 NA No data available

SCN Saddle cloth number
 DNF Did not finish
 DNT Did not track



Horse/Jockey Name	Fleur Du Monde
Final Rank	1
Fastest Section Time (Section)	0:11.27 (600m)
Top Speed [km/h] (Section)	66.2 (1800m)
Race State	Finished



Doomben QLD Professional
Race 1: U&U RECRUITMENT BENCHMARK 70 Handicap - 2000m

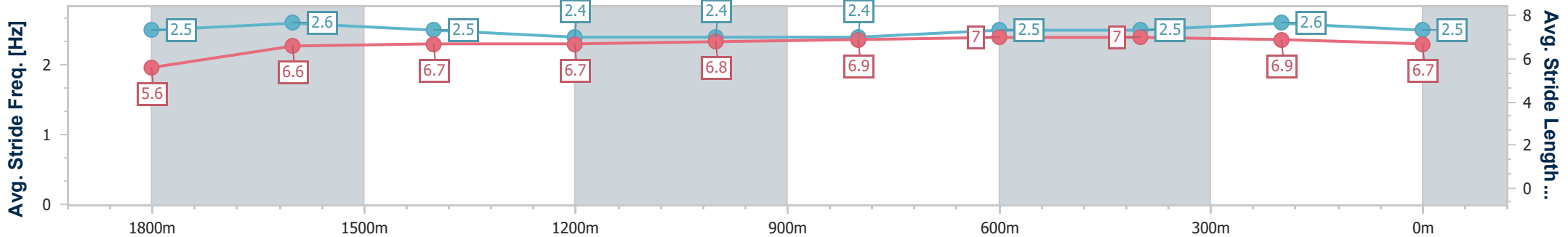
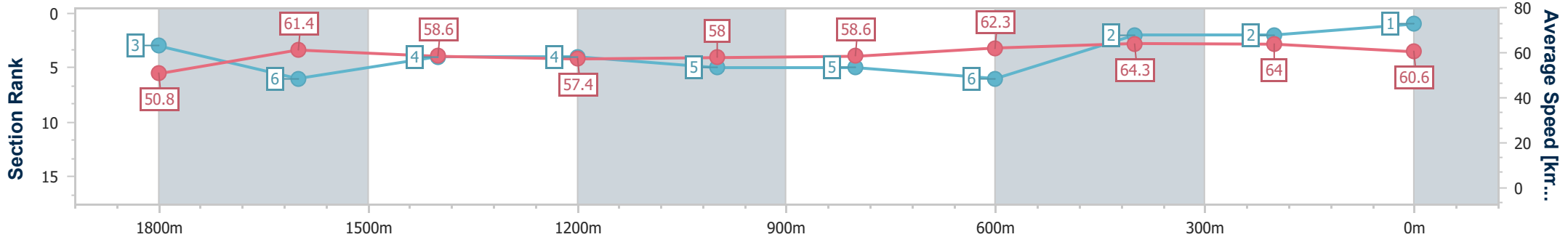
07 September 2024 - 11:58

Track Rating: Good 4, Weather: Fine, Rail Position: +1m Entire



BRISBANE
RACING CLUB

Section	Overall	1800m	1600m	1400m	1200m	1000m	800m	600m	400m	200m
Section Times	2:01.34 [1] (0:14.19)	1:47.15 [3] (0:11.52)	1:35.63 [6] (0:12.17)	1:23.46 [4] (0:12.52)	1:10.94 [4] (0:12.44)	0:58.50 [5] (0:12.33)	0:46.17 [5] (0:11.74)	0:34.43 [6] (0:11.27)	0:23.16 [2] (0:11.28)	0:11.88 [2] (0:11.88)
Average Speed [km/h]	50.8	61.4	58.6	57.4	58.0	58.6	62.3	64.3	64.0	60.6
Top Speed [km/h]	65.4	66.2	59.7	59.1	59.9	60.3	64.9	64.9	65.6	63.3
Avg. Dist. to Rail [m]	2.6	4.2	1.4	1.1	2.3	0.8	2.9	1.7	1.1	1.4
Avg. Stride Freq. [Hz]	2.5	2.6	2.5	2.4	2.4	2.4	2.5	2.5	2.6	2.5
Avg. Stride Length [m]	5.6	6.6	6.7	6.7	6.8	6.9	7.0	7.0	6.9	6.7



- [] Ranking at each section and finish
- .-.- No data available at this section
- NA No data available



Horse/Jockey Name	Yet He Moves
Final Rank	2
Fastest Section Time (Section)	0:11.41 (400m)
Top Speed [km/h] (Section)	64.1 (1800m)
Race State	Finished



Doomben QLD Professional
Race 1: U&U RECRUITMENT BENCHMARK 70 Handicap - 2000m

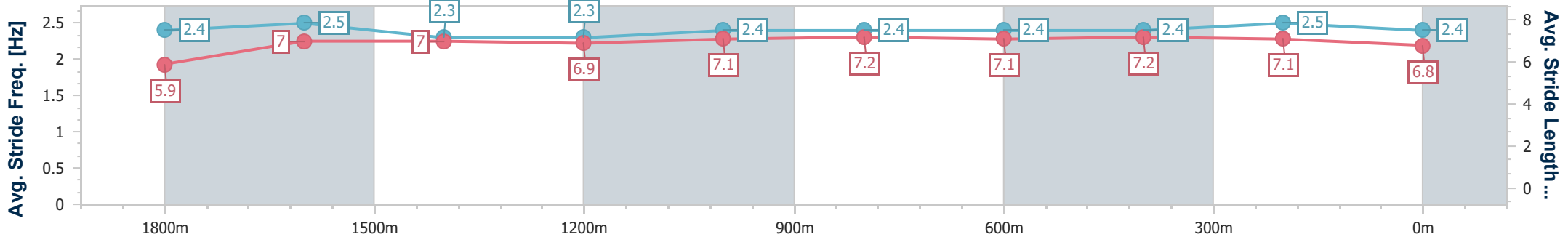
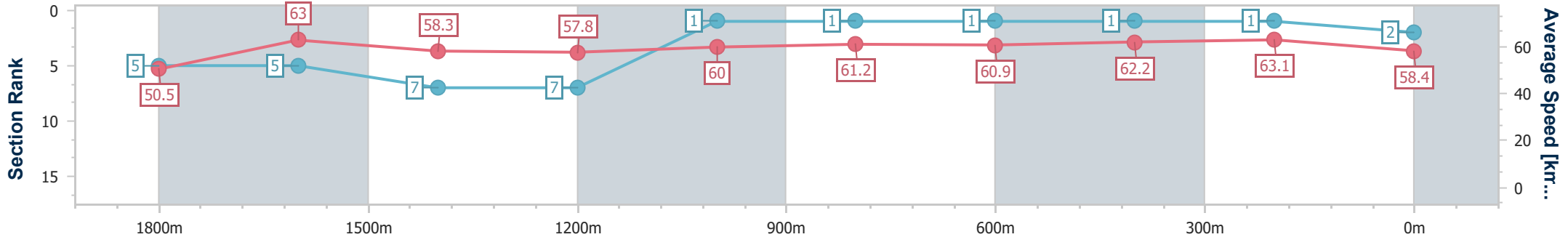
07 September 2024 - 11:58

Track Rating: Good 4, Weather: Fine, Rail Position: +1m Entire



BRISBANE RACING CLUB

Section	Overall	1800m	1600m	1400m	1200m	1000m	800m	600m	400m	200m
Section Times	2:01.57 [2] (0:14.22)	1:47.35 [5] (0:11.46)	1:35.89 [5] (0:12.42)	1:23.47 [7] (0:12.53)	1:10.94 [7] (0:11.99)	0:58.95 [1] (0:11.83)	0:47.12 [1] (0:11.84)	0:35.28 [1] (0:11.53)	0:23.75 [1] (0:11.41)	0:12.34 [1] (0:12.34)
Average Speed [km/h]	50.5	63.0	58.3	57.8	60.0	61.2	60.9	62.2	63.1	58.4
Top Speed [km/h]	63.2	64.1	60.1	59.0	61.2	61.8	62.0	62.9	63.5	62.3
Avg. Dist. to Rail [m]	5.0	0.7	0.3	1.2	2.3	1.3	0.7	0.6	0.9	0.4
Avg. Stride Freq. [Hz]	2.4	2.5	2.3	2.3	2.4	2.4	2.4	2.4	2.5	2.4
Avg. Stride Length [m]	5.9	7.0	7.0	6.9	7.1	7.2	7.1	7.2	7.1	6.8



- [] Ranking at each section and finish
- .-.- No data available at this section
- NA No data available



Horse/Jockey Name	Thesecondatportsea
Final Rank	3
Fastest Section Time (Section)	0:11.36 (1800m)
Top Speed [km/h] (Section)	68.5 (Overall)
Race State	Finished



Doomben QLD Professional
Race 1: U&U RECRUITMENT BENCHMARK 70 Handicap - 2000m

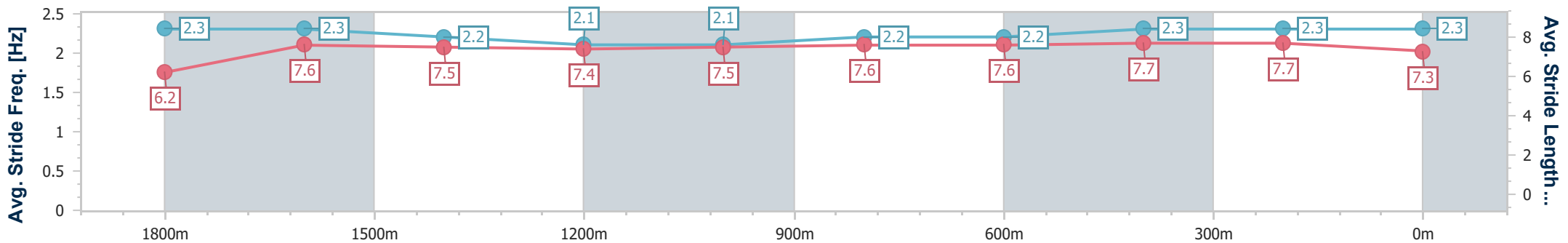
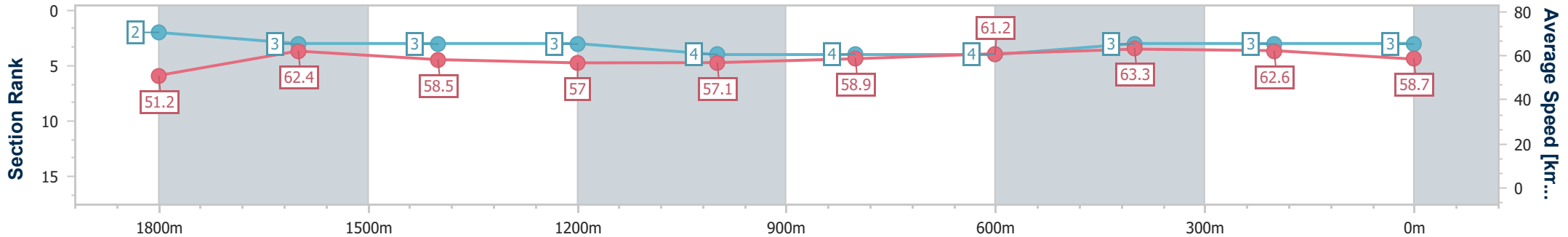
07 September 2024 - 11:58

Track Rating: Good 4, Weather: Fine, Rail Position: +1m Entire



BRISBANE
RACING CLUB

Section	Overall	1800m	1600m	1400m	1200m	1000m	800m	600m	400m	200m
Section Times	2:02.09 [3] (0:14.10)	1:47.99 [2] (0:11.36)	1:36.63 [3] (0:12.20)	1:24.43 [3] (0:12.49)	1:11.94 [3] (0:12.64)	0:59.30 [4] (0:12.22)	0:47.08 [4] (0:11.78)	0:35.30 [4] (0:11.54)	0:23.76 [3] (0:11.51)	0:12.25 [3] (0:12.25)
Average Speed [km/h]	51.2	62.4	58.5	57.0	57.1	58.9	61.2	63.3	62.6	58.7
Top Speed [km/h]	68.5	67.2	60.0	57.7	58.0	60.3	63.1	64.3	63.8	61.1
Avg. Dist. to Rail [m]	5.3	2.8	2.0	1.3	0.4	0.2	0.9	2.3	1.6	1.0
Avg. Stride Freq. [Hz]	2.3	2.3	2.2	2.1	2.1	2.2	2.2	2.3	2.3	2.3
Avg. Stride Length [m]	6.2	7.6	7.5	7.4	7.5	7.6	7.6	7.7	7.7	7.3



- [] Ranking at each section and finish
- .-.- No data available at this section
- NA No data available



Horse/Jockey Name	Uncommon Valour
Final Rank	4
Fastest Section Time (Section)	0:11.22 (400m)
Top Speed [km/h] (Section)	65.8 (600m)
Race State	Finished



Doomben QLD Professional
Race 1: U&U RECRUITMENT BENCHMARK 70 Handicap - 2000m

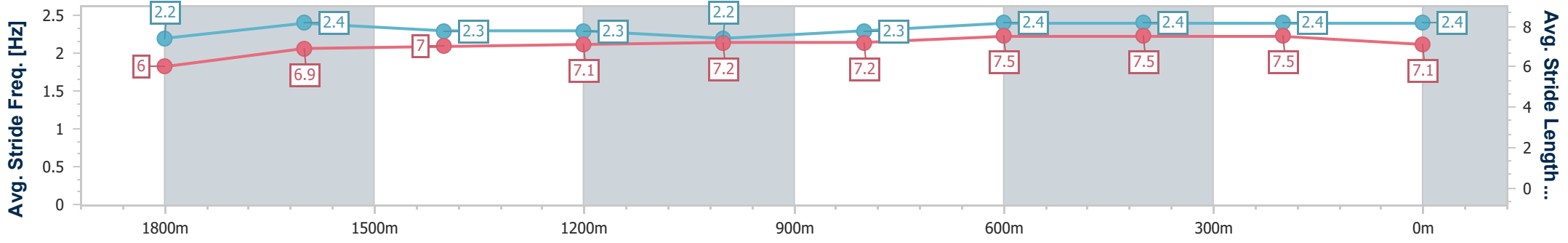
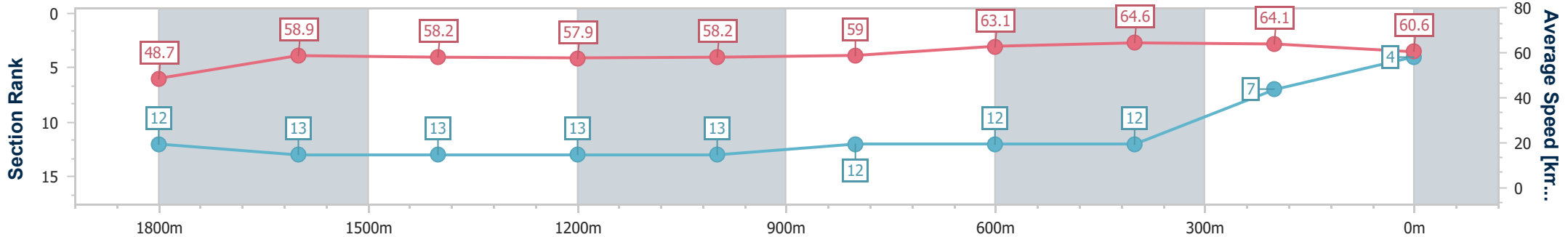
07 September 2024 - 11:58

Track Rating: Good 4, Weather: Fine, Rail Position: +1m Entire



BRISBANE
RACING CLUB

Section	Overall	1800m	1600m	1400m	1200m	1000m	800m	600m	400m	200m
Section Times	2:02.22 [4] (0:14.83)	1:47.39 [12] (0:12.23)	1:35.16 [13] (0:12.30)	1:22.86 [13] (0:12.37)	1:10.49 [13] (0:12.38)	0:58.11 [13] (0:12.25)	0:45.86 [12] (0:11.51)	0:34.35 [12] (0:11.25)	0:23.10 [12] (0:11.22)	0:11.88 [7] (0:11.88)
Average Speed [km/h]	48.7	58.9	58.2	57.9	58.2	59.0	63.1	64.6	64.1	60.6
Top Speed [km/h]	60.9	61.0	59.3	59.7	59.8	61.4	65.1	65.8	65.2	63.3
Avg. Dist. to Rail [m]	9.4	1.1	1.2	0.6	0.9	1.4	1.6	1.4	1.8	4.1
Avg. Stride Freq. [Hz]	2.2	2.4	2.3	2.3	2.2	2.3	2.4	2.4	2.4	2.4
Avg. Stride Length [m]	6.0	6.9	7.0	7.1	7.2	7.2	7.5	7.5	7.5	7.1



- [] Ranking at each section and finish
- .-.- No data available at this section
- NA No data available



Horse/Jockey Name	Perovic
Final Rank	5
Fastest Section Time (Section)	0:11.26 (600m)
Top Speed [km/h] (Section)	65.2 (600m)
Race State	Finished



Doomben QLD Professional
Race 1: U&U RECRUITMENT BENCHMARK 70 Handicap - 2000m

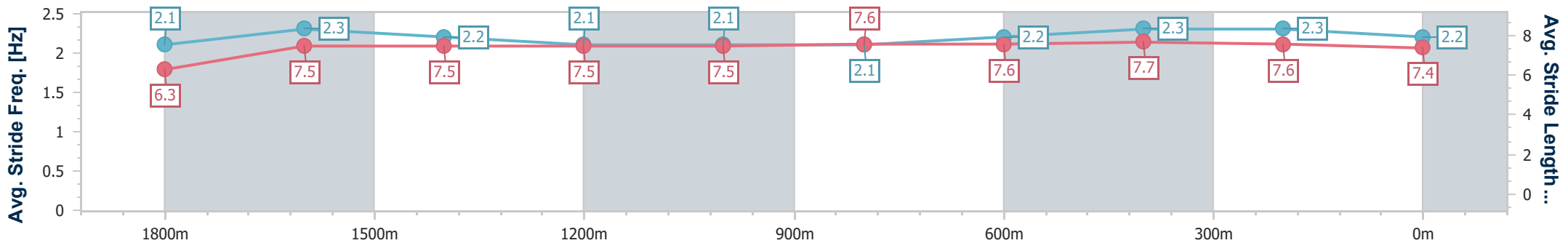
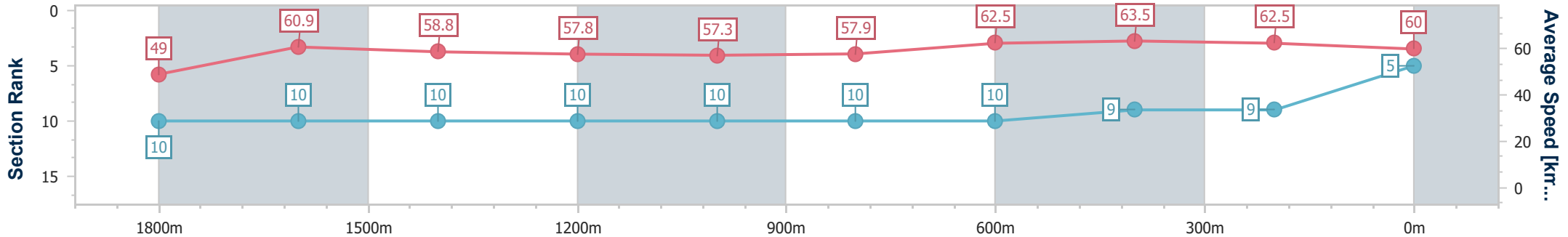
07 September 2024 - 11:58

Track Rating: Good 4, Weather: Fine, Rail Position: +1m Entire



BRISBANE
RACING CLUB

Section	Overall	1800m	1600m	1400m	1200m	1000m	800m	600m	400m	200m
Section Times	2:02.40 [5] (0:14.75)	1:47.65 [10] (0:11.70)	1:35.95 [10] (0:12.14)	1:23.81 [10] (0:12.43)	1:11.38 [10] (0:12.55)	0:58.83 [10] (0:12.45)	0:46.38 [10] (0:11.58)	0:34.80 [10] (0:11.26)	0:23.54 [9] (0:11.53)	0:12.01 [9] (0:12.01)
Average Speed [km/h]	49.0	60.9	58.8	57.8	57.3	57.9	62.5	63.5	62.5	60.0
Top Speed [km/h]	62.9	63.9	59.3	59.1	58.4	61.0	65.1	65.2	63.1	61.7
Avg. Dist. to Rail [m]	2.9	2.0	1.4	0.7	0.2	0.3	0.3	0.3	0.8	0.3
Avg. Stride Freq. [Hz]	2.1	2.3	2.2	2.1	2.1	2.1	2.2	2.3	2.3	2.2
Avg. Stride Length [m]	6.3	7.5	7.5	7.5	7.5	7.6	7.6	7.7	7.6	7.4



- [] Ranking at each section and finish
- .-.- No data available at this section
- NA No data available



Horse/Jockey Name	Old Song
Final Rank	6
Fastest Section Time (Section)	0:11.19 (400m)
Top Speed [km/h] (Section)	65.6 (600m)
Race State	Finished



Doomben QLD Professional
Race 1: U&U RECRUITMENT BENCHMARK 70 Handicap - 2000m

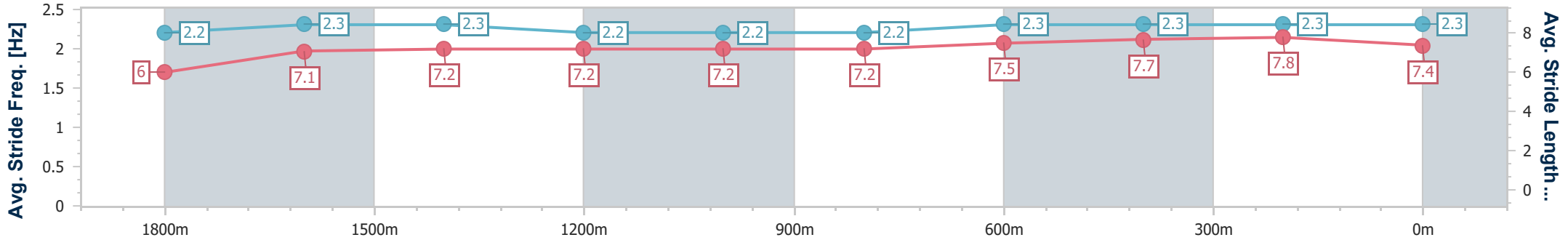
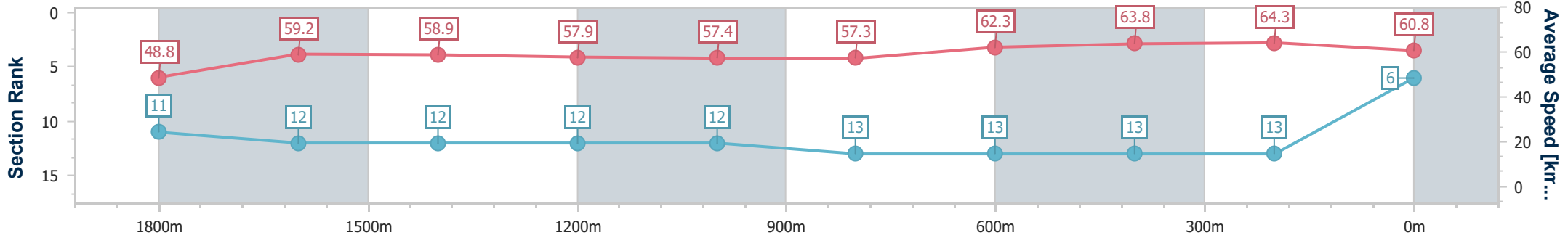
07 September 2024 - 11:58

Track Rating: Good 4, Weather: Fine, Rail Position: +1m Entire



BRISBANE RACING CLUB

Section	Overall	1800m	1600m	1400m	1200m	1000m	800m	600m	400m	200m
Section Times	2:02.48 [6] (0:14.76)	1:47.72 [11] (0:12.06)	1:35.66 [12] (0:12.17)	1:23.49 [12] (0:12.36)	1:11.13 [12] (0:12.51)	0:58.62 [12] (0:12.52)	0:46.10 [13] (0:11.69)	0:34.41 [13] (0:11.38)	0:23.03 [13] (0:11.19)	0:11.84 [13] (0:11.84)
Average Speed [km/h]	48.8	59.2	58.9	57.9	57.4	57.3	62.3	63.8	64.3	60.8
Top Speed [km/h]	61.1	61.3	59.9	59.4	58.9	59.7	64.8	65.6	65.4	63.0
Avg. Dist. to Rail [m]	4.3	1.6	0.8	1.1	1.1	1.9	1.9	1.9	1.4	2.0
Avg. Stride Freq. [Hz]	2.2	2.3	2.3	2.2	2.2	2.2	2.3	2.3	2.3	2.3
Avg. Stride Length [m]	6.0	7.1	7.2	7.2	7.2	7.2	7.5	7.7	7.8	7.4



- [] Ranking at each section and finish
- .-.- No data available at this section
- NA No data available



Horse/Jockey Name	Pleadeel
Final Rank	7
Fastest Section Time (Section)	0:11.42 (1800m)
Top Speed [km/h] (Section)	65.0 (1800m)
Race State	Finished



Doomben QLD Professional
Race 1: U&U RECRUITMENT BENCHMARK 70 Handicap - 2000m

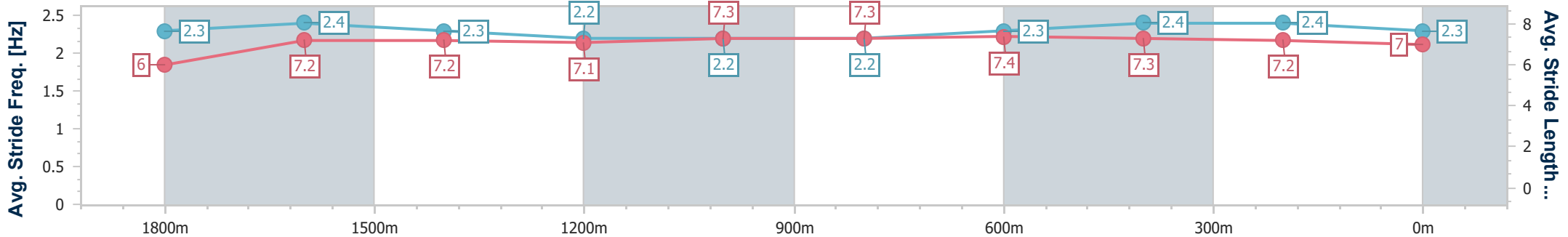
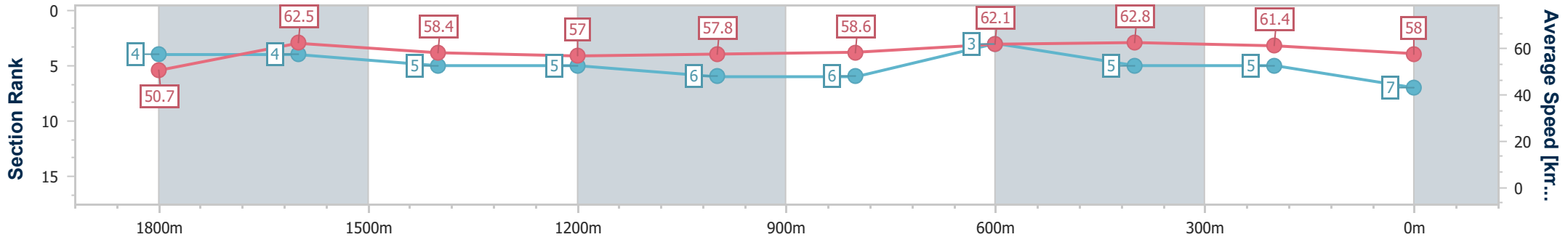
07 September 2024 - 11:58

Track Rating: Good 4, Weather: Fine, Rail Position: +1m Entire



BRISBANE RACING CLUB

Section	Overall	1800m	1600m	1400m	1200m	1000m	800m	600m	400m	200m
Section Times	2:02.55 [7] (0:14.20)	1:48.35 [4] (0:11.42)	1:36.93 [4] (0:12.30)	1:24.63 [5] (0:12.56)	1:12.07 [5] (0:12.44)	0:59.63 [6] (0:12.26)	0:47.37 [6] (0:11.58)	0:35.79 [3] (0:11.59)	0:24.20 [5] (0:11.75)	0:12.45 [5] (0:12.45)
Average Speed [km/h]	50.7	62.5	58.4	57.0	57.8	58.6	62.1	62.8	61.4	58.0
Top Speed [km/h]	64.5	65.0	59.1	58.3	58.9	60.4	64.2	63.9	62.4	60.0
Avg. Dist. to Rail [m]	1.9	2.5	0.6	1.0	0.7	0.4	1.4	1.7	2.2	2.2
Avg. Stride Freq. [Hz]	2.3	2.4	2.3	2.2	2.2	2.2	2.3	2.4	2.4	2.3
Avg. Stride Length [m]	6.0	7.2	7.2	7.1	7.3	7.3	7.4	7.3	7.2	7.0



- [] Ranking at each section and finish
- .-.- No data available at this section
- NA No data available



Horse/Jockey Name	Intuitu
Final Rank	8
Fastest Section Time (Section)	0:11.32 (600m)
Top Speed [km/h] (Section)	65.9 (1800m)
Race State	Finished



Doomben QLD Professional
Race 1: U&U RECRUITMENT BENCHMARK 70 Handicap - 2000m

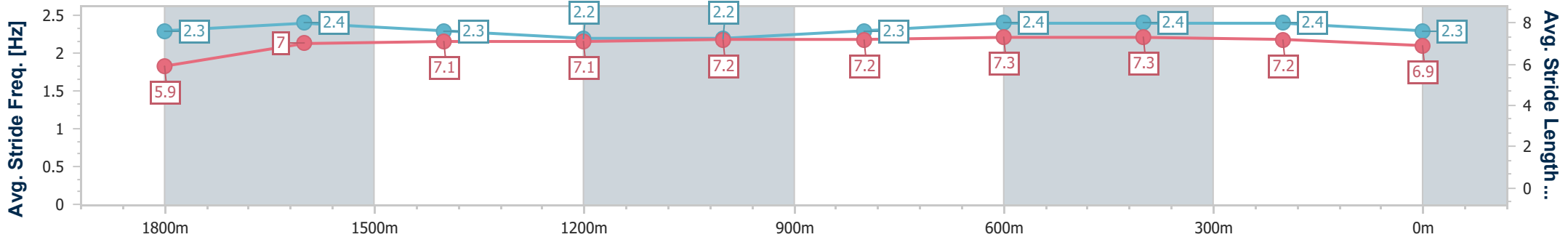
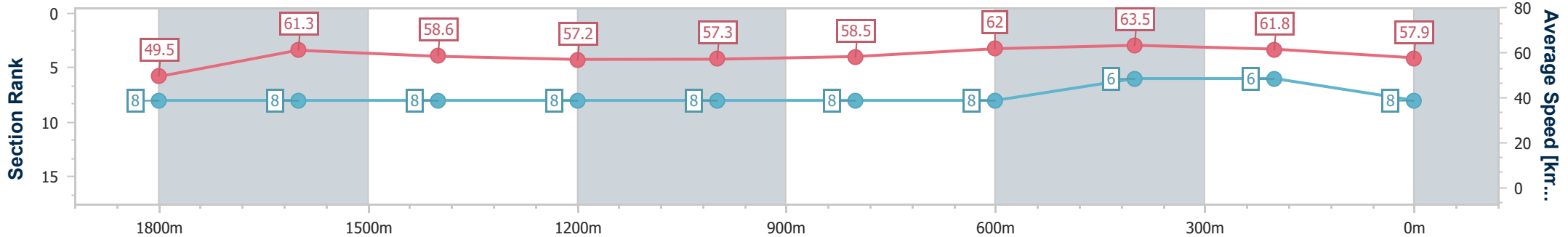
07 September 2024 - 11:58

Track Rating: Good 4, Weather: Fine, Rail Position: +1m Entire



BRISBANE RACING CLUB

Section	Overall	1800m	1600m	1400m	1200m	1000m	800m	600m	400m	200m
Section Times	2:02.56 [8] (0:14.52)	1:48.04 [8] (0:11.56)	1:36.48 [8] (0:12.15)	1:24.33 [8] (0:12.52)	1:11.81 [8] (0:12.56)	0:59.25 [8] (0:12.37)	0:46.88 [8] (0:11.56)	0:35.32 [8] (0:11.32)	0:24.00 [6] (0:11.60)	0:12.40 [6] (0:12.40)
Average Speed [km/h]	49.5	61.3	58.6	57.2	57.3	58.5	62.0	63.5	61.8	57.9
Top Speed [km/h]	64.3	65.9	60.1	58.2	58.1	60.6	64.8	65.1	62.8	61.3
Avg. Dist. to Rail [m]	1.7	3.2	2.6	0.7	0.2	0.2	0.2	0.9	1.4	2.3
Avg. Stride Freq. [Hz]	2.3	2.4	2.3	2.2	2.2	2.3	2.4	2.4	2.4	2.3
Avg. Stride Length [m]	5.9	7.0	7.1	7.1	7.2	7.2	7.3	7.3	7.2	6.9



- [] Ranking at each section and finish
- .-.- No data available at this section
- NA No data available



Horse/Jockey Name	Aswaat
Final Rank	9
Fastest Section Time (Section)	0:11.41 (600m)
Top Speed [km/h] (Section)	64.6 (600m)
Race State	Finished



Doomben QLD Professional
Race 1: U&U RECRUITMENT BENCHMARK 70 Handicap - 2000m

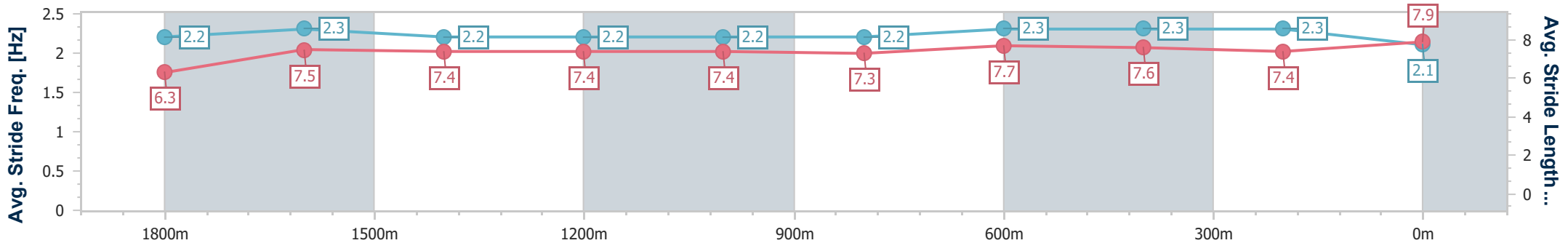
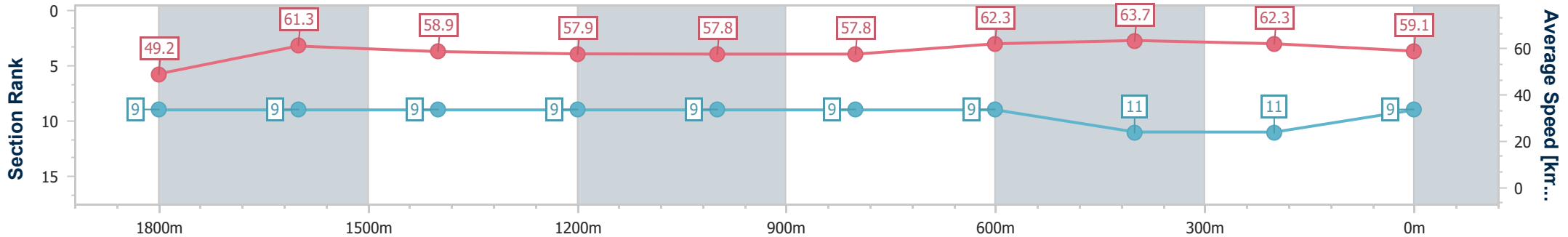
07 September 2024 - 11:58

Track Rating: Good 4, Weather: Fine, Rail Position: +1m Entire



BRISBANE
RACING CLUB

Section	Overall	1800m	1600m	1400m	1200m	1000m	800m	600m	400m	200m
Section Times	2:02.62 [9] (0:14.63)	1:47.99 [9] (0:11.69)	1:36.30 [9] (0:12.15)	1:24.15 [9] (0:12.42)	1:11.73 [9] (0:12.49)	0:59.24 [9] (0:12.46)	0:46.78 [9] (0:11.66)	0:35.12 [9] (0:11.41)	0:23.71 [11] (0:11.53)	0:12.18 [11] (0:12.18)
Average Speed [km/h]	49.2	61.3	58.9	57.9	57.8	57.8	62.3	63.7	62.3	59.1
Top Speed [km/h]	62.6	62.9	59.9	59.1	58.7	61.3	64.6	64.6	63.4	61.1
Avg. Dist. to Rail [m]	3.3	1.4	1.1	0.5	1.0	1.1	1.7	1.8	1.5	4.2
Avg. Stride Freq. [Hz]	2.2	2.3	2.2	2.2	2.2	2.2	2.3	2.3	2.3	2.1
Avg. Stride Length [m]	6.3	7.5	7.4	7.4	7.4	7.3	7.7	7.6	7.4	7.9



- [] Ranking at each section and finish
- .-.- No data available at this section
- NA No data available



Horse/Jockey Name	Cape Crusader
Final Rank	10
Fastest Section Time (Section)	0:11.20 (600m)
Top Speed [km/h] (Section)	65.8 (600m)
Race State	Finished



Doomben QLD Professional
Race 1: U&U RECRUITMENT BENCHMARK 70 Handicap - 2000m

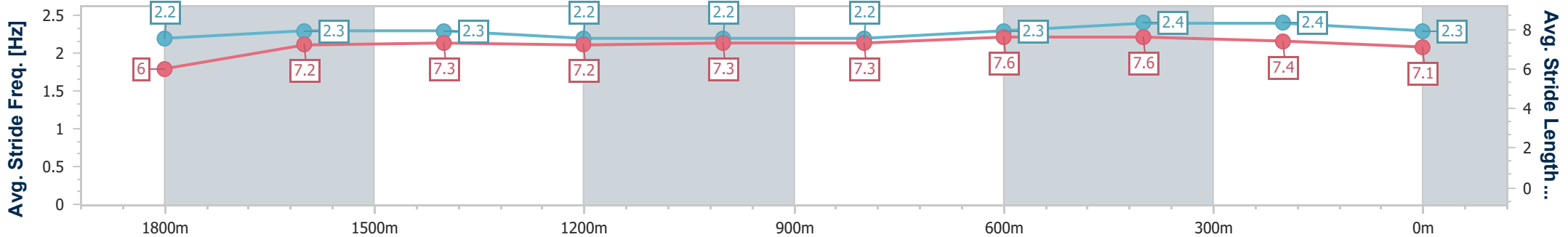
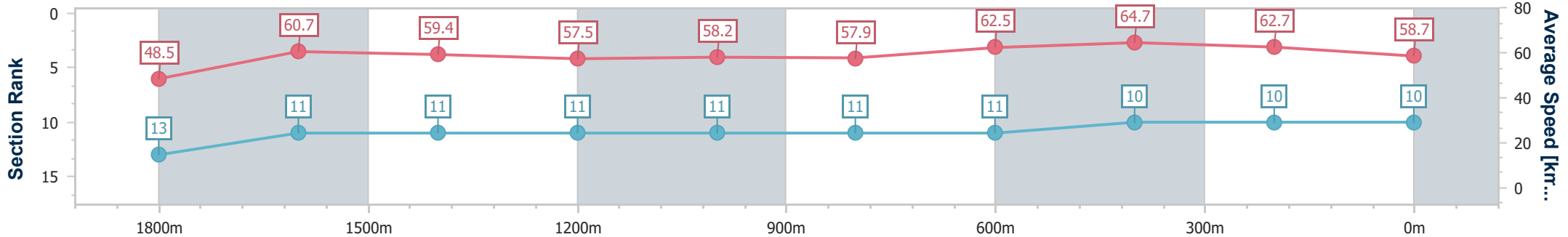
07 September 2024 - 11:58

Track Rating: Good 4, Weather: Fine, Rail Position: +1m Entire



BRISBANE
RACING CLUB

Section	Overall	1800m	1600m	1400m	1200m	1000m	800m	600m	400m	200m
Section Times	2:02.67 [10] (0:14.92)	1:47.75 [13] (0:11.75)	1:36.00 [11] (0:12.08)	1:23.92 [11] (0:12.43)	1:11.49 [11] (0:12.39)	0:59.10 [11] (0:12.49)	0:46.61 [11] (0:11.61)	0:35.00 [11] (0:11.20)	0:23.80 [10] (0:11.55)	0:12.25 [10] (0:12.25)
Average Speed [km/h]	48.5	60.7	59.4	57.5	58.2	57.9	62.5	64.7	62.7	58.7
Top Speed [km/h]	60.3	62.5	60.0	59.0	59.1	60.7	64.8	65.8	64.1	61.0
Avg. Dist. to Rail [m]	7.6	1.0	1.2	0.9	0.9	1.4	1.5	1.4	3.7	5.3
Avg. Stride Freq. [Hz]	2.2	2.3	2.3	2.2	2.2	2.2	2.3	2.4	2.4	2.3
Avg. Stride Length [m]	6.0	7.2	7.3	7.2	7.3	7.3	7.6	7.6	7.4	7.1



- [] Ranking at each section and finish
- .-.- No data available at this section
- NA No data available



Horse/Jockey Name	Grinzing Knight
Final Rank	11
Fastest Section Time (Section)	0:11.22 (1800m)
Top Speed [km/h] (Section)	66.9 (Overall)
Race State	Finished



Doomben QLD Professional
Race 1: U&U RECRUITMENT BENCHMARK 70 Handicap - 2000m

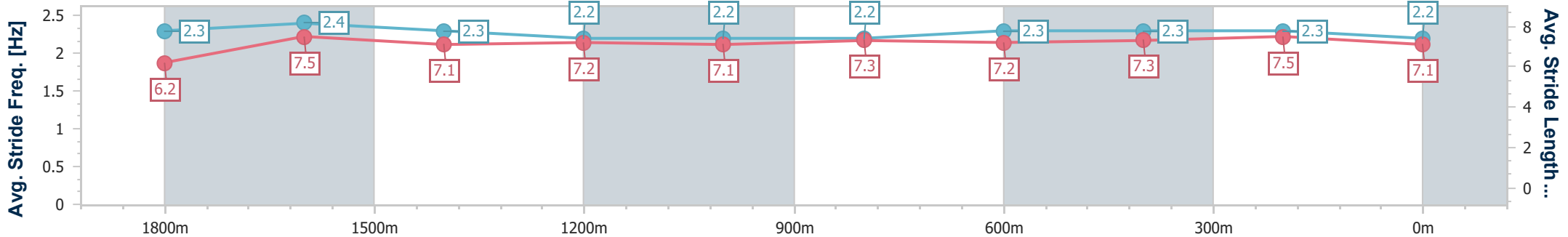
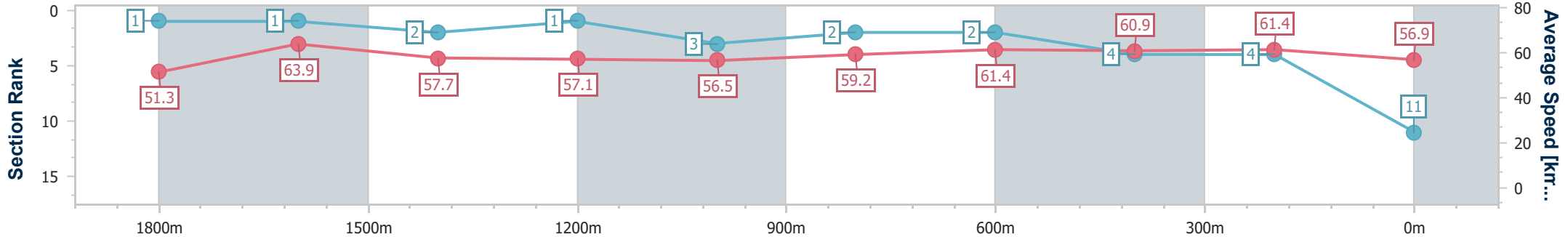
07 September 2024 - 11:58

Track Rating: Good 4, Weather: Fine, Rail Position: +1m Entire



BRISBANE RACING CLUB

Section	Overall	1800m	1600m	1400m	1200m	1000m	800m	600m	400m	200m
Section Times	2:02.72 [11] (0:14.05)	1:48.67 [1] (0:11.22)	1:37.45 [1] (0:12.33)	1:25.12 [2] (0:12.33)	1:12.79 [1] (0:12.75)	1:00.04 [3] (0:12.15)	0:47.89 [2] (0:11.68)	0:36.21 [2] (0:11.83)	0:24.38 [4] (0:11.71)	0:12.67 [4] (0:12.67)
Average Speed [km/h]	51.3	63.9	57.7	57.1	56.5	59.2	61.4	60.9	61.4	56.9
Top Speed [km/h]	66.9	66.7	59.7	58.8	57.5	61.6	63.3	62.2	63.1	59.5
Avg. Dist. to Rail [m]	8.1	1.5	2.3	3.3	1.9	0.4	0.6	0.5	2.1	1.8
Avg. Stride Freq. [Hz]	2.3	2.4	2.3	2.2	2.2	2.2	2.3	2.3	2.3	2.2
Avg. Stride Length [m]	6.2	7.5	7.1	7.2	7.1	7.3	7.2	7.3	7.5	7.1



- [] Ranking at each section and finish
- .-.- No data available at this section
- NA No data available



Horse/Jockey Name	Triple Money
Final Rank	12
Fastest Section Time (Section)	0:11.45 (600m)
Top Speed [km/h] (Section)	64.8 (600m)
Race State	Finished



Doomben QLD Professional
Race 1: U&U RECRUITMENT BENCHMARK 70 Handicap - 2000m

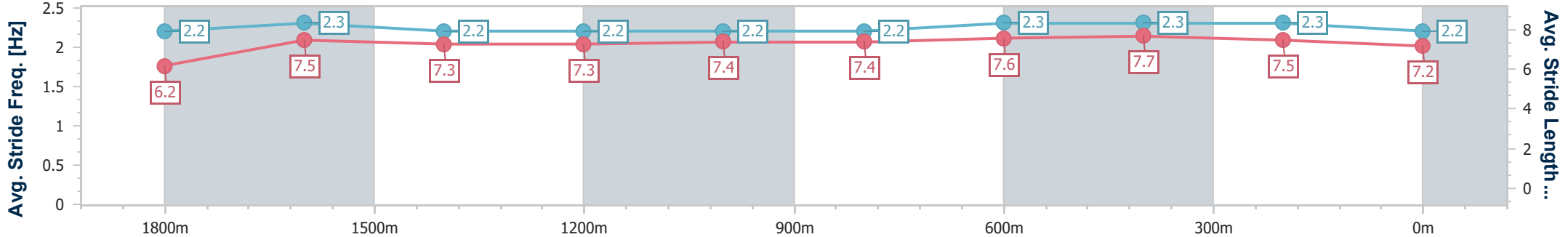
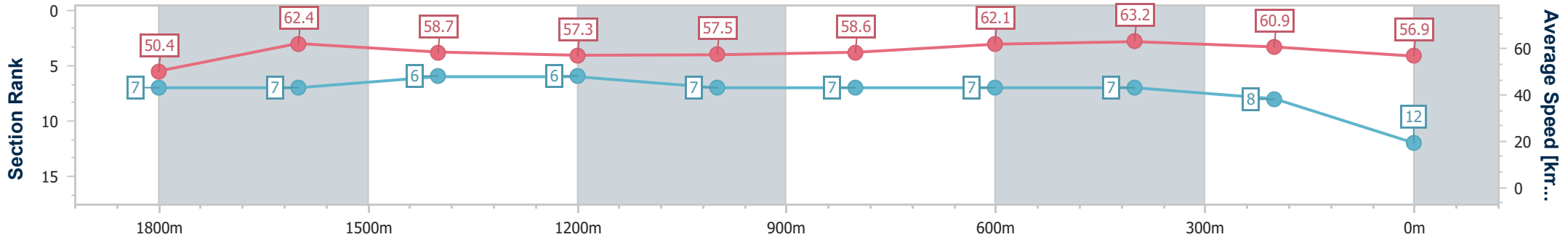
07 September 2024 - 11:58

Track Rating: Good 4, Weather: Fine, Rail Position: +1m Entire



BRISBANE
RACING CLUB

Section	Overall	1800m	1600m	1400m	1200m	1000m	800m	600m	400m	200m
Section Times	2:02.99 [12] (0:14.32)	1:48.67 [7] (0:11.47)	1:37.20 [7] (0:12.21)	1:24.99 [6] (0:12.58)	1:12.41 [6] (0:12.52)	0:59.89 [7] (0:12.32)	0:47.57 [7] (0:11.70)	0:35.87 [7] (0:11.45)	0:24.42 [7] (0:11.80)	0:12.62 [8] (0:12.62)
Average Speed [km/h]	50.4	62.4	58.7	57.3	57.5	58.6	62.1	63.2	60.9	56.9
Top Speed [km/h]	63.8	64.1	59.4	58.1	58.5	60.3	64.5	64.8	62.1	59.9
Avg. Dist. to Rail [m]	2.4	1.1	1.1	0.5	1.7	1.7	1.3	0.9	0.6	0.7
Avg. Stride Freq. [Hz]	2.2	2.3	2.2	2.2	2.2	2.2	2.3	2.3	2.3	2.2
Avg. Stride Length [m]	6.2	7.5	7.3	7.3	7.4	7.4	7.6	7.7	7.5	7.2



- [] Ranking at each section and finish
- .-.- No data available at this section
- NA No data available



Horse/Jockey Name	Bold Bourbon
Final Rank	13
Fastest Section Time (Section)	0:11.17 (1800m)
Top Speed [km/h] (Section)	66.7 (1800m)
Race State	Finished



Doomben QLD Professional
Race 1: U&U RECRUITMENT BENCHMARK 70 Handicap - 2000m

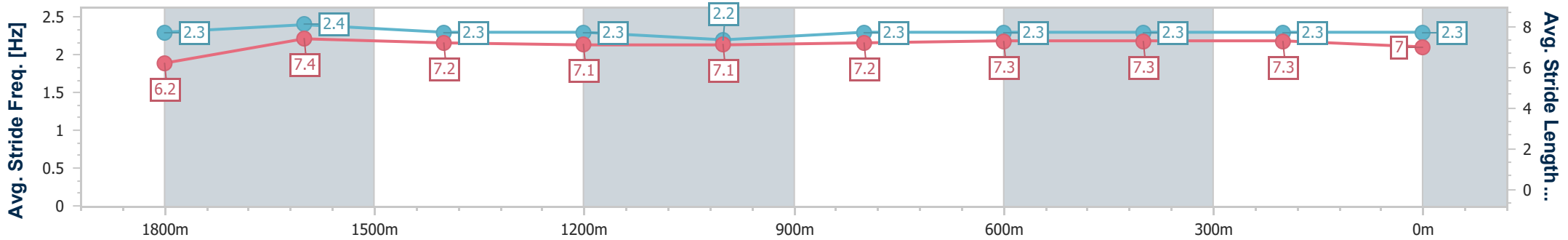
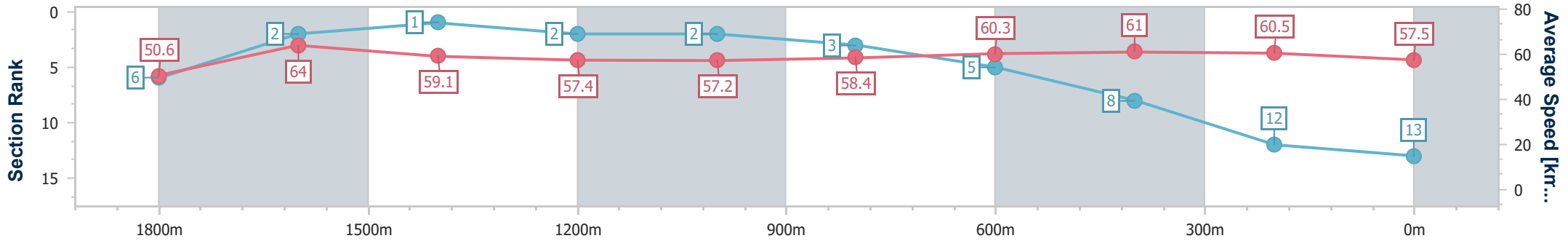
07 September 2024 - 11:58

Track Rating: Good 4, Weather: Fine, Rail Position: +1m Entire



BRISBANE RACING CLUB

Section	Overall	1800m	1600m	1400m	1200m	1000m	800m	600m	400m	200m
Section Times	2:03.08 [13] (0:14.24)	1:48.84 [6] (0:11.17)	1:37.67 [2] (0:12.11)	1:25.56 [1] (0:12.50)	1:13.06 [2] (0:12.60)	1:00.46 [2] (0:12.33)	0:48.13 [3] (0:11.93)	0:36.20 [5] (0:11.80)	0:24.40 [8] (0:11.90)	0:12.50 [12] (0:12.50)
Average Speed [km/h]	50.6	64.0	59.1	57.4	57.2	58.4	60.3	61.0	60.5	57.5
Top Speed [km/h]	65.4	66.7	61.4	58.5	58.1	59.7	61.6	62.8	61.4	59.6
Avg. Dist. to Rail [m]	5.8	1.2	1.1	0.7	0.4	0.5	0.3	0.4	0.8	0.8
Avg. Stride Freq. [Hz]	2.3	2.4	2.3	2.3	2.2	2.3	2.3	2.3	2.3	2.3
Avg. Stride Length [m]	6.2	7.4	7.2	7.1	7.1	7.2	7.3	7.3	7.3	7.0



- [] Ranking at each section and finish
- .-.- No data available at this section
- NA No data available