



# Doomben QLD Professional

## Race 6: DRINKWISE BENCHMARK 90 Handicap - 2000m

07 September 2024 - 14:54



BRISBANE  
RACING CLUB

Track Rating: Good 3, Weather: Fine, Rail Position: +1m Entire

Section		Overall	1800m	1600m	1400m	1200m	1000m	800m	Last 600m				
Field Times		2:01.86 (0:13.82)	1:48.04 (0:11.69)	1:36.35 (0:12.53)	1:23.82 (0:12.58)	1:11.24 (0:12.35)	0:58.89 (0:12.25)	0:46.64 (0:11.71)	0:34.93				
Rank	TAB Horse/Jockey	Barrier	Top Speed [km/h]	Fastest Section									Distance Travelled [m]
1	8 CABOCHE James Orman	11	66.7 400m	0:11.01 400m	2:01.86 [1] (0:14.29)	1:47.57 [6] (0:12.02)	1:35.55 [6] (0:12.50)	1:23.05 [6] (0:12.51)	1:10.54 [6] (0:12.30)	0:58.24 [6] (0:12.18)	0:46.06 [6] (0:11.69)	0:34.37	
2	3 TIDAL CREEK Cody Collis	13	65.6 Overall	0:11.35 600m	2:01.93 [2] (0:14.13)	1:47.80 [3] (0:11.69)	1:36.11 [3] (0:12.44)	1:23.67 [3] (0:12.41)	1:11.26 [2] (0:12.36)	0:58.90 [2] (0:12.21)	0:46.69 [2] (0:11.83)	0:34.86	-3
3	1 RED WAVE Melea Castle	6	64.0 400m	0:11.39 400m	2:02.08 [3] (0:14.27)	1:47.81 [5] (0:11.67)	1:36.14 [4] (0:12.60)	1:23.54 [5] (0:12.59)	1:10.95 [5] (0:12.33)	0:58.62 [5] (0:12.26)	0:46.36 [5] (0:11.72)	0:34.64	-4
4	11 ARTS OBJECT Cejay Graham	7	64.7 400m	0:11.37 400m	2:02.21 [4] (0:14.16)	1:48.05 [4] (0:11.88)	1:36.17 [5] (0:12.48)	1:23.69 [4] (0:12.56)	1:11.13 [4] (0:12.34)	0:58.79 [4] (0:12.23)	0:46.56 [4] (0:11.67)	0:34.89	+1
5	14 THIS'LLBETHEONE Taylor Marshall	12	65.9 Overall	0:11.37 400m	2:02.23 [5] (0:13.82)	1:48.41 [1] (0:11.69)	1:36.72 [1] (0:12.53)	1:24.19 [1] (0:12.58)	1:11.61 [1] (0:12.35)	0:59.26 [1] (0:12.25)	0:47.01 [1] (0:11.71)	0:35.30	-4
6	12 WAIRERE FALLS Robbie Dolan	3	66.6 600m	0:11.06 400m	2:02.25 [6] (0:14.74)	1:47.51 [9] (0:12.04)	1:35.47 [9] (0:12.56)	1:22.91 [9] (0:12.40)	1:10.51 [9] (0:12.37)	0:58.14 [9] (0:12.21)	0:45.93 [9] (0:11.63)	0:34.30	-1
7	10 HOT SPRING GOLD Nikita Beriman	10	65.4 Overall	0:11.41 600m	2:02.57 [7] (0:13.92)	1:48.65 [2] (0:11.71)	1:36.94 [2] (0:12.61)	1:24.33 [2] (0:12.63)	1:11.70 [3] (0:12.37)	0:59.33 [3] (0:12.24)	0:47.09 [3] (0:11.76)	0:35.33	-7
8	6 ROGUE BEAR Andrew Mallyon	5	65.0 600m	0:11.35 400m	2:02.59 [8] (0:14.48)	1:48.11 [8] (0:12.07)	1:36.04 [8] (0:12.51)	1:23.53 [8] (0:12.44)	1:11.09 [8] (0:12.32)	0:58.77 [8] (0:12.22)	0:46.55 [8] (0:11.69)	0:34.86	-4
9	5 LORD ARDMORE Jag Guthmann-Chester	1	63.9 600m	0:11.46 600m	2:02.59 [9] (0:14.47)	1:48.12 [7] (0:11.89)	1:36.23 [7] (0:12.55)	1:23.68 [7] (0:12.53)	1:11.15 [7] (0:12.38)	0:58.77 [7] (0:12.18)	0:46.59 [7] (0:11.63)	0:34.96	-4
10	7 OTYRAR Ryan Maloney	4	64.9 400m	0:11.25 400m	2:02.83 [10] (0:14.89)	1:47.94 [10] (0:12.02)	1:35.92 [10] (0:12.62)	1:23.30 [11] (0:12.29)	1:11.01 [10] (0:12.36)	0:58.65 [10] (0:12.21)	0:46.44 [10] (0:11.73)	0:34.71	+3

Scratched: Caprice Des Dieux (#9)

[ ] Ranking at each section and finish  
 -:-:- No data available at this section  
 NA No data available

SCN Saddle cloth number  
 DNF Did not finish  
 DNT Did not track



# Doomben QLD Professional

## Race 6: DRINKWISE BENCHMARK 90 Handicap - 2000m

07 September 2024 - 14:54



BRISBANE  
RACING CLUB

Track Rating: Good 3, Weather: Fine, Rail Position: +1m Entire

Section		Overall	1800m	1600m	1400m	1200m	1000m	800m	Last 600m					
Field Times		2:01.86 (0:13.82)	1:48.04 (0:11.69)	1:36.35 (0:12.53)	1:23.82 (0:12.58)	1:11.24 (0:12.35)	0:58.89 (0:12.25)	0:46.64 (0:11.71)	0:34.93					
Rank	TAB Horse/Jockey	Barrier	Top Speed [km/h]	Fastest Section										Distance Travelled [m]
11	2 SNEAK PREVIEW Emily Lang	15	66.0 600m	0:11.24 400m	2:02.93 [11] (0:15.42)	1:47.51 [14] (0:12.02)	1:35.49 [14] (0:12.61)	1:22.88 [14] (0:12.40)	1:10.48 [14] (0:12.32)	0:58.16 [13] (0:12.04)	0:46.12 [13] (0:11.71)	0:34.41	+1	
12	15 TONY BE Ron Stewart	8	64.8 600m	0:11.31 400m	2:02.98 [12] (0:15.00)	1:47.98 [11] (0:12.01)	1:35.97 [11] (0:12.50)	1:23.47 [10] (0:12.55)	1:10.92 [11] (0:12.37)	0:58.55 [11] (0:12.14)	0:46.41 [12] (0:11.56)	0:34.85	-6	
13	13 OSTERMEIER Angela Jones	14	65.2 400m	0:11.25 400m	2:03.61 [13] (0:15.39)	1:48.22 [13] (0:11.84)	1:36.38 [13] (0:12.56)	1:23.82 [13] (0:12.59)	1:11.23 [13] (0:12.46)	0:58.77 [14] (0:12.11)	0:46.66 [14] (0:11.86)	0:34.80	-3	
14	4 YOUTH SPIRIT Noel Callow	9	64.6 800m	0:11.46 400m	2:03.81 [14] (0:15.11)	1:48.70 [12] (0:12.07)	1:36.63 [12] (0:12.56)	1:24.07 [12] (0:12.38)	1:11.69 [12] (0:12.34)	0:59.35 [12] (0:12.07)	0:47.28 [11] (0:11.62)	0:35.66	-1	

Scratched: Caprice Des Dieux (#9)

[ ] Ranking at each section and finish  
 -:-:-:- No data available at this section  
 NA No data available

SCN Saddle cloth number  
 DNF Did not finish  
 DNT Did not track



# Doomben QLD Professional

## Race 6: DRINKWISE BENCHMARK 90 Handicap - 2000m

07 September 2024 - 14:54



BRISBANE  
RACING CLUB

Track Rating: Good 3, Weather: Fine, Rail Position: +1m Entire

Section					600m	400m	200m				Last 600m
Field Times					0:34.93 (0:11.47)	0:23.46 (0:11.37)	0:12.09 (0:12.09)				0:34.93
Rank	TAB	Horse/Jockey	Barrier	Top Speed [km/h]	Fastest Section	Margin			Distance Travelled [m]		
1	8	<b>CABOCHE</b> James Orman	11	66.7 400m	0:11.01 400m	0:34.37 [6] (0:11.31)	0:23.06 [5] (0:11.01)	0:12.05 [3] (0:12.05)	2:01.86	0:34.37	
2	3	<b>TIDAL CREEK</b> Cody Collis	13	65.6 Overall	0:11.35 600m	0:34.86 [2] (0:11.35)	0:23.51 [2] (0:11.37)	0:12.14 [2] (0:12.14)	0.4L	0:34.86	-3
3	1	<b>RED WAVE</b> Melea Castle	6	64.0 400m	0:11.39 400m	0:34.64 [5] (0:11.40)	0:23.24 [6] (0:11.39)	0:11.85 [6] (0:11.85)	1.32L	0:34.64	-4
4	11	<b>ARTS OBJECT</b> Cejay Graham	7	64.7 400m	0:11.37 400m	0:34.89 [4] (0:11.41)	0:23.48 [4] (0:11.37)	0:12.11 [4] (0:12.11)	2.07L	0:34.89	+1
5	14	<b>THIS'LLBETHEONE</b> Taylor Marshall	12	65.9 Overall	0:11.37 400m	0:35.30 [1] (0:11.47)	0:23.83 [1] (0:11.37)	0:12.46 [1] (0:12.46)	2.18L	0:35.30	-4
6	12	<b>WAIRERE FALLS</b> Robbie Dolan	3	66.6 600m	0:11.06 400m	0:34.30 [9] (0:11.45)	0:22.85 [9] (0:11.06)	0:11.79 [8] (0:11.79)	2.31L	0:34.30	-1
7	10	<b>HOT SPRING GOLD</b> Nikita Beriman	10	65.4 Overall	0:11.41 600m	0:35.33 [3] (0:11.41)	0:23.92 [3] (0:11.45)	0:12.47 [5] (0:12.47)	4.17L	0:35.33	-7
8	6	<b>ROGUE BEAR</b> Andrew Mallyon	5	65.0 600m	0:11.35 400m	0:34.86 [8] (0:11.38)	0:23.48 [8] (0:11.35)	0:12.13 [7] (0:12.13)	4.29L	0:34.86	-4
9	5	<b>LORD ARDMORE</b> Jag Guthmann-Chester	1	63.9 600m	0:11.46 600m	0:34.96 [7] (0:11.46)	0:23.50 [7] (0:11.50)	0:12.00 [9] (0:12.00)	4.31L	0:34.96	-4
10	7	<b>OTYRAR</b> Ryan Maloney	4	64.9 400m	0:11.25 400m	0:34.71 [10] (0:11.38)	0:23.33 [11] (0:11.25)	0:12.08 [10] (0:12.08)	5.72L	0:34.71	+3

Scratched: Caprice Des Dieux (#9)

[ ] Ranking at each section and finish  
 -:-:- No data available at this section  
 NA No data available

SCN Saddle cloth number  
 DNF Did not finish  
 DNT Did not track



# Doomben QLD Professional

## Race 6: DRINKWISE BENCHMARK 90 Handicap - 2000m

07 September 2024 - 14:54



BRISBANE  
RACING CLUB

Track Rating: Good 3, Weather: Fine, Rail Position: +1m Entire

Section		600m	400m	200m				Last 600m		
Field Times		0:34.93 (0:11.47)	0:23.46 (0:11.37)	0:12.09 (0:12.09)				0:34.93		
Rank	TAB Horse/Jockey	Barrier	Top Speed [km/h]	Fastest Section	Margin			Distance Travelled [m]		
11	2 SNEAK PREVIEW Emily Lang	15	66.0 600m	0:11.24 400m	0:34.41 [13] (0:11.33)	0:23.08 [13] (0:11.24)	0:11.84 [12] (0:11.84)	6.29L	0:34.41	+1
12	15 TONY BE Ron Stewart	8	64.8 600m	0:11.31 400m	0:34.85 [11] (0:11.32)	0:23.53 [10] (0:11.31)	0:12.22 [11] (0:12.22)	6.59L	0:34.85	-6
13	13 OSTERMEIER Angela Jones	14	65.2 400m	0:11.25 400m	0:34.80 [14] (0:11.46)	0:23.34 [14] (0:11.25)	0:12.09 [14] (0:12.09)	10.27L	0:34.80	-3
14	4 YOUTH SPIRIT Noel Callow	9	64.6 800m	0:11.46 400m	0:35.66 [12] (0:11.50)	0:24.16 [12] (0:11.46)	0:12.70 [13] (0:12.70)	11.48L	0:35.66	-1

Scratched: Caprice Des Dieux (#9)

[ ] Ranking at each section and finish  
 -:-:-:- No data available at this section  
 NA No data available

SCN Saddle cloth number  
 DNF Did not finish  
 DNT Did not track



Horse/Jockey Name	Caboche
Final Rank	1
Fastest Section Time (Section)	0:11.01 (400m)
Top Speed [km/h] (Section)	66.7 (400m)
Race State	Finished



Doomben QLD Professional

Race 6: DRINKWISE BENCHMARK 90 Handicap - 2000m

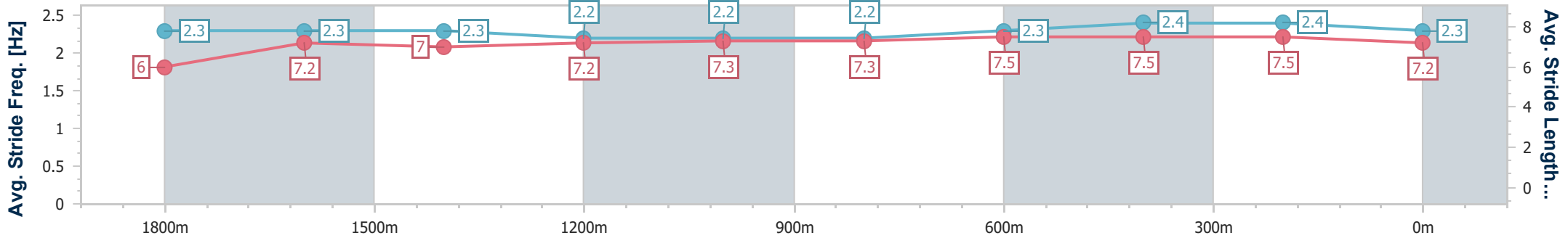
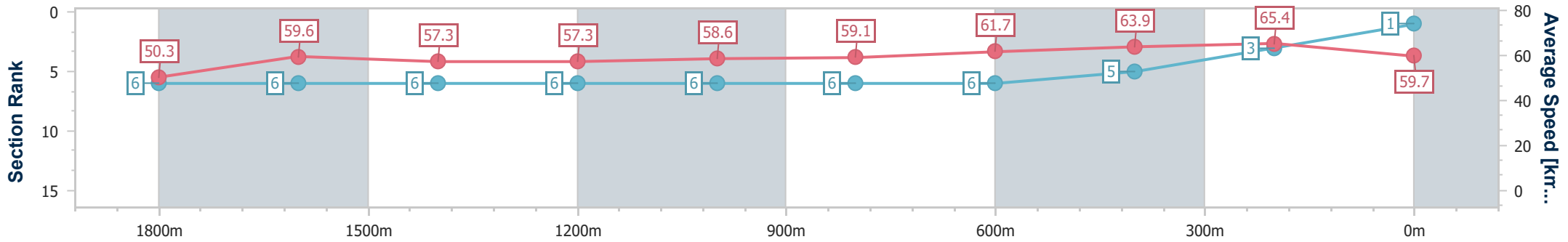
07 September 2024 - 14:54

Track Rating: Good 3, Weather: Fine, Rail Position: +1m Entire



BRISBANE RACING CLUB

Section	Overall	1800m	1600m	1400m	1200m	1000m	800m	600m	400m	200m
Section Times	2:01.86 [1] (0:14.29)	1:47.57 [6] (0:12.02)	1:35.55 [6] (0:12.50)	1:23.05 [6] (0:12.51)	1:10.54 [6] (0:12.30)	0:58.24 [6] (0:12.18)	0:46.06 [6] (0:11.69)	0:34.37 [6] (0:11.31)	0:23.06 [5] (0:11.01)	0:12.05 [3] (0:12.05)
Average Speed [km/h]	50.3	59.6	57.3	57.3	58.6	59.1	61.7	63.9	65.4	59.7
Top Speed [km/h]	63.4	62.7	58.6	58.4	59.3	61.5	63.2	65.3	66.7	63.6
Avg. Dist. to Rail [m]	5.5	1.3	1.0	0.6	0.2	0.3	0.2	0.5	0.7	1.1
Avg. Stride Freq. [Hz]	2.3	2.3	2.3	2.2	2.2	2.2	2.3	2.4	2.4	2.3
Avg. Stride Length [m]	6.0	7.2	7.0	7.2	7.3	7.3	7.5	7.5	7.5	7.2



- [ ] Ranking at each section and finish
- .-.- No data available at this section
- NA No data available



Horse/Jockey Name	Tidal Creek
Final Rank	2
Fastest Section Time (Section)	0:11.35 (600m)
Top Speed [km/h] (Section)	65.6 (Overall)
Race State	Finished



Doomben QLD Professional

Race 6: DRINKWISE BENCHMARK 90 Handicap - 2000m

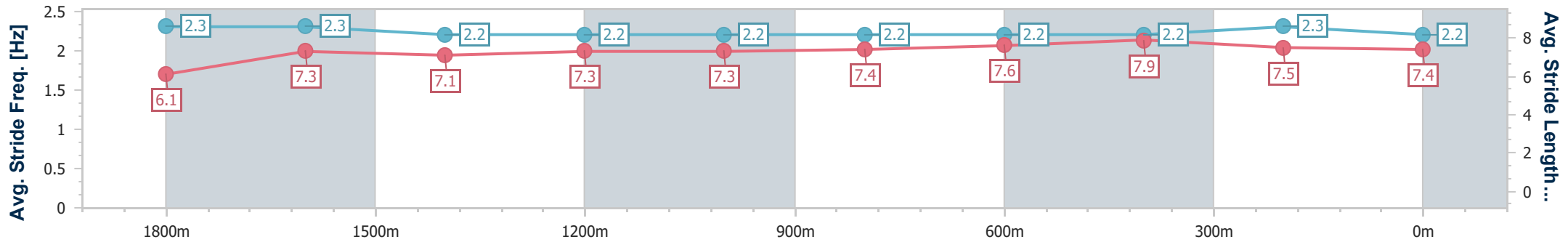
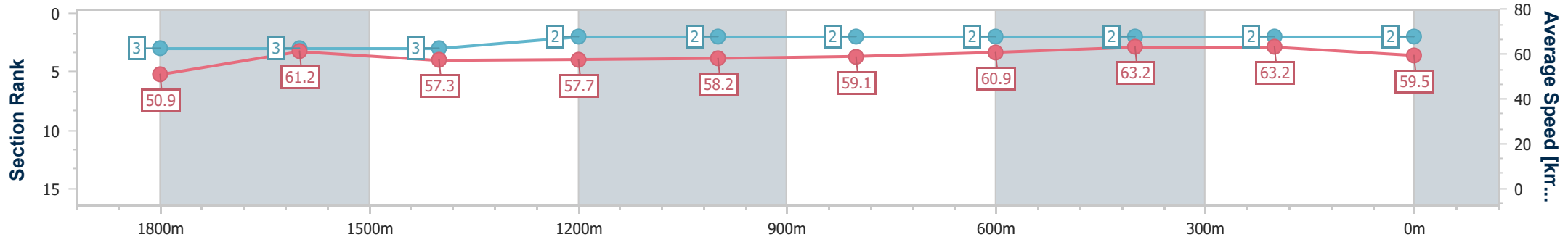
07 September 2024 - 14:54

Track Rating: Good 3, Weather: Fine, Rail Position: +1m Entire



BRISBANE RACING CLUB

Section	Overall	1800m	1600m	1400m	1200m	1000m	800m	600m	400m	200m
Section Times	2:01.93 [2] (0:14.13)	1:47.80 [3] (0:11.69)	1:36.11 [3] (0:12.44)	1:23.67 [3] (0:12.41)	1:11.26 [2] (0:12.36)	0:58.90 [2] (0:12.21)	0:46.69 [2] (0:11.83)	0:34.86 [2] (0:11.35)	0:23.51 [2] (0:11.37)	0:12.14 [2] (0:12.14)
Average Speed [km/h]	50.9	61.2	57.3	57.7	58.2	59.1	60.9	63.2	63.2	59.5
Top Speed [km/h]	65.6	64.6	59.1	58.5	59.0	59.8	63.2	64.6	64.5	62.5
Avg. Dist. to Rail [m]	8.8	1.6	1.5	1.2	0.7	0.6	0.2	0.5	0.7	1.0
Avg. Stride Freq. [Hz]	2.3	2.3	2.2	2.2	2.2	2.2	2.2	2.2	2.3	2.2
Avg. Stride Length [m]	6.1	7.3	7.1	7.3	7.3	7.4	7.6	7.9	7.5	7.4



- [ ] Ranking at each section and finish
- .-.-.- No data available at this section
- NA No data available



Horse/Jockey Name	Red Wave
Final Rank	3
Fastest Section Time (Section)	0:11.39 (400m)
Top Speed [km/h] (Section)	64.0 (400m)
Race State	Finished



Doomben QLD Professional

Race 6: DRINKWISE BENCHMARK 90 Handicap - 2000m

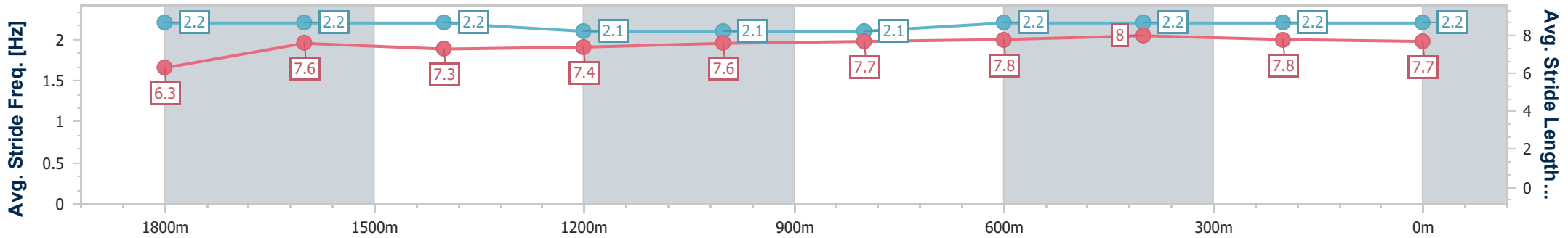
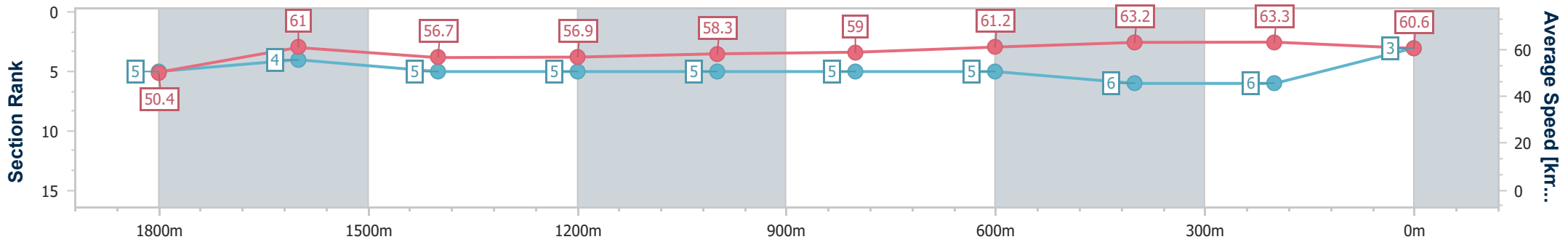
07 September 2024 - 14:54

Track Rating: Good 3, Weather: Fine, Rail Position: +1m Entire



BRISBANE RACING CLUB

Section	Overall	1800m	1600m	1400m	1200m	1000m	800m	600m	400m	200m
Section Times	2:02.08 [3] (0:14.27)	1:47.81 [5] (0:11.67)	1:36.14 [4] (0:12.60)	1:23.54 [5] (0:12.59)	1:10.95 [5] (0:12.33)	0:58.62 [5] (0:12.26)	0:46.36 [5] (0:11.72)	0:34.64 [5] (0:11.40)	0:23.24 [6] (0:11.39)	0:11.85 [6] (0:11.85)
Average Speed [km/h]	50.4	61.0	56.7	56.9	58.3	59.0	61.2	63.2	63.3	60.6
Top Speed [km/h]	63.4	63.1	57.8	57.6	61.2	60.1	62.3	63.7	64.0	63.9
Avg. Dist. to Rail [m]	2.6	2.9	1.5	0.9	0.4	0.2	0.1	0.3	1.1	3.5
Avg. Stride Freq. [Hz]	2.2	2.2	2.2	2.1	2.1	2.1	2.2	2.2	2.2	2.2
Avg. Stride Length [m]	6.3	7.6	7.3	7.4	7.6	7.7	7.8	8.0	7.8	7.7



- [ ] Ranking at each section and finish
- .-.- No data available at this section
- NA No data available



Horse/Jockey Name	Arts Object
Final Rank	4
Fastest Section Time (Section)	0:11.37 (400m)
Top Speed [km/h] (Section)	64.7 (400m)
Race State	Finished



Doomben QLD Professional

Race 6: DRINKWISE BENCHMARK 90 Handicap - 2000m

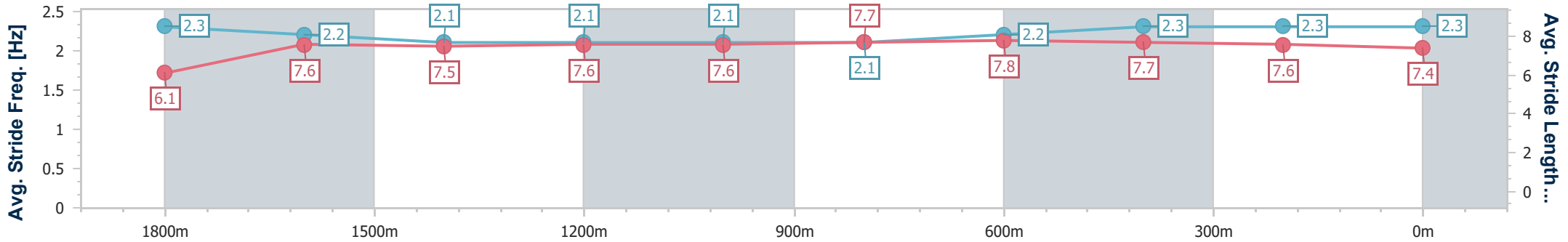
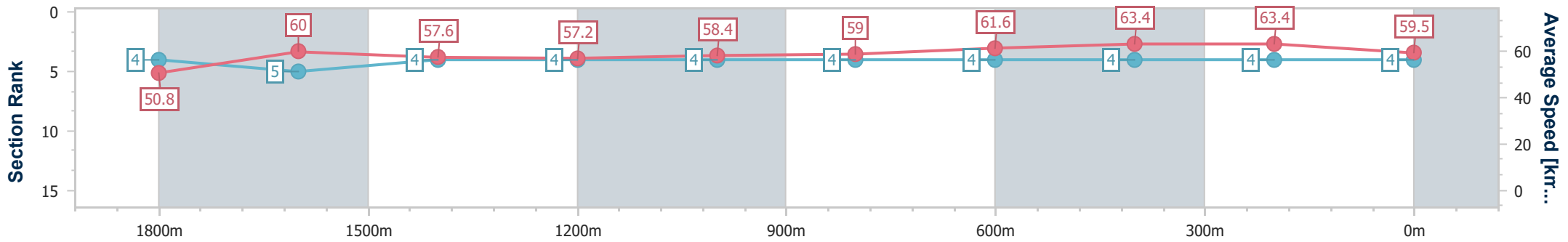
07 September 2024 - 14:54

Track Rating: Good 3, Weather: Fine, Rail Position: +1m Entire



BRISBANE RACING CLUB

Section	Overall	1800m	1600m	1400m	1200m	1000m	800m	600m	400m	200m
Section Times	2:02.21 [4] (0:14.16)	1:48.05 [4] (0:11.88)	1:36.17 [5] (0:12.48)	1:23.69 [4] (0:12.56)	1:11.13 [4] (0:12.34)	0:58.79 [4] (0:12.23)	0:46.56 [4] (0:11.67)	0:34.89 [4] (0:11.41)	0:23.48 [4] (0:11.37)	0:12.11 [4] (0:12.11)
Average Speed [km/h]	50.8	60.0	57.6	57.2	58.4	59.0	61.6	63.4	63.4	59.5
Top Speed [km/h]	63.6	63.3	58.6	58.2	58.8	59.8	62.8	64.0	64.7	61.5
Avg. Dist. to Rail [m]	3.7	1.2	0.8	0.4	0.5	0.4	0.2	1.0	1.4	2.8
Avg. Stride Freq. [Hz]	2.3	2.2	2.1	2.1	2.1	2.1	2.2	2.3	2.3	2.3
Avg. Stride Length [m]	6.1	7.6	7.5	7.6	7.6	7.7	7.8	7.7	7.6	7.4



- [ ] Ranking at each section and finish
- .-.- No data available at this section
- NA No data available





Horse/Jockey Name	This'llbetheone
Final Rank	5
Fastest Section Time (Section)	0:11.37 (400m)
Top Speed [km/h] (Section)	65.9 (Overall)
Race State	Finished



Doomben QLD Professional

Race 6: DRINKWISE BENCHMARK 90 Handicap - 2000m

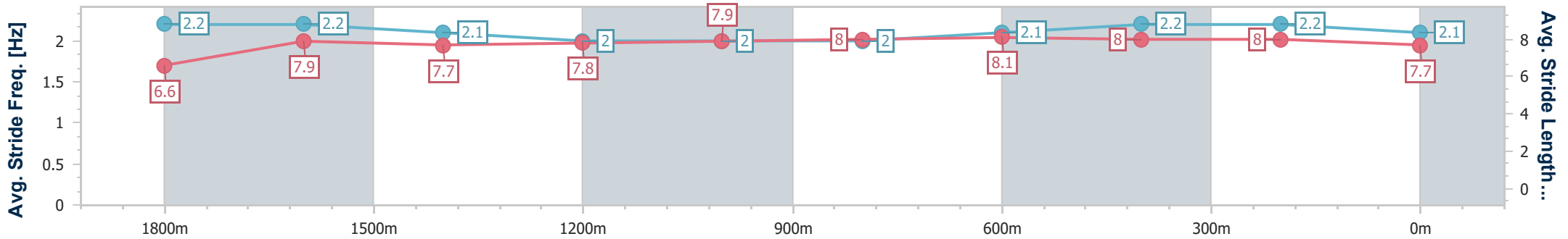
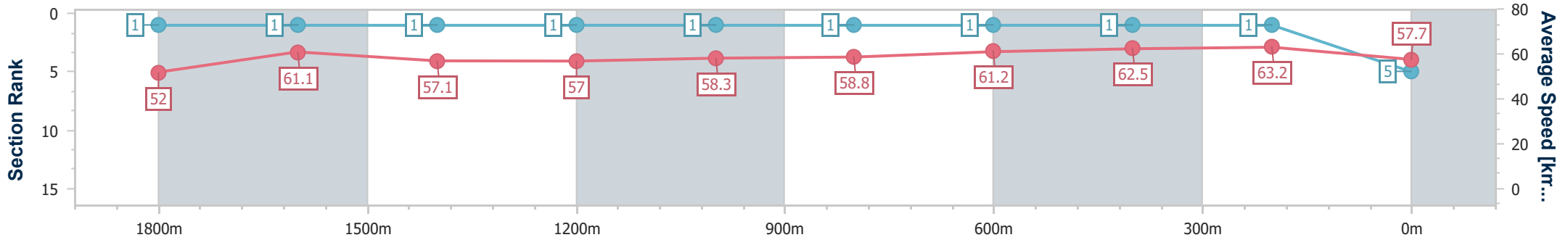
07 September 2024 - 14:54

Track Rating: Good 3, Weather: Fine, Rail Position: +1m Entire



BRISBANE RACING CLUB

Section	Overall	1800m	1600m	1400m	1200m	1000m	800m	600m	400m	200m
Section Times	2:02.23 [5] (0:13.82)	1:48.41 [1] (0:11.69)	1:36.72 [1] (0:12.53)	1:24.19 [1] (0:12.58)	1:11.61 [1] (0:12.35)	0:59.26 [1] (0:12.25)	0:47.01 [1] (0:11.71)	0:35.30 [1] (0:11.47)	0:23.83 [1] (0:11.37)	0:12.46 [1] (0:12.46)
Average Speed [km/h]	52.0	61.1	57.1	57.0	58.3	58.8	61.2	62.5	63.2	57.7
Top Speed [km/h]	65.9	65.3	57.9	57.6	59.0	59.8	63.1	63.1	64.1	61.4
Avg. Dist. to Rail [m]	8.4	1.7	1.6	0.8	0.4	0.5	0.6	1.0	1.4	1.1
Avg. Stride Freq. [Hz]	2.2	2.2	2.1	2.0	2.0	2.0	2.1	2.2	2.2	2.1
Avg. Stride Length [m]	6.6	7.9	7.7	7.8	7.9	8.0	8.1	8.0	8.0	7.7



- [ ] Ranking at each section and finish
- .-.- No data available at this section
- NA No data available



Horse/Jockey Name	Wairere Falls
Final Rank	6
Fastest Section Time (Section)	0:11.06 (400m)
Top Speed [km/h] (Section)	66.6 (600m)
Race State	Finished



Doomben QLD Professional

Race 6: DRINKWISE BENCHMARK 90 Handicap - 2000m

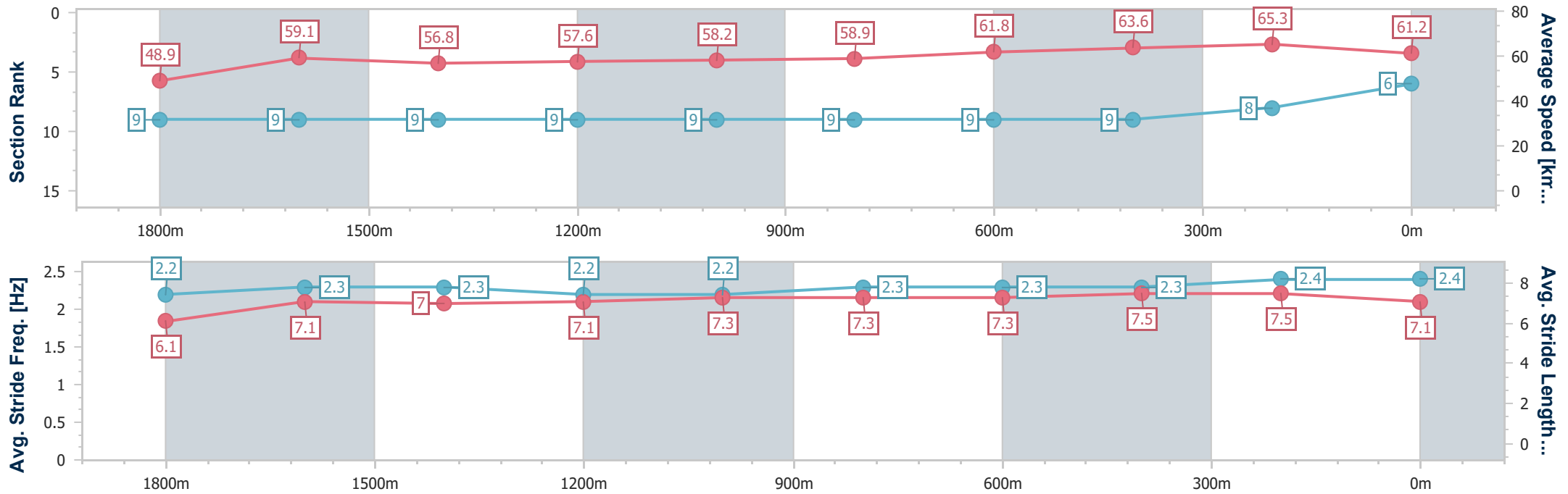
07 September 2024 - 14:54

Track Rating: Good 3, Weather: Fine, Rail Position: +1m Entire



BRISBANE RACING CLUB

Section	Overall	1800m	1600m	1400m	1200m	1000m	800m	600m	400m	200m
Section Times	2:02.25 [6] (0:14.74)	1:47.51 [9] (0:12.04)	1:35.47 [9] (0:12.56)	1:22.91 [9] (0:12.40)	1:10.51 [9] (0:12.37)	0:58.14 [9] (0:12.21)	0:45.93 [9] (0:11.63)	0:34.30 [9] (0:11.45)	0:22.85 [9] (0:11.06)	0:11.79 [8] (0:11.79)
Average Speed [km/h]	48.9	59.1	56.8	57.6	58.2	58.9	61.8	63.6	65.3	61.2
Top Speed [km/h]	62.2	60.8	58.3	58.8	59.5	59.7	63.6	66.6	66.6	63.7
Avg. Dist. to Rail [m]	1.5	2.3	1.4	1.4	0.7	0.5	0.5	1.9	3.1	4.4
Avg. Stride Freq. [Hz]	2.2	2.3	2.3	2.2	2.2	2.3	2.3	2.3	2.4	2.4
Avg. Stride Length [m]	6.1	7.1	7.0	7.1	7.3	7.3	7.3	7.5	7.5	7.1



- [ ] Ranking at each section and finish
- .-.- No data available at this section
- NA No data available



Horse/Jockey Name	Hot Spring Gold
Final Rank	7
Fastest Section Time (Section)	0:11.41 (600m)
Top Speed [km/h] (Section)	65.4 (Overall)
Race State	Finished



Doomben QLD Professional

Race 6: DRINKWISE BENCHMARK 90 Handicap - 2000m

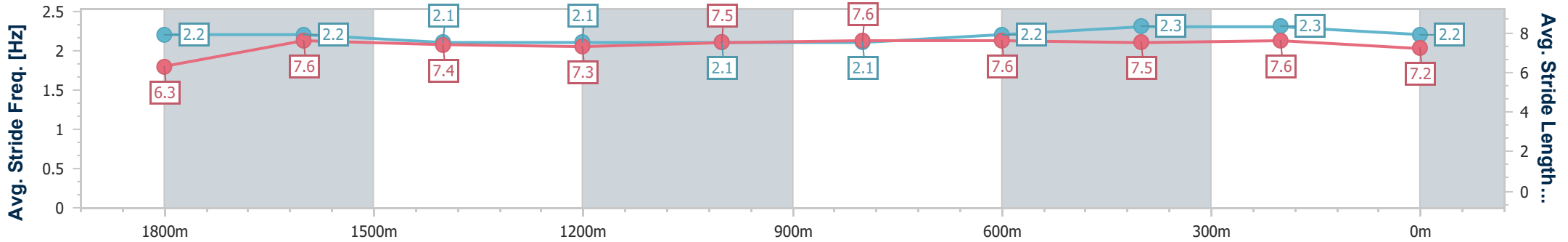
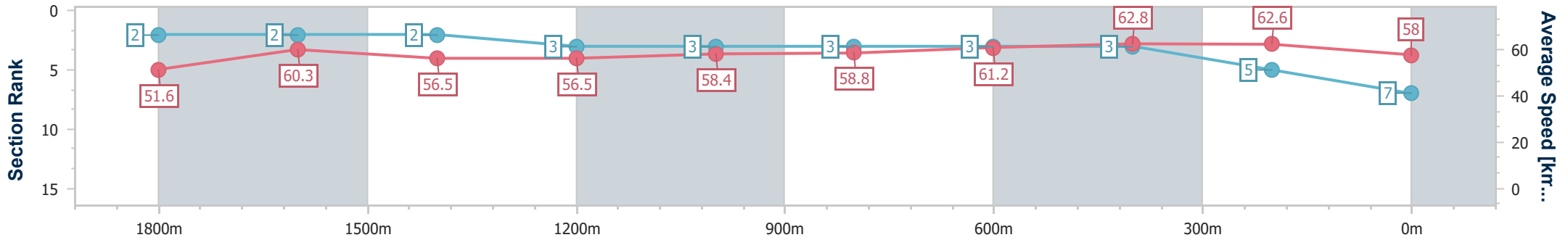
07 September 2024 - 14:54

Track Rating: Good 3, Weather: Fine, Rail Position: +1m Entire



BRISBANE RACING CLUB

Section	Overall	1800m	1600m	1400m	1200m	1000m	800m	600m	400m	200m
Section Times	2:02.57 [7] (0:13.92)	1:48.65 [2] (0:11.71)	1:36.94 [2] (0:12.61)	1:24.33 [2] (0:12.63)	1:11.70 [3] (0:12.37)	0:59.33 [3] (0:12.24)	0:47.09 [3] (0:11.76)	0:35.33 [3] (0:11.41)	0:23.92 [3] (0:11.45)	0:12.47 [5] (0:12.47)
Average Speed [km/h]	51.6	60.3	56.5	56.5	58.4	58.8	61.2	62.8	62.6	58.0
Top Speed [km/h]	65.4	64.3	57.5	57.7	58.9	59.5	63.1	63.3	63.7	61.7
Avg. Dist. to Rail [m]	5.7	3.2	3.1	0.8	0.2	0.2	0.1	0.6	0.8	0.5
Avg. Stride Freq. [Hz]	2.2	2.2	2.1	2.1	2.1	2.1	2.2	2.3	2.3	2.2
Avg. Stride Length [m]	6.3	7.6	7.4	7.3	7.5	7.6	7.6	7.5	7.6	7.2



- [ ] Ranking at each section and finish
- .-.- No data available at this section
- NA No data available



Horse/Jockey Name	Rogue Bear
Final Rank	8
Fastest Section Time (Section)	0:11.35 (400m)
Top Speed [km/h] (Section)	65.0 (600m)
Race State	Finished



Doomben QLD Professional

Race 6: DRINKWISE BENCHMARK 90 Handicap - 2000m

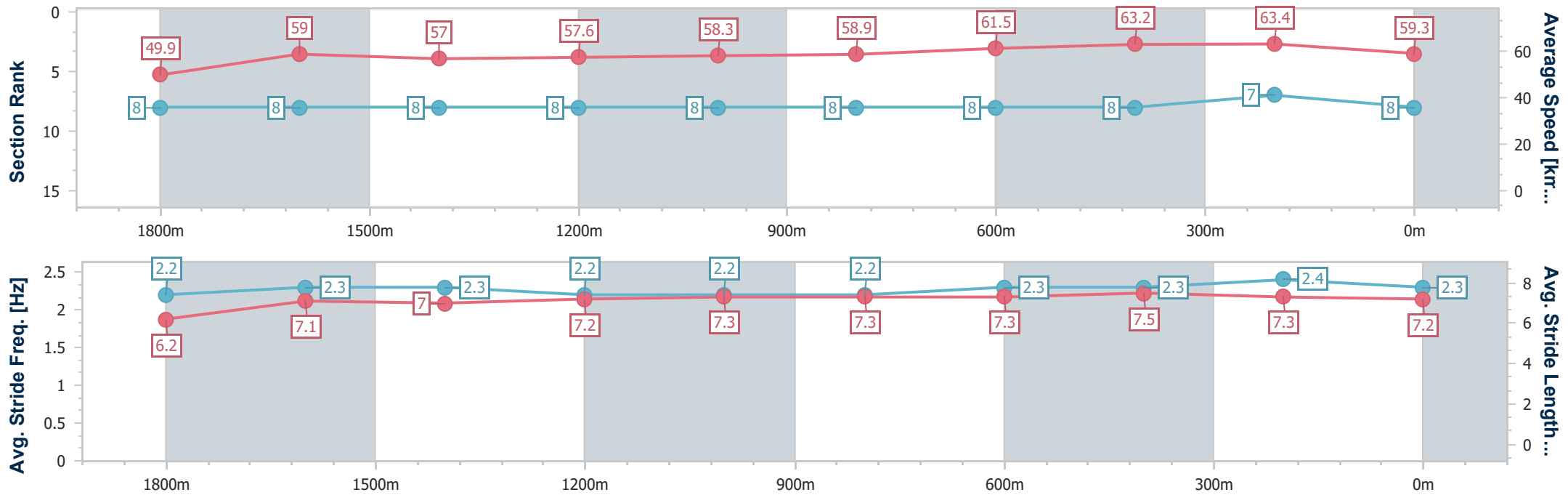
07 September 2024 - 14:54

Track Rating: Good 3, Weather: Fine, Rail Position: +1m Entire



BRISBANE RACING CLUB

Section	Overall	1800m	1600m	1400m	1200m	1000m	800m	600m	400m	200m
Section Times	2:02.59 [8] (0:14.48)	1:48.11 [8] (0:12.07)	1:36.04 [8] (0:12.51)	1:23.53 [8] (0:12.44)	1:11.09 [8] (0:12.32)	0:58.77 [8] (0:12.22)	0:46.55 [8] (0:11.69)	0:34.86 [8] (0:11.38)	0:23.48 [8] (0:11.35)	0:12.13 [7] (0:12.13)
Average Speed [km/h]	49.9	59.0	57.0	57.6	58.3	58.9	61.5	63.2	63.4	59.3
Top Speed [km/h]	63.1	61.8	59.2	59.1	59.8	59.8	63.4	65.0	64.5	62.3
Avg. Dist. to Rail [m]	1.8	1.7	2.0	1.3	0.5	0.4	0.4	0.6	1.7	3.6
Avg. Stride Freq. [Hz]	2.2	2.3	2.3	2.2	2.2	2.2	2.3	2.3	2.4	2.3
Avg. Stride Length [m]	6.2	7.1	7.0	7.2	7.3	7.3	7.3	7.5	7.3	7.2



- [ ] Ranking at each section and finish
- .-.- No data available at this section
- NA No data available



Horse/Jockey Name	Lord Ardmore
Final Rank	9
Fastest Section Time (Section)	0:11.46 (600m)
Top Speed [km/h] (Section)	63.9 (600m)
Race State	Finished



Doomben QLD Professional

Race 6: DRINKWISE BENCHMARK 90 Handicap - 2000m

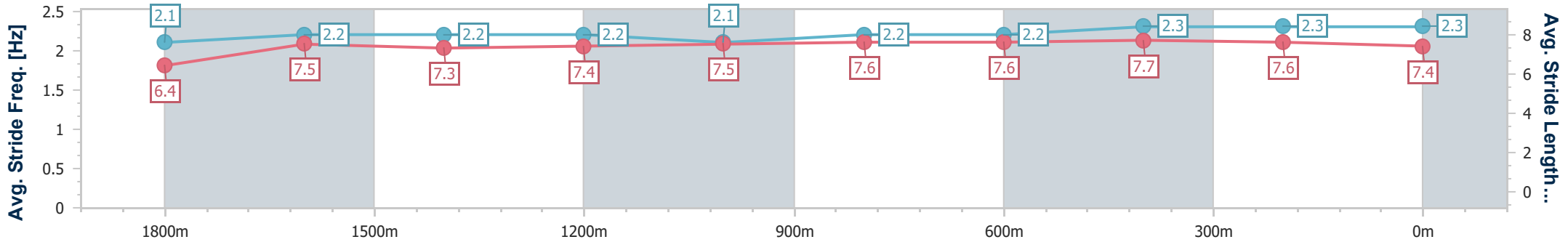
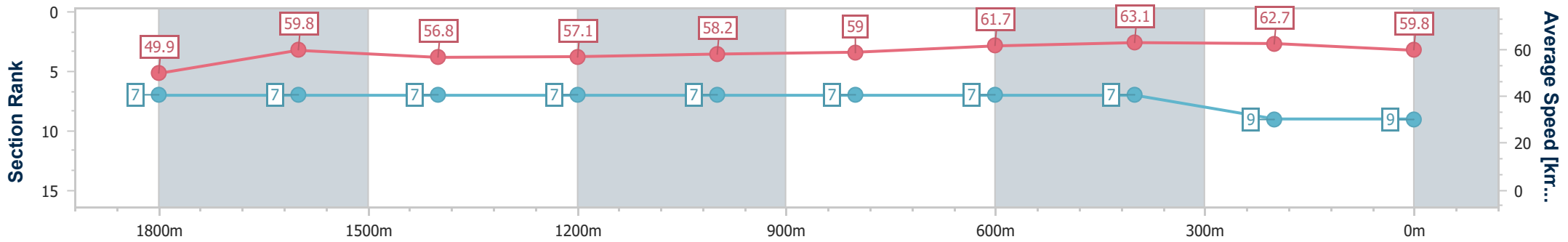
07 September 2024 - 14:54

Track Rating: Good 3, Weather: Fine, Rail Position: +1m Entire



BRISBANE RACING CLUB

Section	Overall	1800m	1600m	1400m	1200m	1000m	800m	600m	400m	200m
Section Times	2:02.59 [9] (0:14.47)	1:48.12 [7] (0:11.89)	1:36.23 [7] (0:12.55)	1:23.68 [7] (0:12.53)	1:11.15 [7] (0:12.38)	0:58.77 [7] (0:12.18)	0:46.59 [7] (0:11.63)	0:34.96 [7] (0:11.46)	0:23.50 [7] (0:11.50)	0:12.00 [9] (0:12.00)
Average Speed [km/h]	49.9	59.8	56.8	57.1	58.2	59.0	61.7	63.1	62.7	59.8
Top Speed [km/h]	62.0	61.8	57.7	58.0	59.4	59.5	63.2	63.9	63.3	62.9
Avg. Dist. to Rail [m]	1.1	2.2	1.7	1.2	0.5	0.5	0.7	0.4	1.5	3.1
Avg. Stride Freq. [Hz]	2.1	2.2	2.2	2.2	2.1	2.2	2.2	2.3	2.3	2.3
Avg. Stride Length [m]	6.4	7.5	7.3	7.4	7.5	7.6	7.6	7.7	7.6	7.4



- [ ] Ranking at each section and finish
- .-.- No data available at this section
- NA No data available



Horse/Jockey Name	Otyrar
Final Rank	10
Fastest Section Time (Section)	0:11.25 (400m)
Top Speed [km/h] (Section)	64.9 (400m)
Race State	Finished



Doomben QLD Professional

Race 6: DRINKWISE BENCHMARK 90 Handicap - 2000m

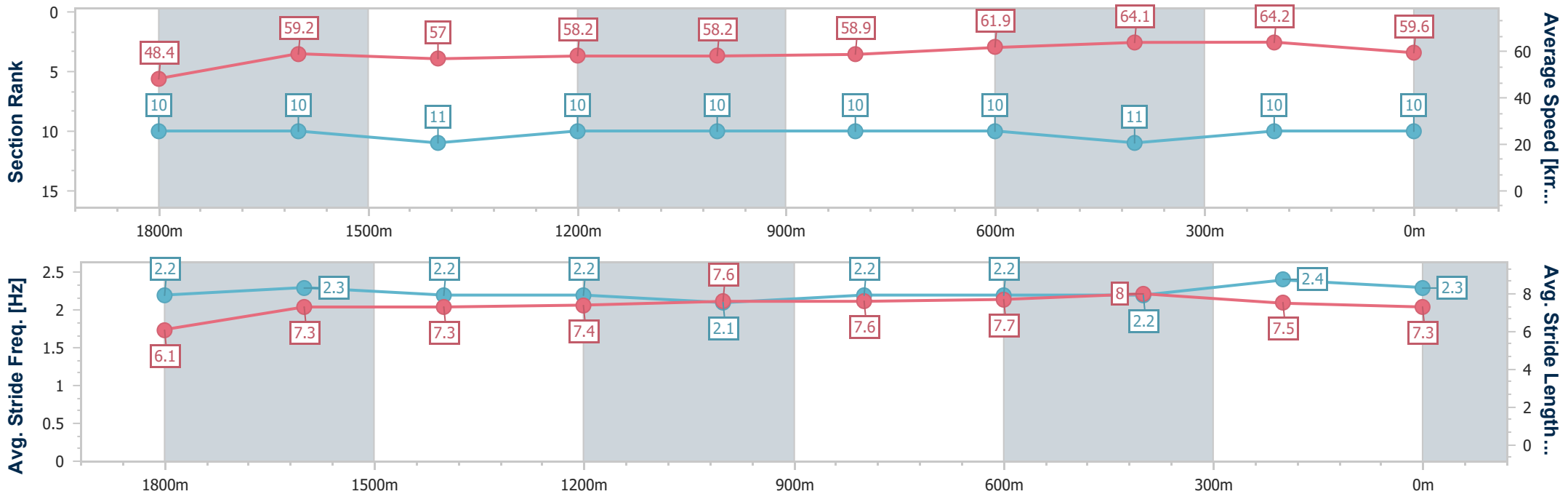
07 September 2024 - 14:54

Track Rating: Good 3, Weather: Fine, Rail Position: +1m Entire



BRISBANE RACING CLUB

Section	Overall	1800m	1600m	1400m	1200m	1000m	800m	600m	400m	200m
Section Times	2:02.83 [10] (0:14.89)	1:47.94 [10] (0:12.02)	1:35.92 [10] (0:12.62)	1:23.30 [11] (0:12.29)	1:11.01 [10] (0:12.36)	0:58.65 [10] (0:12.21)	0:46.44 [10] (0:11.73)	0:34.71 [10] (0:11.38)	0:23.33 [11] (0:11.25)	0:12.08 [10] (0:12.08)
Average Speed [km/h]	48.4	59.2	57.0	58.2	58.2	58.9	61.9	64.1	64.2	59.6
Top Speed [km/h]	61.6	61.2	58.7	59.0	59.9	59.7	64.2	64.7	64.9	63.3
Avg. Dist. to Rail [m]	2.3	1.7	0.6	1.2	0.8	0.7	1.4	2.2	3.1	5.2
Avg. Stride Freq. [Hz]	2.2	2.3	2.2	2.2	2.1	2.2	2.2	2.2	2.4	2.3
Avg. Stride Length [m]	6.1	7.3	7.3	7.4	7.6	7.6	7.7	8.0	7.5	7.3



- [ ] Ranking at each section and finish
- .-.- No data available at this section
- NA No data available



Horse/Jockey Name	Sneak Preview
Final Rank	11
Fastest Section Time (Section)	0:11.24 (400m)
Top Speed [km/h] (Section)	66.0 (600m)
Race State	Finished



Doomben QLD Professional

Race 6: DRINKWISE BENCHMARK 90 Handicap - 2000m

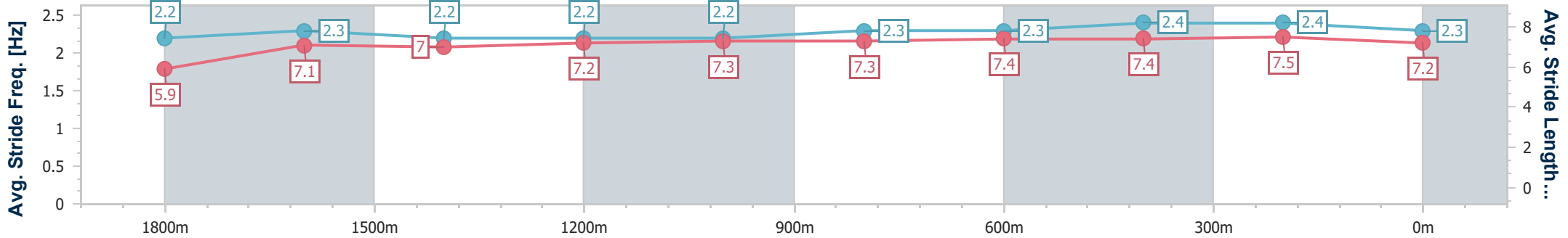
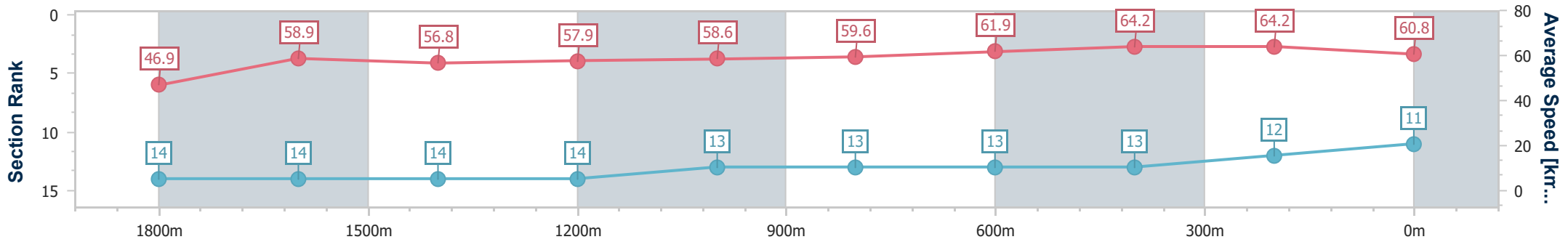
07 September 2024 - 14:54

Track Rating: Good 3, Weather: Fine, Rail Position: +1m Entire



BRISBANE RACING CLUB

Section	Overall	1800m	1600m	1400m	1200m	1000m	800m	600m	400m	200m
Section Times	2:02.93 [11] (0:15.42)	1:47.51 [14] (0:12.02)	1:35.49 [14] (0:12.61)	1:22.88 [14] (0:12.40)	1:10.48 [14] (0:12.32)	0:58.16 [13] (0:12.04)	0:46.12 [13] (0:11.71)	0:34.41 [13] (0:11.33)	0:23.08 [13] (0:11.24)	0:11.84 [12] (0:11.84)
Average Speed [km/h]	46.9	58.9	56.8	57.9	58.6	59.6	61.9	64.2	64.2	60.8
Top Speed [km/h]	61.1	61.3	57.9	59.0	60.0	60.6	64.4	66.0	65.2	64.5
Avg. Dist. to Rail [m]	7.1	3.1	1.6	0.4	0.9	0.8	0.7	1.6	2.0	4.6
Avg. Stride Freq. [Hz]	2.2	2.3	2.2	2.2	2.2	2.3	2.3	2.4	2.4	2.3
Avg. Stride Length [m]	5.9	7.1	7.0	7.2	7.3	7.3	7.4	7.4	7.5	7.2



- [ ] Ranking at each section and finish
- .-.- No data available at this section
- NA No data available



Horse/Jockey Name	Tony Be
Final Rank	12
Fastest Section Time (Section)	0:11.31 (400m)
Top Speed [km/h] (Section)	64.8 (600m)
Race State	Finished



Doomben QLD Professional

Race 6: DRINKWISE BENCHMARK 90 Handicap - 2000m

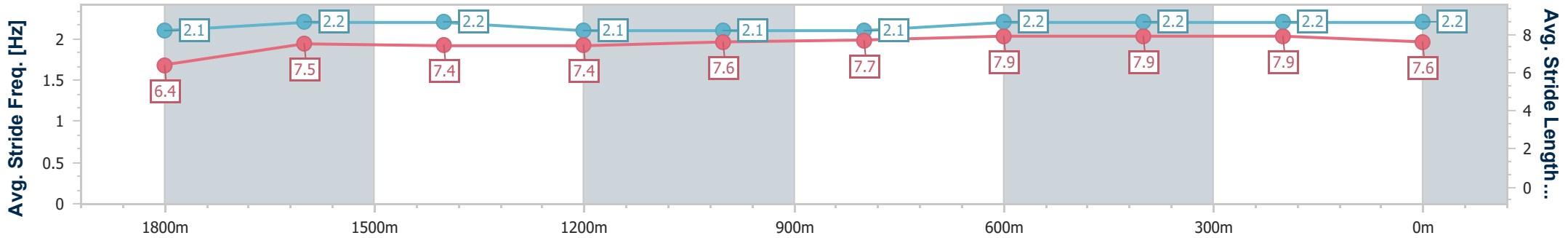
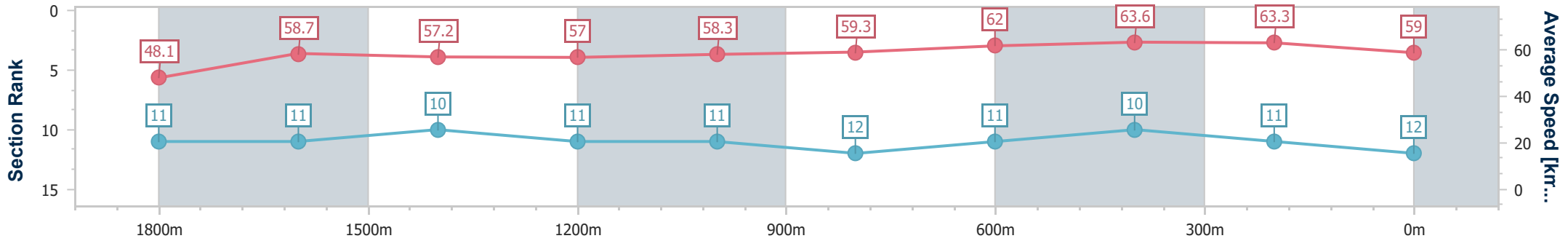
07 September 2024 - 14:54

Track Rating: Good 3, Weather: Fine, Rail Position: +1m Entire



BRISBANE RACING CLUB

Section	Overall	1800m	1600m	1400m	1200m	1000m	800m	600m	400m	200m
Section Times	2:02.98 [12] (0:15.00)	1:47.98 [11] (0:12.01)	1:35.97 [11] (0:12.50)	1:23.47 [10] (0:12.55)	1:10.92 [11] (0:12.37)	0:58.55 [11] (0:12.14)	0:46.41 [12] (0:11.56)	0:34.85 [11] (0:11.32)	0:23.53 [10] (0:11.31)	0:12.22 [11] (0:12.22)
Average Speed [km/h]	48.1	58.7	57.2	57.0	58.3	59.3	62.0	63.6	63.3	59.0
Top Speed [km/h]	60.7	60.8	58.1	58.4	59.7	59.9	64.6	64.8	64.0	62.6
Avg. Dist. to Rail [m]	3.5	3.0	2.3	0.7	0.4	0.4	0.1	0.5	1.2	2.2
Avg. Stride Freq. [Hz]	2.1	2.2	2.2	2.1	2.1	2.1	2.2	2.2	2.2	2.2
Avg. Stride Length [m]	6.4	7.5	7.4	7.4	7.6	7.7	7.9	7.9	7.9	7.6



- [ ] Ranking at each section and finish
- .-.- No data available at this section
- NA No data available





Horse/Jockey Name	Ostermeier
Final Rank	13
Fastest Section Time (Section)	0:11.25 (400m)
Top Speed [km/h] (Section)	65.2 (400m)
Race State	Finished



Doomben QLD Professional

Race 6: DRINKWISE BENCHMARK 90 Handicap - 2000m

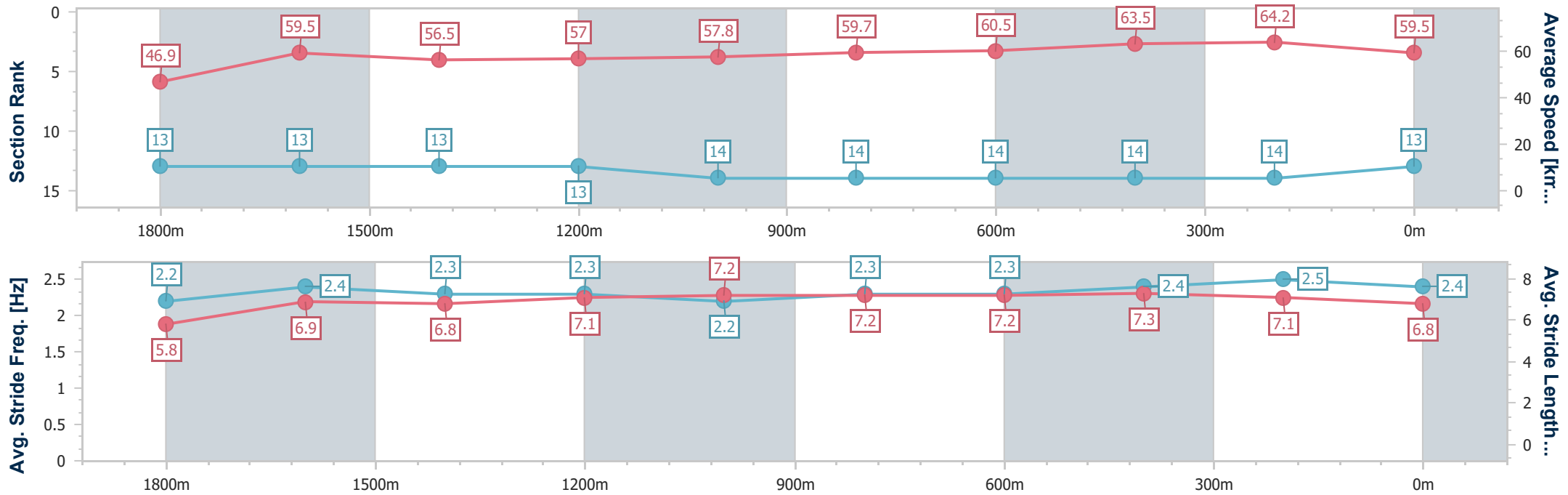
07 September 2024 - 14:54

Track Rating: Good 3, Weather: Fine, Rail Position: +1m Entire



BRISBANE RACING CLUB

Section	Overall	1800m	1600m	1400m	1200m	1000m	800m	600m	400m	200m
Section Times	2:03.61 [13] (0:15.39)	1:48.22 [13] (0:11.84)	1:36.38 [13] (0:12.56)	1:23.82 [13] (0:12.59)	1:11.23 [13] (0:12.46)	0:58.77 [14] (0:12.11)	0:46.66 [14] (0:11.86)	0:34.80 [14] (0:11.46)	0:23.34 [14] (0:11.25)	0:12.09 [14] (0:12.09)
Average Speed [km/h]	46.9	59.5	56.5	57.0	57.8	59.7	60.5	63.5	64.2	59.5
Top Speed [km/h]	62.0	62.9	57.4	58.5	59.6	60.4	64.2	64.3	65.2	64.0
Avg. Dist. to Rail [m]	5.8	4.1	2.9	0.4	0.2	0.3	0.5	1.3	2.0	1.4
Avg. Stride Freq. [Hz]	2.2	2.4	2.3	2.3	2.2	2.3	2.3	2.4	2.5	2.4
Avg. Stride Length [m]	5.8	6.9	6.8	7.1	7.2	7.2	7.2	7.3	7.1	6.8



- [ ] Ranking at each section and finish
- .-.- No data available at this section
- NA No data available



Horse/Jockey Name	Youth Spirit
Final Rank	14
Fastest Section Time (Section)	0:11.46 (400m)
Top Speed [km/h] (Section)	64.6 (800m)
Race State	Finished



Doomben QLD Professional

Race 6: DRINKWISE BENCHMARK 90 Handicap - 2000m

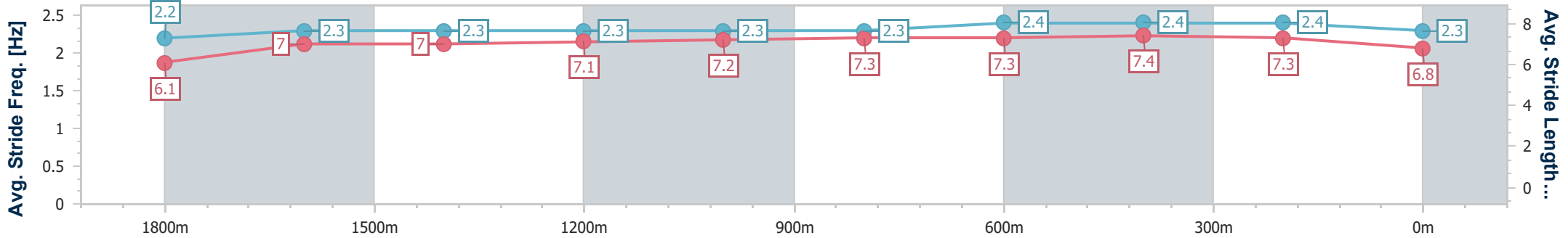
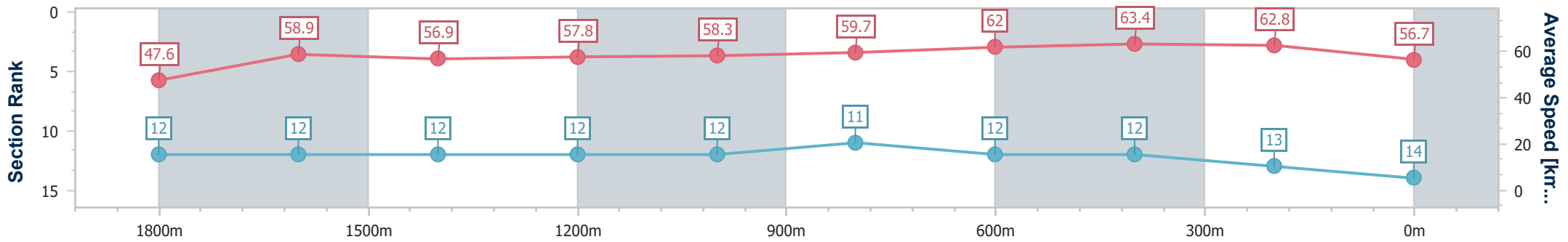
07 September 2024 - 14:54

Track Rating: Good 3, Weather: Fine, Rail Position: +1m Entire



BRISBANE RACING CLUB

Section	Overall	1800m	1600m	1400m	1200m	1000m	800m	600m	400m	200m
Section Times	2:03.81 [14] (0:15.11)	1:48.70 [12] (0:12.07)	1:36.63 [12] (0:12.56)	1:24.07 [12] (0:12.38)	1:11.69 [12] (0:12.34)	0:59.35 [12] (0:12.07)	0:47.28 [11] (0:11.62)	0:35.66 [12] (0:11.50)	0:24.16 [12] (0:11.46)	0:12.70 [13] (0:12.70)
Average Speed [km/h]	47.6	58.9	56.9	57.8	58.3	59.7	62.0	63.4	62.8	56.7
Top Speed [km/h]	59.2	59.8	57.7	59.0	60.1	60.6	64.6	64.4	64.4	61.4
Avg. Dist. to Rail [m]	4.2	2.0	1.9	1.0	0.2	0.3	0.6	1.9	1.1	0.9
Avg. Stride Freq. [Hz]	2.2	2.3	2.3	2.3	2.3	2.3	2.4	2.4	2.4	2.3
Avg. Stride Length [m]	6.1	7.0	7.0	7.1	7.2	7.3	7.3	7.4	7.3	6.8



- [ ] Ranking at each section and finish
- .-.- No data available at this section
- NA No data available