



Doomben QLD Professional

Race 8: BUNDABERG RUM OPEN Handicap - WEIGHTS RAISED 3KG - 1350m

07 September 2024 - 16:07



BRISBANE
RACING CLUB

Track Rating: Good 3, Weather: Fine, Rail Position: +1m Entire

Section												
Field Times		Overall	1200m	1000m	800m	600m	400m	Last 600m				
		1:17.67 (0:10.65)	1:07.02 (0:10.34)	0:56.68 (0:10.94)	0:45.74 (0:11.16)	0:34.58 (0:11.17)	0:23.41 (0:11.24)	0:34.58				
Rank	TAB Horse/Jockey	Barrier	Top Speed [km/h]	Fastest Section								Distance Travelled [m]
1	11 PLUNDERING Ron Stewart	8	70.8 1200m	0:10.45 1200m	1:17.67 [1] (0:10.74)	1:06.93 [3] (0:10.45)	0:56.48 [2] (0:10.93)	0:45.55 [2] (0:11.16)	0:34.39 [2] (0:11.15)	0:23.24 [2] (0:11.17)	0:34.39	
2	4 ROCKRIBBED Emily Lang	11	71.0 1200m	0:10.34 1200m	1:17.93 [2] (0:10.65)	1:07.28 [1] (0:10.34)	0:56.94 [1] (0:10.94)	0:46.00 [1] (0:11.16)	0:34.84 [1] (0:11.17)	0:23.67 [1] (0:11.24)	0:34.84 -1	
3	12 WINSTON SMURFHILL Nikita Beriman	4	68.0 1200m	0:10.66 1200m	1:18.00 [3] (0:10.69)	1:07.31 [2] (0:10.66)	0:56.65 [3] (0:11.07)	0:45.58 [3] (0:11.28)	0:34.30 [3] (0:11.25)	0:23.05 [5] (0:11.05)	0:34.30 -3	
4	6 NED'S GULLY Taylor Marshall	1	67.6 1000m	0:10.81 Overall	1:18.02 [4] (0:10.81)	1:07.21 [4] (0:10.81)	0:56.40 [5] (0:11.01)	0:45.39 [5] (0:11.08)	0:34.31 [4] (0:11.22)	0:23.09 [4] (0:10.91)	0:34.31 -2	
5	5 SECRET PLAN James Orman	3	67.2 1000m	0:10.84 1200m	1:18.03 [5] (0:11.11)	1:06.92 [9] (0:10.84)	0:56.08 [7] (0:10.98)	0:45.10 [6] (0:11.11)	0:33.99 [7] (0:11.10)	0:22.89 [6] (0:10.98)	0:33.99 -3	
6	3 EXCELLADUS Ryan Maloney	9	67.7 1200m	0:10.70 1200m	1:18.39 [6] (0:10.91)	1:07.48 [5] (0:10.70)	0:56.78 [4] (0:10.96)	0:45.82 [4] (0:11.15)	0:34.67 [5] (0:11.19)	0:23.48 [3] (0:11.21)	0:34.67 +0	
7	8 MISSISSIPPI PRINCE Samantha Collett	2	66.8 1000m	0:10.93 Overall	1:18.48 [7] (0:10.93)	1:07.55 [6] (0:10.99)	0:56.56 [6] (0:11.01)	0:45.55 [7] (0:11.10)	0:34.45 [6] (0:11.20)	0:23.25 [7] (0:11.25)	0:34.45 +0	
8	1 BONAPARTE Cody Collis	10	66.9 1200m	0:10.90 1200m	1:18.53 [8] (0:11.05)	1:07.48 [7] (0:10.90)	0:56.58 [8] (0:11.18)	0:45.40 [9] (0:11.22)	0:34.18 [9] (0:11.00)	0:23.18 [9] (0:11.11)	0:34.18 -3	
9	2 IRISH SONGS Boris Thornton	7	68.6 800m	0:10.95 1200m	1:20.37 [9] (0:11.10)	1:09.27 [8] (0:10.95)	0:58.32 [9] (0:10.98)	0:47.34 [8] (0:11.22)	0:36.12 [8] (0:11.04)	0:25.08 [8] (0:11.70)	0:36.12 +3	

Scratched: Atmosphere (#9), En Pointe (#10), Shopping Esprit (#7)

[] Ranking at each section and finish
 -:-:- No data available at this section
 NA No data available

SCN Saddle cloth number
 DNF Did not finish
 DNT Did not track



Doomben QLD Professional

Race 8: BUNDABERG RUM OPEN Handicap - WEIGHTS RAISED 3KG - 1350m

07 September 2024 - 16:07



BRISBANE
RACING CLUB

Track Rating: Good 3, Weather: Fine, Rail Position: +1m Entire

Section				200m				Last 600m	
Field Times				0:12.17 (0:12.17)				0:34.58	
Rank	TAB	Horse/Jockey	Barrier	Top Speed [km/h]	Fastest Section	Margin			Distance Travelled [m]
1	11	PLUNDERING Ron Stewart	8	70.8 1200m	0:10.45 1200m	0:12.07 [2] (0:12.07)	1:17.67		0:34.39
2	4	ROCKRIBBED Emily Lang	11	71.0 1200m	0:10.34 1200m	0:12.43 [1] (0:12.43)	1.54L		0:34.84 -1
3	12	WINSTON SMURFHILL Nikita Beriman	4	68.0 1200m	0:10.66 1200m	0:12.00 [4] (0:12.00)	1.94L		0:34.30 -3
4	6	NED'S GULLY Taylor Marshall	1	67.6 1000m	0:10.81 Overall	0:12.18 [3] (0:12.18)	2.06L		0:34.31 -2
5	5	SECRET PLAN James Orman	3	67.2 1000m	0:10.84 1200m	0:11.91 [6] (0:11.91)	2.14L		0:33.99 -3
6	3	EXCELLADUS Ryan Maloney	9	67.7 1200m	0:10.70 1200m	0:12.27 [5] (0:12.27)	4.24L		0:34.67 +0
7	8	MISSISSIPPI PRINCE Samantha Collett	2	66.8 1000m	0:10.93 Overall	0:12.00 [8] (0:12.00)	4.74L		0:34.45 +0
8	1	BONAPARTE Cody Collis	10	66.9 1200m	0:10.90 1200m	0:12.07 [7] (0:12.07)	5.08L		0:34.18 -3
9	2	IRISH SONGS Boris Thornton	7	68.6 800m	0:10.95 1200m	0:13.38 [9] (0:13.38)	15.9L		0:36.12 +3

Scratched: Atmosphere (#9), En Pointe (#10), Shopping Esprit (#7)



Horse/Jockey Name	Plundering
Final Rank	1
Fastest Section Time (Section)	0:10.45 (1200m)
Top Speed [km/h] (Section)	70.8 (1200m)
Race State	Finished



Doomben QLD Professional
 Race 8: BUNDABERG RUM OPEN Handicap - WEIGHTS
 RAISED 3KG - 1350m

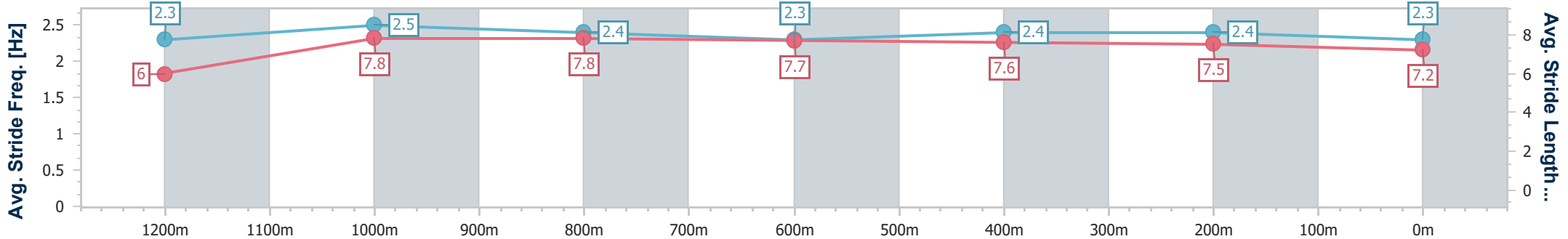
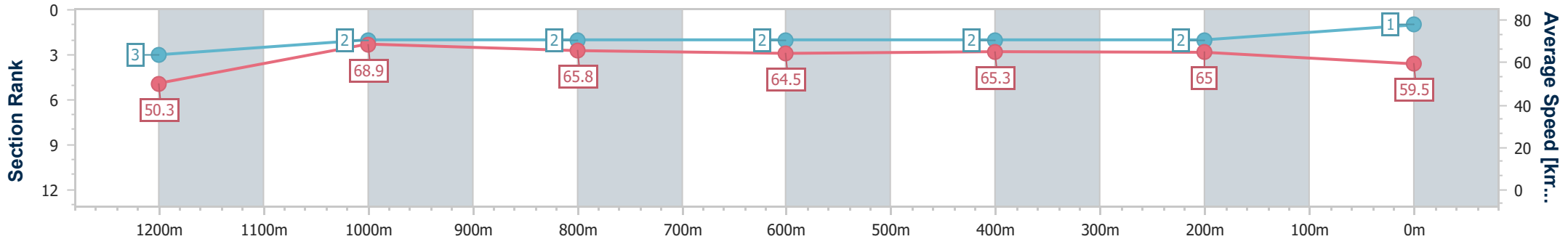
07 September 2024 - 16:07

Track Rating: Good 3, Weather: Fine, Rail Position: +1m Entire



BRISBANE
 RACING CLUB

Section	Overall	1200m	1000m	800m	600m	400m	200m
Section Times	1:17.67 [1] (0:10.74)	1:06.93 [3] (0:10.45)	0:56.48 [2] (0:10.93)	0:45.55 [2] (0:11.16)	0:34.39 [2] (0:11.15)	0:23.24 [2] (0:11.17)	0:12.07 [2] (0:12.07)
Average Speed [km/h]	50.3	68.9	65.8	64.5	65.3	65.0	59.5
Top Speed [km/h]	67.5	70.8	67.4	65.9	67.0	65.4	64.0
Avg. Dist. to Rail [m]	6.0	0.9	1.2	0.5	1.9	3.1	3.8
Avg. Stride Freq. [Hz]	2.3	2.5	2.4	2.3	2.4	2.4	2.3
Avg. Stride Length [m]	6.0	7.8	7.8	7.7	7.6	7.5	7.2



- [] Ranking at each section and finish
- .-.- No data available at this section
- NA No data available



Horse/Jockey Name	Rockribbed
Final Rank	2
Fastest Section Time (Section)	0:10.34 (1200m)
Top Speed [km/h] (Section)	71.0 (1200m)
Race State	Finished

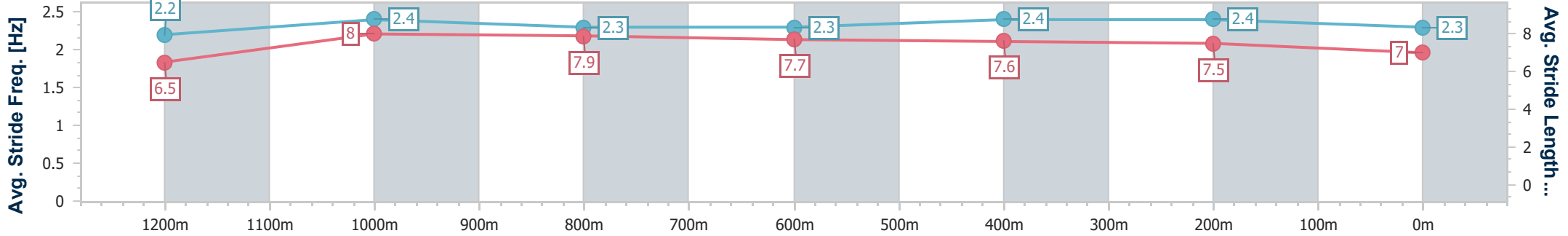
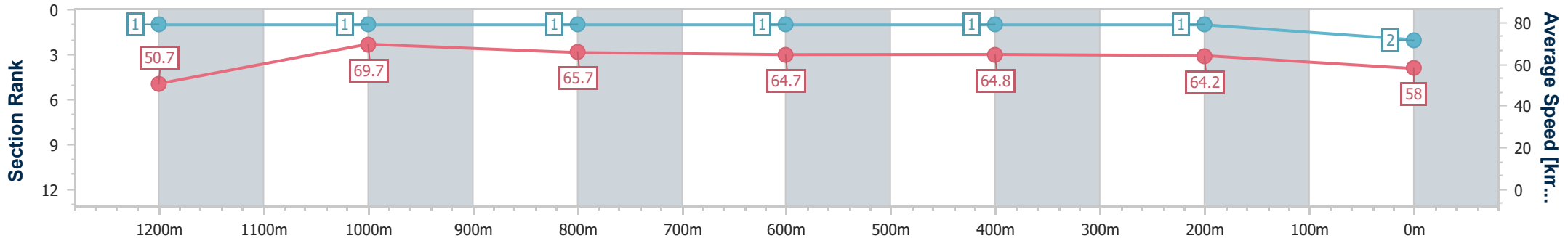


Doomben QLD Professional
Race 8: BUNDABERG RUM OPEN Handicap - WEIGHTS
RAISED 3KG - 1350m
 07 September 2024 - 16:07
 Track Rating: Good 3, Weather: Fine, Rail Position: +1m Entire



BRISBANE
RACING CLUB

Section	Overall	1200m	1000m	800m	600m	400m	200m
Section Times	1:17.93 [2] (0:10.65)	1:07.28 [1] (0:10.34)	0:56.94 [1] (0:10.94)	0:46.00 [1] (0:11.16)	0:34.84 [1] (0:11.17)	0:23.67 [1] (0:11.24)	0:12.43 [1] (0:12.43)
Average Speed [km/h]	50.7	69.7	65.7	64.7	64.8	64.2	58.0
Top Speed [km/h]	69.9	71.0	67.3	65.3	65.9	65.9	62.4
Avg. Dist. to Rail [m]	8.6	1.7	0.7	0.8	1.6	1.0	0.6
Avg. Stride Freq. [Hz]	2.2	2.4	2.3	2.3	2.4	2.4	2.3
Avg. Stride Length [m]	6.5	8.0	7.9	7.7	7.6	7.5	7.0



- [] Ranking at each section and finish
- .-.- No data available at this section
- NA No data available



Horse/Jockey Name	Winston Smurfhill
Final Rank	3
Fastest Section Time (Section)	0:10.66 (1200m)
Top Speed [km/h] (Section)	68.0 (1200m)
Race State	Finished

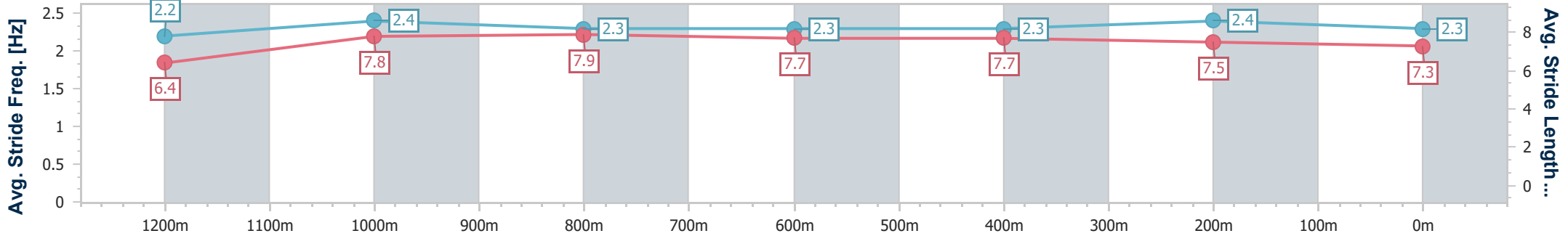
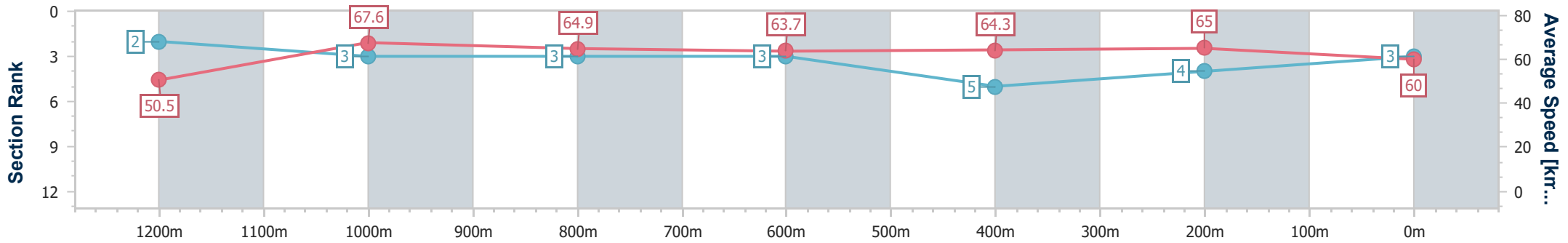


Doomben QLD Professional
Race 8: BUNDABERG RUM OPEN Handicap - WEIGHTS
RAISED 3KG - 1350m
 07 September 2024 - 16:07
 Track Rating: Good 3, Weather: Fine, Rail Position: +1m Entire



BRISBANE
RACING CLUB

Section	Overall	1200m	1000m	800m	600m	400m	200m
Section Times	1:18.00 [3] (0:10.69)	1:07.31 [2] (0:10.66)	0:56.65 [3] (0:11.07)	0:45.58 [3] (0:11.28)	0:34.30 [3] (0:11.25)	0:23.05 [5] (0:11.05)	0:12.00 [4] (0:12.00)
Average Speed [km/h]	50.5	67.6	64.9	63.7	64.3	65.0	60.0
Top Speed [km/h]	66.4	68.0	67.7	66.0	65.6	66.2	64.3
Avg. Dist. to Rail [m]	4.6	1.8	1.2	0.1	0.3	1.1	2.6
Avg. Stride Freq. [Hz]	2.2	2.4	2.3	2.3	2.3	2.4	2.3
Avg. Stride Length [m]	6.4	7.8	7.9	7.7	7.7	7.5	7.3



- [] Ranking at each section and finish
- .-.- No data available at this section
- NA No data available



Horse/Jockey Name	Ned's Gully
Final Rank	4
Fastest Section Time (Section)	0:10.81 (Overall)
Top Speed [km/h] (Section)	67.6 (1000m)
Race State	Finished



Doomben QLD Professional
Race 8: BUNDABERG RUM OPEN Handicap - WEIGHTS
RAISED 3KG - 1350m

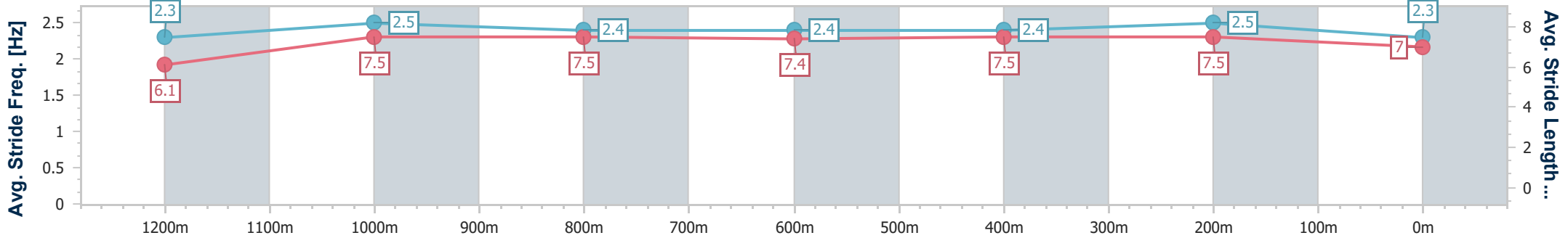
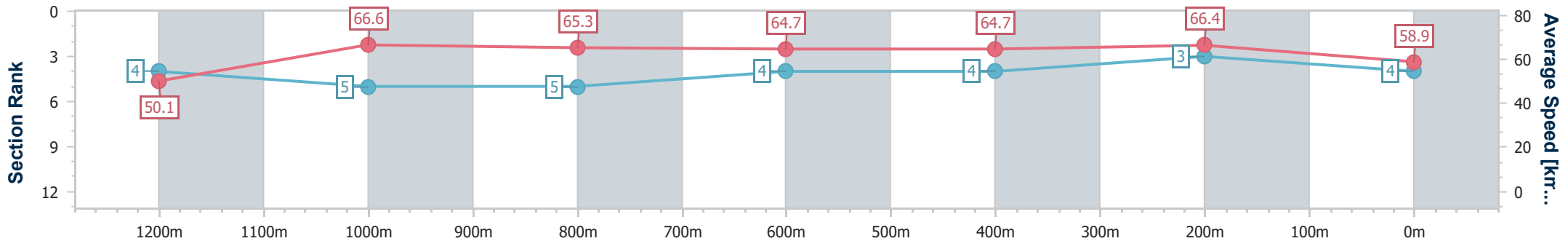
07 September 2024 - 16:07

Track Rating: Good 3, Weather: Fine, Rail Position: +1m Entire



BRISBANE
RACING CLUB

Section	Overall	1200m	1000m	800m	600m	400m	200m
Section Times	1:18.02 [4] (0:10.81)	1:07.21 [4] (0:10.81)	0:56.40 [5] (0:11.01)	0:45.39 [5] (0:11.08)	0:34.31 [4] (0:11.22)	0:23.09 [4] (0:10.91)	0:12.18 [3] (0:12.18)
Average Speed [km/h]	50.1	66.6	65.3	64.7	64.7	66.4	58.9
Top Speed [km/h]	66.2	67.6	67.6	65.6	65.7	67.2	64.0
Avg. Dist. to Rail [m]	1.8	0.9	0.8	0.6	1.5	3.1	4.5
Avg. Stride Freq. [Hz]	2.3	2.5	2.4	2.4	2.4	2.5	2.3
Avg. Stride Length [m]	6.1	7.5	7.5	7.4	7.5	7.5	7.0



- [] Ranking at each section and finish
- .-.- No data available at this section
- NA No data available



Horse/Jockey Name	Secret Plan
Final Rank	5
Fastest Section Time (Section)	0:10.84 (1200m)
Top Speed [km/h] (Section)	67.2 (1000m)
Race State	Finished



Doomben QLD Professional
 Race 8: BUNDABERG RUM OPEN Handicap - WEIGHTS
 RAISED 3KG - 1350m

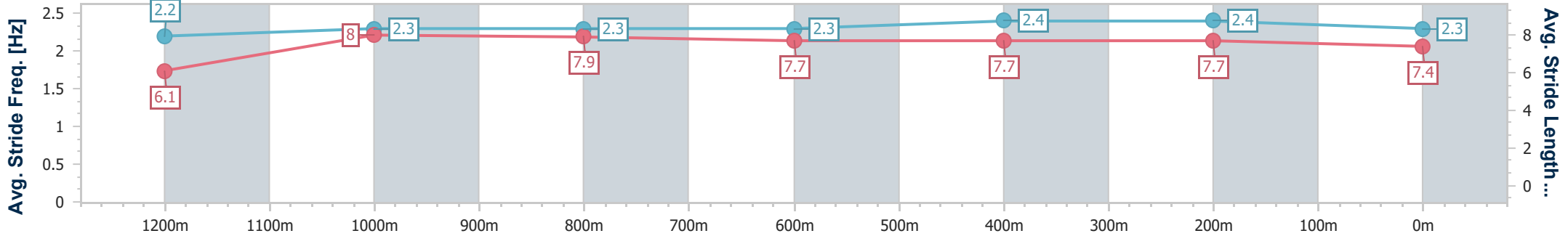
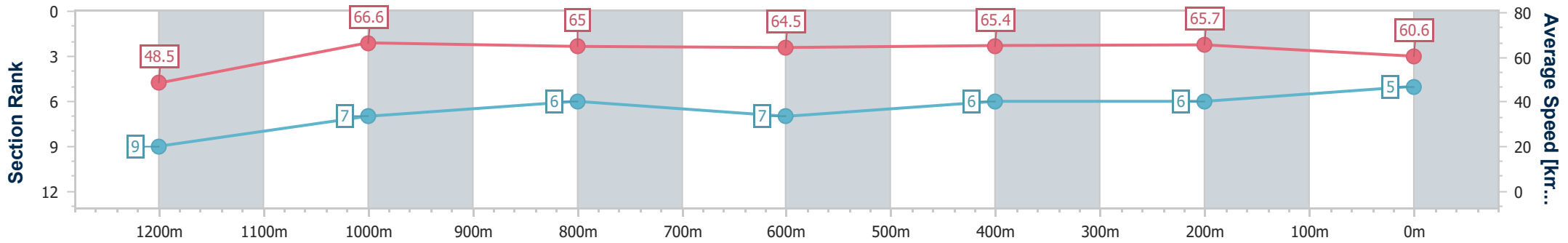
07 September 2024 - 16:07

Track Rating: Good 3, Weather: Fine, Rail Position: +1m Entire



BRISBANE
 RACING CLUB

Section	Overall	1200m	1000m	800m	600m	400m	200m
Section Times	1:18.03 [5] (0:11.11)	1:06.92 [9] (0:10.84)	0:56.08 [7] (0:10.98)	0:45.10 [6] (0:11.11)	0:33.99 [7] (0:11.10)	0:22.89 [6] (0:10.98)	0:11.91 [6] (0:11.91)
Average Speed [km/h]	48.5	66.6	65.0	64.5	65.4	65.7	60.6
Top Speed [km/h]	66.0	67.2	67.2	67.1	67.1	66.9	64.2
Avg. Dist. to Rail [m]	3.3	1.4	2.1	1.0	1.0	3.8	5.1
Avg. Stride Freq. [Hz]	2.2	2.3	2.3	2.3	2.4	2.4	2.3
Avg. Stride Length [m]	6.1	8.0	7.9	7.7	7.7	7.7	7.4



- [] Ranking at each section and finish
- .-.- No data available at this section
- NA No data available



Horse/Jockey Name	Excelladus
Final Rank	6
Fastest Section Time (Section)	0:10.70 (1200m)
Top Speed [km/h] (Section)	67.7 (1200m)
Race State	Finished

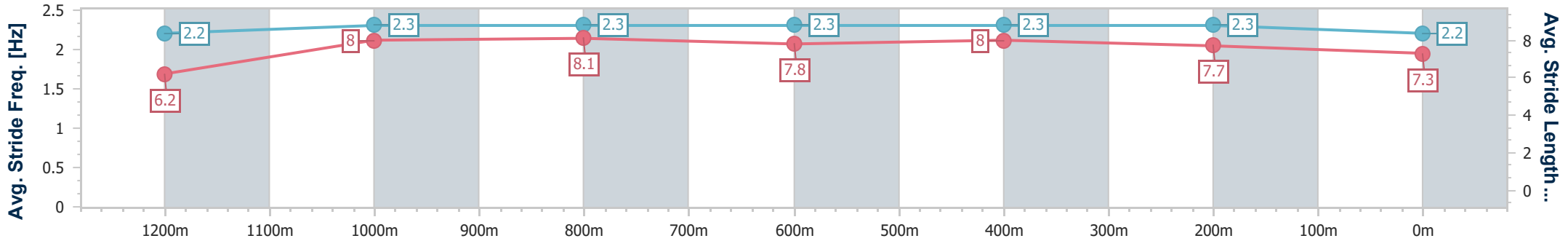
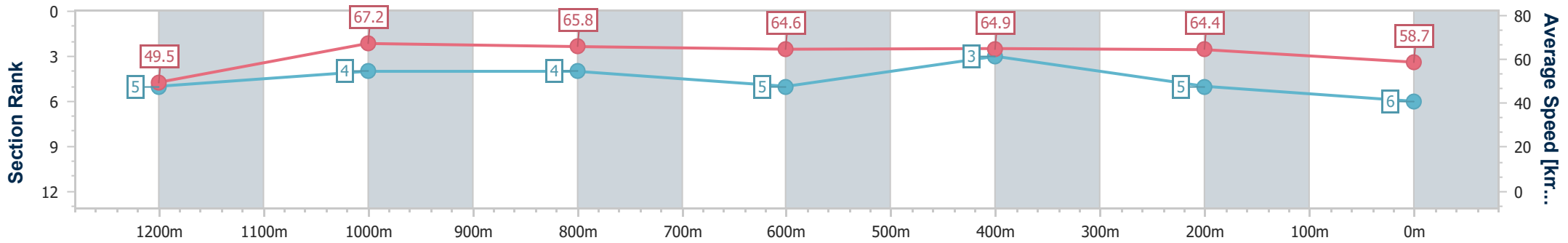


Doomben QLD Professional
Race 8: BUNDABERG RUM OPEN Handicap - WEIGHTS
RAISED 3KG - 1350m
 07 September 2024 - 16:07
 Track Rating: Good 3, Weather: Fine, Rail Position: +1m Entire



BRISBANE
RACING CLUB

Section	Overall	1200m	1000m	800m	600m	400m	200m
Section Times	1:18.39 [6] (0:10.91)	1:07.48 [5] (0:10.70)	0:56.78 [4] (0:10.96)	0:45.82 [4] (0:11.15)	0:34.67 [5] (0:11.19)	0:23.48 [3] (0:11.21)	0:12.27 [5] (0:12.27)
Average Speed [km/h]	49.5	67.2	65.8	64.6	64.9	64.4	58.7
Top Speed [km/h]	65.4	67.7	67.1	66.4	66.7	65.8	63.4
Avg. Dist. to Rail [m]	6.8	0.9	0.8	0.7	1.5	3.2	5.6
Avg. Stride Freq. [Hz]	2.2	2.3	2.3	2.3	2.3	2.3	2.2
Avg. Stride Length [m]	6.2	8.0	8.1	7.8	8.0	7.7	7.3



- [] Ranking at each section and finish
- .-.- No data available at this section
- NA No data available



Horse/Jockey Name	Mississippi Prince
Final Rank	7
Fastest Section Time (Section)	0:10.93 (Overall)
Top Speed [km/h] (Section)	66.8 (1000m)
Race State	Finished

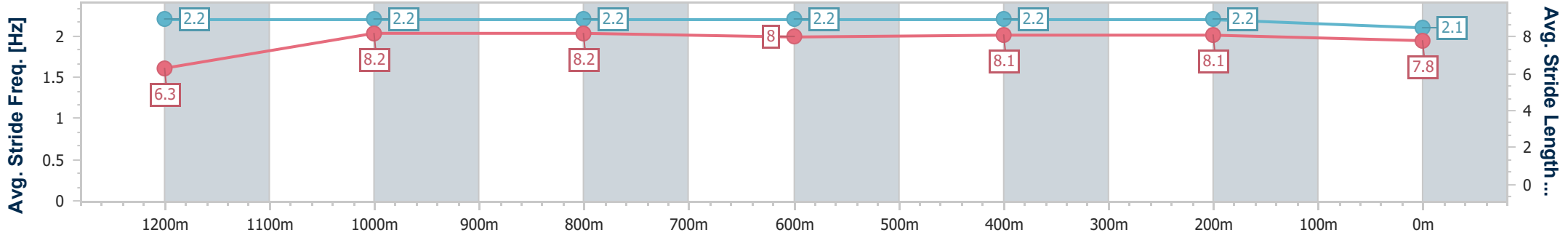
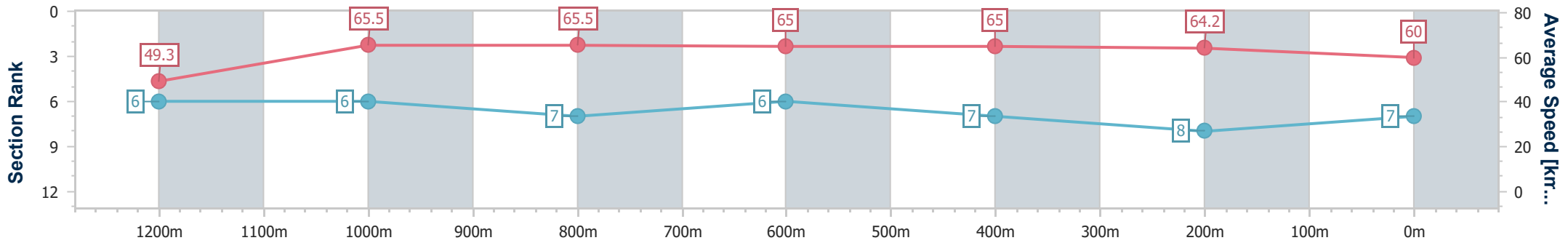


Doomben QLD Professional
Race 8: BUNDABERG RUM OPEN Handicap - WEIGHTS
RAISED 3KG - 1350m
 07 September 2024 - 16:07
 Track Rating: Good 3, Weather: Fine, Rail Position: +1m Entire



BRISBANE
RACING CLUB

Section	Overall	1200m	1000m	800m	600m	400m	200m
Section Times	1:18.48 [7] (0:10.93)	1:07.55 [6] (0:10.99)	0:56.56 [6] (0:11.01)	0:45.55 [7] (0:11.10)	0:34.45 [6] (0:11.20)	0:23.25 [7] (0:11.25)	0:12.00 [8] (0:12.00)
Average Speed [km/h]	49.3	65.5	65.5	65.0	65.0	64.2	60.0
Top Speed [km/h]	66.0	66.7	66.8	66.0	65.6	64.9	62.9
Avg. Dist. to Rail [m]	3.5	0.7	0.2	0.7	2.0	3.4	5.2
Avg. Stride Freq. [Hz]	2.2	2.2	2.2	2.2	2.2	2.2	2.1
Avg. Stride Length [m]	6.3	8.2	8.2	8.0	8.1	8.1	7.8



- [] Ranking at each section and finish
- .-.- No data available at this section
- NA No data available



Horse/Jockey Name	Bonaparte
Final Rank	8
Fastest Section Time (Section)	0:10.90 (1200m)
Top Speed [km/h] (Section)	66.9 (1200m)
Race State	Finished



Doomben QLD Professional
 Race 8: BUNDABERG RUM OPEN Handicap - WEIGHTS
 RAISED 3KG - 1350m

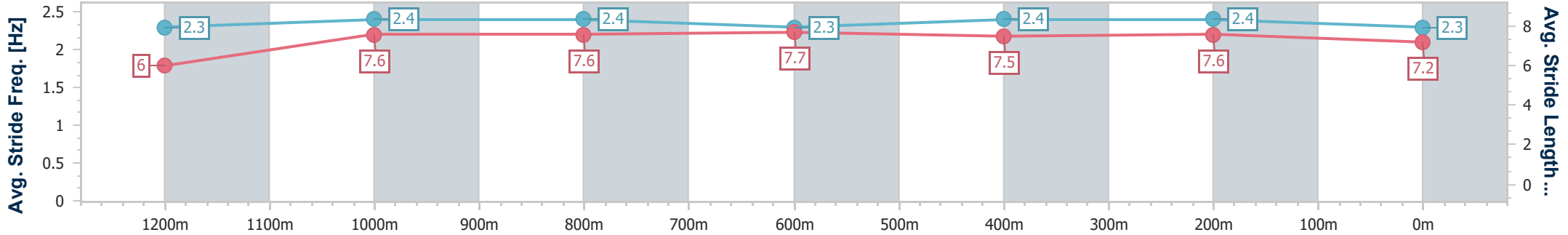
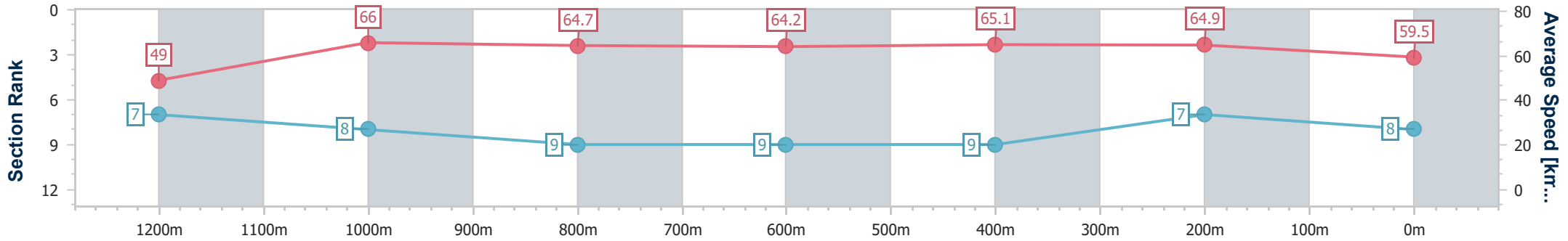
07 September 2024 - 16:07

Track Rating: Good 3, Weather: Fine, Rail Position: +1m Entire



BRISBANE
 RACING CLUB

Section	Overall	1200m	1000m	800m	600m	400m	200m
Section Times	1:18.53 [8] (0:11.05)	1:07.48 [7] (0:10.90)	0:56.58 [8] (0:11.18)	0:45.40 [9] (0:11.22)	0:34.18 [9] (0:11.00)	0:23.18 [9] (0:11.11)	0:12.07 [7] (0:12.07)
Average Speed [km/h]	49.0	66.0	64.7	64.2	65.1	64.9	59.5
Top Speed [km/h]	65.0	66.9	66.0	66.9	66.5	65.8	62.6
Avg. Dist. to Rail [m]	7.9	1.0	0.6	0.6	1.0	1.9	3.8
Avg. Stride Freq. [Hz]	2.3	2.4	2.4	2.3	2.4	2.4	2.3
Avg. Stride Length [m]	6.0	7.6	7.6	7.7	7.5	7.6	7.2



- [] Ranking at each section and finish
- .-.- No data available at this section
- NA No data available



Horse/Jockey Name	Irish Songs
Final Rank	9
Fastest Section Time (Section)	0:10.95 (1200m)
Top Speed [km/h] (Section)	68.6 (800m)
Race State	Finished



Doomben QLD Professional
 Race 8: BUNDABERG RUM OPEN Handicap - WEIGHTS
 RAISED 3KG - 1350m

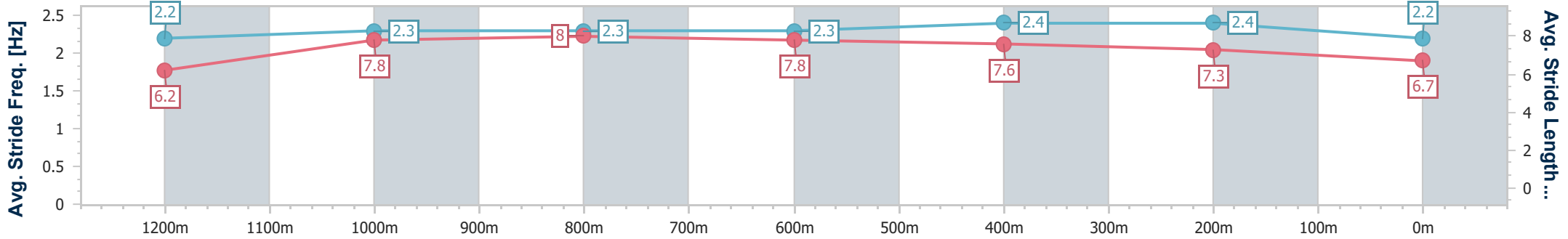
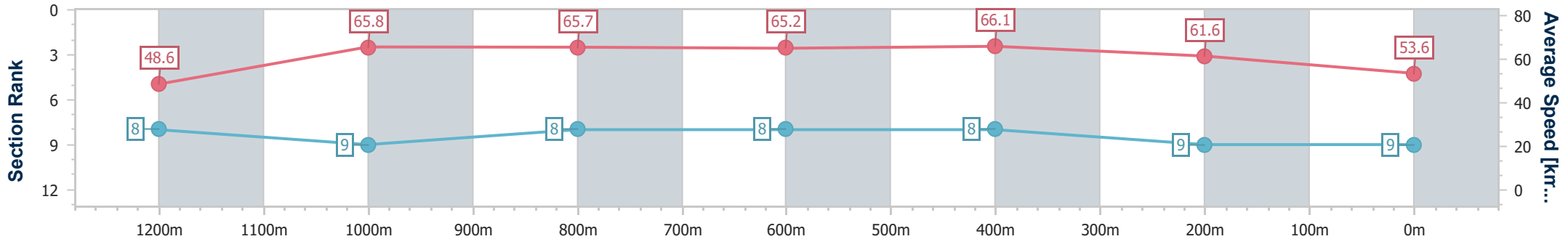
07 September 2024 - 16:07

Track Rating: Good 3, Weather: Fine, Rail Position: +1m Entire



BRISBANE
 RACING CLUB

Section	Overall	1200m	1000m	800m	600m	400m	200m
Section Times	1:20.37 [9] (0:11.10)	1:09.27 [8] (0:10.95)	0:58.32 [9] (0:10.98)	0:47.34 [8] (0:11.22)	0:36.12 [8] (0:11.04)	0:25.08 [8] (0:11.70)	0:13.38 [9] (0:13.38)
Average Speed [km/h]	48.6	65.8	65.7	65.2	66.1	61.6	53.6
Top Speed [km/h]	65.4	66.8	67.6	68.6	68.5	64.1	59.0
Avg. Dist. to Rail [m]	4.5	0.4	0.6	2.9	2.7	0.9	0.7
Avg. Stride Freq. [Hz]	2.2	2.3	2.3	2.3	2.4	2.4	2.2
Avg. Stride Length [m]	6.2	7.8	8.0	7.8	7.6	7.3	6.7



- [] Ranking at each section and finish
- .-.- No data available at this section
- NA No data available