



Doomben QLD Professional

Race 9: EUREKA STUD BENCHMARK 78 Handicap - 1600m

07 September 2024 - 16:44



BRISBANE
RACING CLUB

Track Rating: Good 3, Weather: Fine, Rail Position: +1m Entire

Section		Overall	1400m	1200m	1000m	800m	600m	400m	Last 600m				
Field Times		1:36.09 (0:14.14)	1:21.95 (0:11.53)	1:10.42 (0:11.42)	0:59.00 (0:12.13)	0:46.87 (0:12.14)	0:34.73 (0:11.65)	0:23.08 (0:11.28)	0:34.73				
Rank	TAB Horse/Jockey	Barrier	Top Speed [km/h]	Fastest Section	Distance Travelled [m]								
1	6 VICTORY WIN Jag Guthmann-Chester	4	64.6 400m	0:11.32 400m	1:36.09 [1] (0:14.18)	1:21.91 [2] (0:11.49)	1:10.42 [1] (0:11.62)	0:58.80 [3] (0:12.25)	0:46.55 [4] (0:12.10)	0:34.45 [3] (0:11.51)	0:22.94 [3] (0:11.32)	0:34.45	
2	7 CENTRESTONE Ron Stewart	7	65.2 400m	0:11.19 400m	1:36.21 [2] (0:14.14)	1:22.07 [1] (0:11.81)	1:10.26 [4] (0:11.42)	0:58.84 [4] (0:12.16)	0:46.68 [3] (0:12.14)	0:34.54 [4] (0:11.43)	0:23.11 [2] (0:11.19)	0:34.54	+6
3	3 HYDE Ryan Maloney	5	65.7 400m	0:11.12 400m	1:36.22 [3] (0:14.44)	1:21.78 [7] (0:11.74)	1:10.04 [6] (0:11.52)	0:58.52 [6] (0:12.12)	0:46.40 [5] (0:11.97)	0:34.43 [5] (0:11.46)	0:22.97 [4] (0:11.12)	0:34.43	+6
4	4 SIZZLING GAL Cody Collis	11	66.1 400m	0:11.14 400m	1:36.35 [4] (0:14.43)	1:21.92 [6] (0:11.93)	1:09.99 [8] (0:11.64)	0:58.35 [8] (0:12.06)	0:46.29 [7] (0:12.01)	0:34.28 [8] (0:11.55)	0:22.73 [9] (0:11.14)	0:34.28	+9
5	8 PATMOS ISLAND Marnu Potgieter	3	65.2 400m	0:11.24 400m	1:36.45 [5] (0:14.33)	1:22.12 [4] (0:11.68)	1:10.44 [5] (0:11.51)	0:58.93 [5] (0:12.31)	0:46.62 [6] (0:12.07)	0:34.55 [7] (0:11.48)	0:23.07 [7] (0:11.24)	0:34.55	+1
6	9 WHISKY DREAM Cejay Graham	9	64.0 Overall	0:11.41 1200m	1:36.53 [6] (0:14.19)	1:22.34 [3] (0:11.49)	1:10.85 [2] (0:11.41)	0:59.44 [1] (0:12.13)	0:47.31 [1] (0:12.14)	0:35.17 [1] (0:11.65)	0:23.52 [1] (0:11.44)	0:35.17	+1
7	10 START STRUTTING Melea Castle	12	66.4 400m	0:11.08 400m	1:36.74 [7] (0:15.09)	1:21.65 [10] (0:11.51)	1:10.14 [9] (0:11.61)	0:58.53 [9] (0:12.12)	0:46.41 [10] (0:11.92)	0:34.49 [10] (0:11.47)	0:23.02 [10] (0:11.08)	0:34.49	+2
8	1 NIKAU SPUR Emily Lang	13	65.4 1200m	0:11.34 400m	1:36.82 [8] (0:14.99)	1:21.83 [9] (0:11.67)	1:10.16 [10] (0:11.59)	0:58.57 [10] (0:11.88)	0:46.69 [9] (0:11.72)	0:34.97 [6] (0:11.47)	0:23.50 [6] (0:11.34)	0:34.97	+11
9	11 THE NEPHEW Andrew Mallyon	1	64.1 400m	0:11.38 400m	1:36.82 [9] (0:14.56)	1:22.26 [8] (0:11.76)	1:10.50 [7] (0:11.54)	0:58.96 [7] (0:12.22)	0:46.74 [8] (0:12.03)	0:34.71 [9] (0:11.43)	0:23.28 [8] (0:11.38)	0:34.71	+0
10	5 HELEVA DEEL Angela Jones	10	65.0 1400m	0:11.37 1200m	1:37.27 [10] (0:14.40)	1:22.87 [5] (0:11.40)	1:11.47 [3] (0:11.37)	1:00.10 [2] (0:12.11)	0:47.99 [2] (0:12.21)	0:35.78 [2] (0:11.80)	0:23.98 [5] (0:11.59)	0:35.78	+9

Scratched: Tannenburg (#13), Divine Purpose (#14), Sailor (#2), Spitfire (#12)

[] Ranking at each section and finish
 -:-:- No data available at this section
 NA No data available

SCN Saddle cloth number
 DNF Did not finish
 DNT Did not track



Doomben QLD Professional

Race 9: EUREKA STUD BENCHMARK 78 Handicap - 1600m

07 September 2024 - 16:44



BRISBANE
RACING CLUB

Track Rating: Good 3, Weather: Fine, Rail Position: +1m Entire

Section							200m			Last 600m
Field Times							0:11.80			0:34.73
							(0:11.80)			
Rank	TAB	Horse/Jockey	Barrier	Top Speed [km/h]	Fastest Section	Margin			Distance Travelled [m]	
1	6	VICTORY WIN	4	64.6	0:11.32	0:11.62 [4]	1:36.09		0:34.45	
		Jag Guthmann-Chester		400m	400m	(0:11.62)				
2	7	CENTRESTONE	7	65.2	0:11.19	0:11.92 [1]	0.71L		0:34.54 +6	
		Ron Stewart		400m	400m	(0:11.92)				
3	3	HYDE	5	65.7	0:11.12	0:11.85 [2]	0.79L		0:34.43 +6	
		Ryan Maloney		400m	400m	(0:11.85)				
4	4	SIZZLING GAL	11	66.1	0:11.14	0:11.59 [7]	1.56L		0:34.28 +9	
		Cody Collis		400m	400m	(0:11.59)				
5	8	PATMOS ISLAND	3	65.2	0:11.24	0:11.83 [5]	2.17L		0:34.55 +1	
		Marnu Potgieter		400m	400m	(0:11.83)				
6	9	WHISKY DREAM	9	64.0	0:11.41	0:12.08 [3]	2.61L		0:35.17 +1	
		Cejay Graham		Overall	1200m	(0:12.08)				
7	10	START STRUTTING	12	66.4	0:11.08	0:11.94 [8]	3.86L		0:34.49 +2	
		Melea Castle		400m	400m	(0:11.94)				
8	1	NIKAU SPUR	13	65.4	0:11.34	0:12.16 [6]	4.31L		0:34.97 +11	
		Emily Lang		1200m	400m	(0:12.16)				
9	11	THE NEPHEW	1	64.1	0:11.38	0:11.90 [10]	4.33L		0:34.71 +0	
		Andrew Mallyon		400m	400m	(0:11.90)				
10	5	HELEVA DEEL	10	65.0	0:11.37	0:12.39 [9]	6.96L		0:35.78 +9	
		Angela Jones		1400m	1200m	(0:12.39)				

Scratched: Tannenburg (#13), Divine Purpose (#14), Sailor (#2), Spitfire (#12)

[] Ranking at each section and finish
 -:-:- No data available at this section
 NA No data available

SCN Saddle cloth number
 DNF Did not finish
 DNT Did not track



Horse/Jockey Name	Victory Win
Final Rank	1
Fastest Section Time (Section)	0:11.32 (400m)
Top Speed [km/h] (Section)	64.6 (400m)
Race State	Finished



Doomben QLD Professional

Race 9: EUREKA STUD BENCHMARK 78 Handicap - 1600m

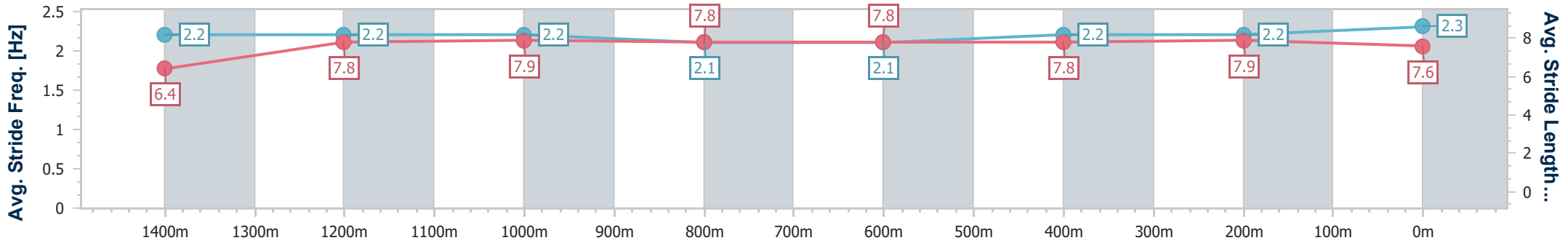
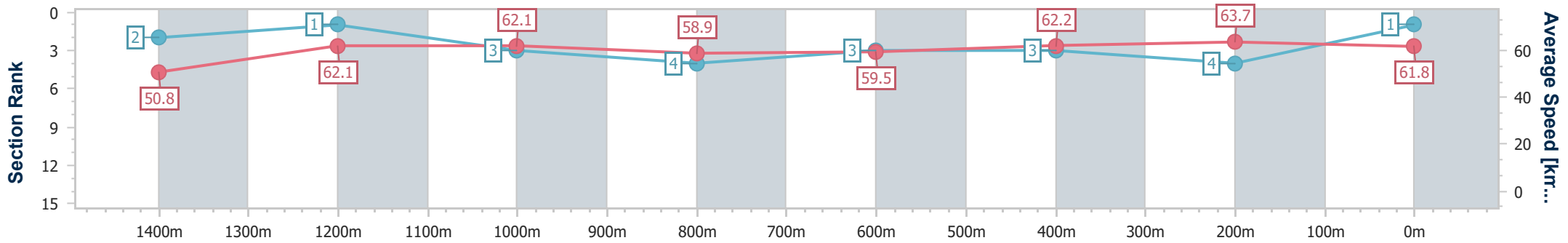
07 September 2024 - 16:44

Track Rating: Good 3, Weather: Fine, Rail Position: +1m Entire



BRISBANE RACING CLUB

Section	Overall	1400m	1200m	1000m	800m	600m	400m	200m
Section Times	1:36.09 [1] (0:14.18)	1:21.91 [2] (0:11.49)	1:10.42 [1] (0:11.62)	0:58.80 [3] (0:12.25)	0:46.55 [4] (0:12.10)	0:34.45 [3] (0:11.51)	0:22.94 [3] (0:11.32)	0:11.62 [4] (0:11.62)
Average Speed [km/h]	50.8	62.1	62.1	58.9	59.5	62.2	63.7	61.8
Top Speed [km/h]	63.1	62.9	62.8	61.4	61.3	63.3	64.6	64.5
Avg. Dist. to Rail [m]	2.5	0.9	0.5	0.6	0.1	0.7	0.9	0.7
Avg. Stride Freq. [Hz]	2.2	2.2	2.2	2.1	2.1	2.2	2.2	2.3
Avg. Stride Length [m]	6.4	7.8	7.9	7.8	7.8	7.8	7.9	7.6



- [] Ranking at each section and finish
- .-.- No data available at this section
- NA No data available



Horse/Jockey Name	Centrestone
Final Rank	2
Fastest Section Time (Section)	0:11.19 (400m)
Top Speed [km/h] (Section)	65.2 (400m)
Race State	Finished

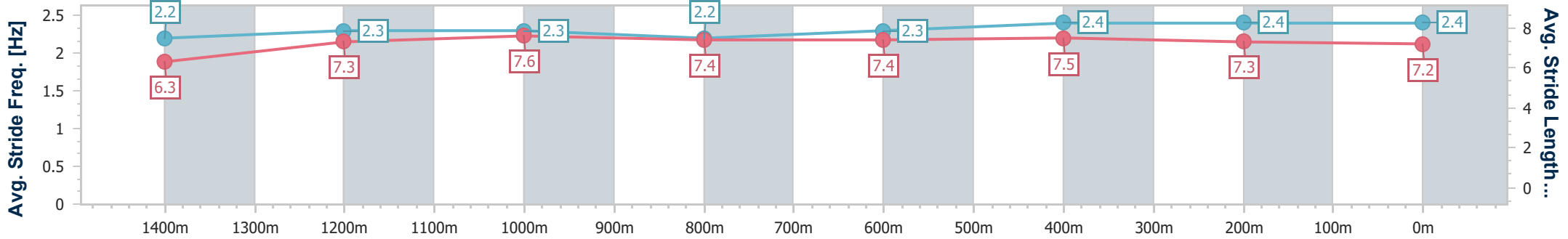
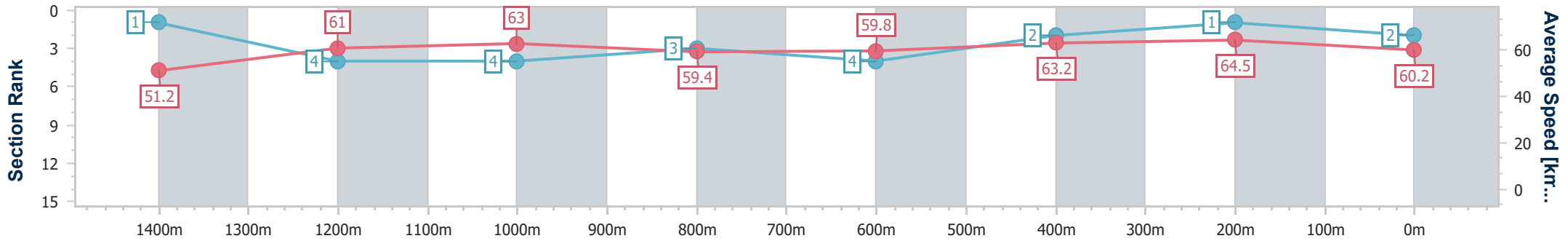


Doomben QLD Professional
Race 9: EUREKA STUD BENCHMARK 78 Handicap - 1600m
 07 September 2024 - 16:44
 Track Rating: Good 3, Weather: Fine, Rail Position: +1m Entire



BRISBANE
RACING CLUB

Section	Overall	1400m	1200m	1000m	800m	600m	400m	200m
Section Times	1:36.21 [2] (0:14.14)	1:22.07 [1] (0:11.81)	1:10.26 [4] (0:11.42)	0:58.84 [4] (0:12.16)	0:46.68 [3] (0:12.14)	0:34.54 [4] (0:11.43)	0:23.11 [2] (0:11.19)	0:11.92 [1] (0:11.92)
Average Speed [km/h]	51.2	61.0	63.0	59.4	59.8	63.2	64.5	60.2
Top Speed [km/h]	63.3	62.5	63.9	61.6	61.7	64.2	65.2	64.3
Avg. Dist. to Rail [m]	3.4	0.3	1.7	1.8	1.4	0.3	1.8	3.1
Avg. Stride Freq. [Hz]	2.2	2.3	2.3	2.2	2.3	2.4	2.4	2.4
Avg. Stride Length [m]	6.3	7.3	7.6	7.4	7.4	7.5	7.3	7.2



- [] Ranking at each section and finish
- .-.- No data available at this section
- NA No data available



Horse/Jockey Name	Hyde
Final Rank	3
Fastest Section Time (Section)	0:11.12 (400m)
Top Speed [km/h] (Section)	65.7 (400m)
Race State	Finished



Doomben QLD Professional

Race 9: EUREKA STUD BENCHMARK 78 Handicap - 1600m

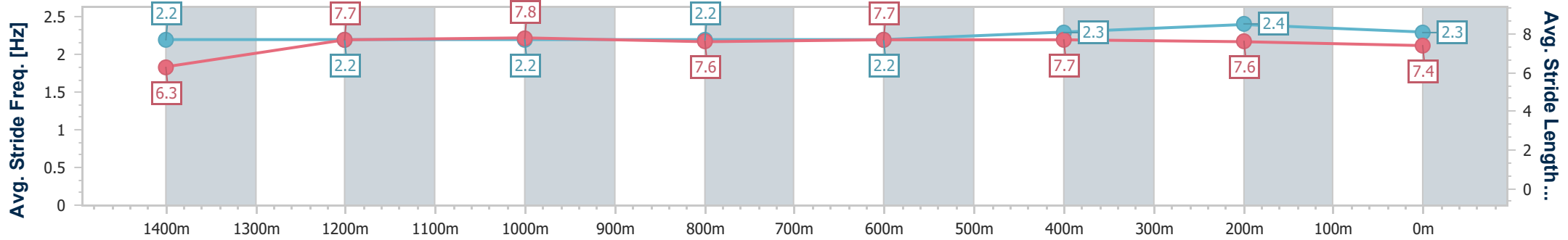
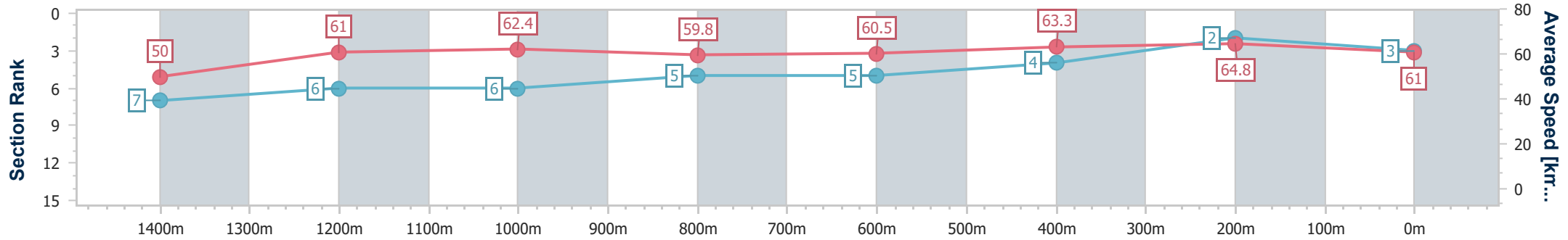
07 September 2024 - 16:44

Track Rating: Good 3, Weather: Fine, Rail Position: +1m Entire



BRISBANE RACING CLUB

Section	Overall	1400m	1200m	1000m	800m	600m	400m	200m
Section Times	1:36.22 [3] (0:14.44)	1:21.78 [7] (0:11.74)	1:10.04 [6] (0:11.52)	0:58.52 [6] (0:12.12)	0:46.40 [5] (0:11.97)	0:34.43 [5] (0:11.46)	0:22.97 [4] (0:11.12)	0:11.85 [2] (0:11.85)
Average Speed [km/h]	50.0	61.0	62.4	59.8	60.5	63.3	64.8	61.0
Top Speed [km/h]	63.4	63.0	63.4	62.5	62.1	64.4	65.7	63.9
Avg. Dist. to Rail [m]	2.3	0.3	1.1	1.4	1.3	1.4	2.5	5.1
Avg. Stride Freq. [Hz]	2.2	2.2	2.2	2.2	2.2	2.3	2.4	2.3
Avg. Stride Length [m]	6.3	7.7	7.8	7.6	7.7	7.7	7.6	7.4



- [] Ranking at each section and finish
- .-.- No data available at this section
- NA No data available



Horse/Jockey Name	Sizzling Gal
Final Rank	4
Fastest Section Time (Section)	0:11.14 (400m)
Top Speed [km/h] (Section)	66.1 (400m)
Race State	Finished

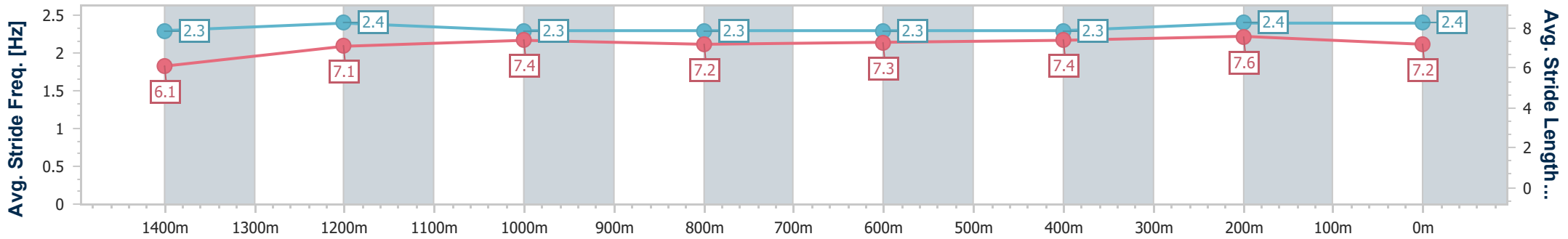
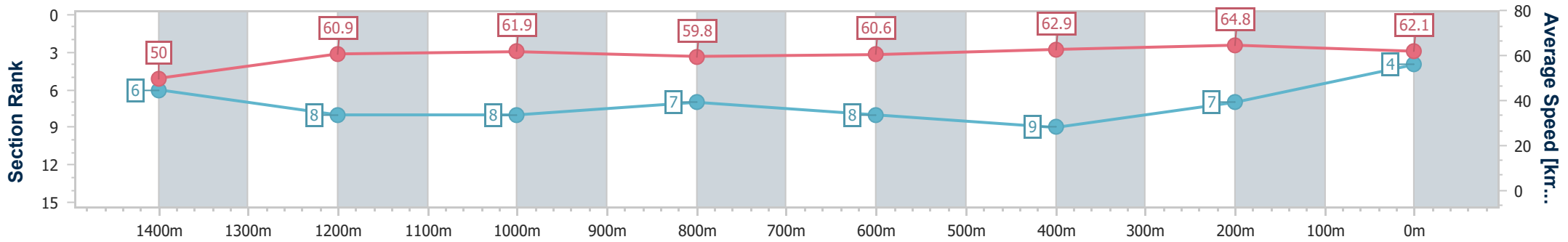


Doomben QLD Professional
Race 9: EUREKA STUD BENCHMARK 78 Handicap - 1600m
 07 September 2024 - 16:44
 Track Rating: Good 3, Weather: Fine, Rail Position: +1m Entire



BRISBANE
RACING CLUB

Section	Overall	1400m	1200m	1000m	800m	600m	400m	200m
Section Times	1:36.35 [4] (0:14.43)	1:21.92 [6] (0:11.93)	1:09.99 [8] (0:11.64)	0:58.35 [8] (0:12.06)	0:46.29 [7] (0:12.01)	0:34.28 [8] (0:11.55)	0:22.73 [9] (0:11.14)	0:11.59 [7]
Average Speed [km/h]	50.0	60.9	61.9	59.8	60.6	62.9	64.8	62.1
Top Speed [km/h]	62.6	62.4	64.3	62.7	62.9	64.7	66.1	64.6
Avg. Dist. to Rail [m]	6.1	0.9	1.6	1.1	1.8	2.1	3.3	5.7
Avg. Stride Freq. [Hz]	2.3	2.4	2.3	2.3	2.3	2.3	2.4	2.4
Avg. Stride Length [m]	6.1	7.1	7.4	7.2	7.3	7.4	7.6	7.2



- [] Ranking at each section and finish
- .-.- No data available at this section
- NA No data available



Horse/Jockey Name	Patmos Island
Final Rank	5
Fastest Section Time (Section)	0:11.24 (400m)
Top Speed [km/h] (Section)	65.2 (400m)
Race State	Finished



Doomben QLD Professional

Race 9: EUREKA STUD BENCHMARK 78 Handicap - 1600m

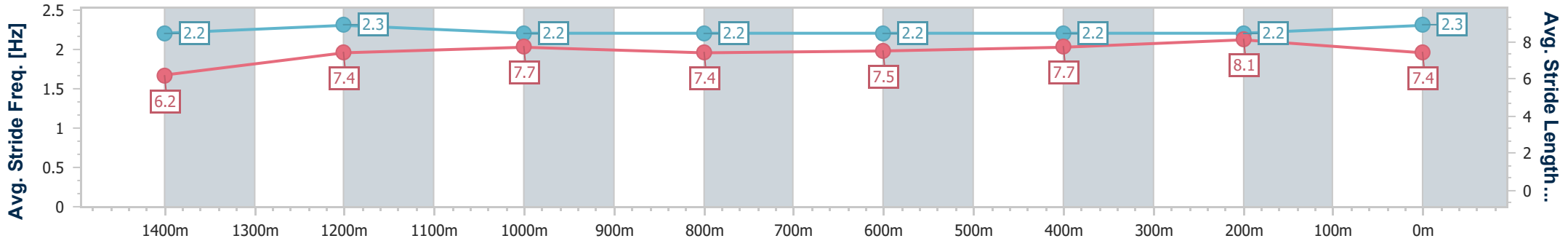
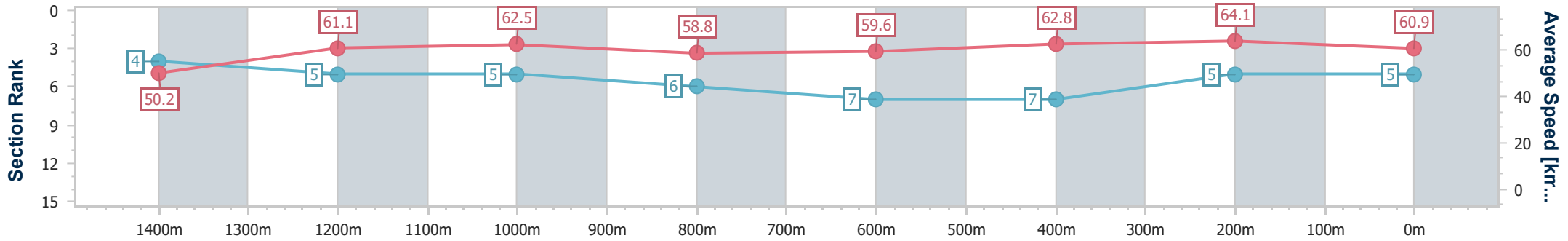
07 September 2024 - 16:44

Track Rating: Good 3, Weather: Fine, Rail Position: +1m Entire



BRISBANE RACING CLUB

Section	Overall	1400m	1200m	1000m	800m	600m	400m	200m
Section Times	1:36.45 [5] (0:14.33)	1:22.12 [4] (0:11.68)	1:10.44 [5] (0:11.51)	0:58.93 [5] (0:12.31)	0:46.62 [6] (0:12.07)	0:34.55 [7] (0:11.48)	0:23.07 [7] (0:11.24)	0:11.83 [5] (0:11.83)
Average Speed [km/h]	50.2	61.1	62.5	58.8	59.6	62.8	64.1	60.9
Top Speed [km/h]	63.4	61.9	63.6	61.8	61.4	64.2	65.2	63.3
Avg. Dist. to Rail [m]	1.1	1.4	0.7	1.2	0.5	0.3	1.8	1.3
Avg. Stride Freq. [Hz]	2.2	2.3	2.2	2.2	2.2	2.2	2.2	2.3
Avg. Stride Length [m]	6.2	7.4	7.7	7.4	7.5	7.7	8.1	7.4



- [] Ranking at each section and finish
- .-.-.- No data available at this section
- NA No data available



Horse/Jockey Name	Whisky Dream
Final Rank	6
Fastest Section Time (Section)	0:11.41 (1200m)
Top Speed [km/h] (Section)	64.0 (Overall)
Race State	Finished



Doomben QLD Professional

Race 9: EUREKA STUD BENCHMARK 78 Handicap - 1600m

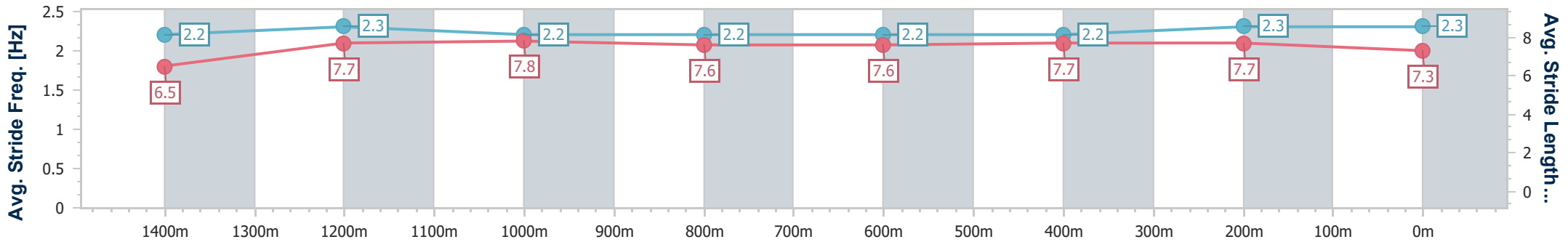
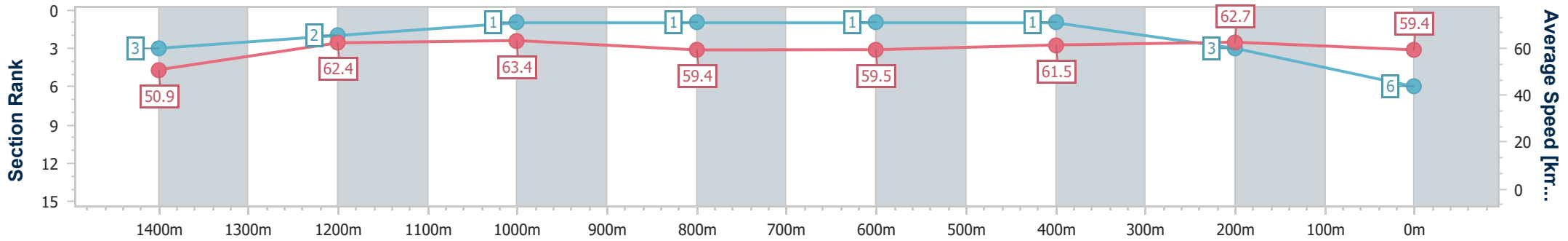
07 September 2024 - 16:44

Track Rating: Good 3, Weather: Fine, Rail Position: +1m Entire



BRISBANE RACING CLUB

Section	Overall	1400m	1200m	1000m	800m	600m	400m	200m
Section Times	1:36.53 [6] (0:14.19)	1:22.34 [3] (0:11.49)	1:10.85 [2] (0:11.41)	0:59.44 [1] (0:12.13)	0:47.31 [1] (0:12.14)	0:35.17 [1] (0:11.65)	0:23.52 [1] (0:11.44)	0:12.08 [3] (0:12.08)
Average Speed [km/h]	50.9	62.4	63.4	59.4	59.5	61.5	62.7	59.4
Top Speed [km/h]	64.0	63.9	63.9	61.9	60.6	62.3	63.2	62.3
Avg. Dist. to Rail [m]	4.5	0.3	0.8	1.1	0.4	0.9	1.9	1.7
Avg. Stride Freq. [Hz]	2.2	2.3	2.2	2.2	2.2	2.2	2.3	2.3
Avg. Stride Length [m]	6.5	7.7	7.8	7.6	7.6	7.7	7.7	7.3



- [] Ranking at each section and finish
- .-.-.- No data available at this section
- NA No data available



Horse/Jockey Name	Start Strutting
Final Rank	7
Fastest Section Time (Section)	0:11.08 (400m)
Top Speed [km/h] (Section)	66.4 (400m)
Race State	Finished



Doomben QLD Professional

Race 9: EUREKA STUD BENCHMARK 78 Handicap - 1600m

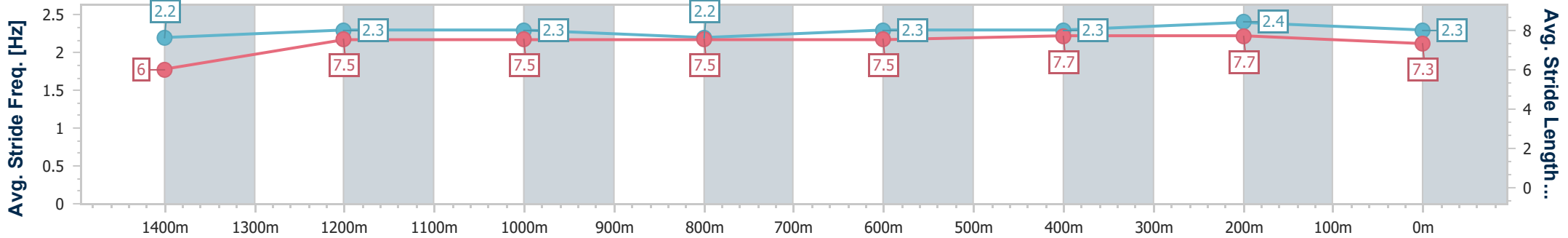
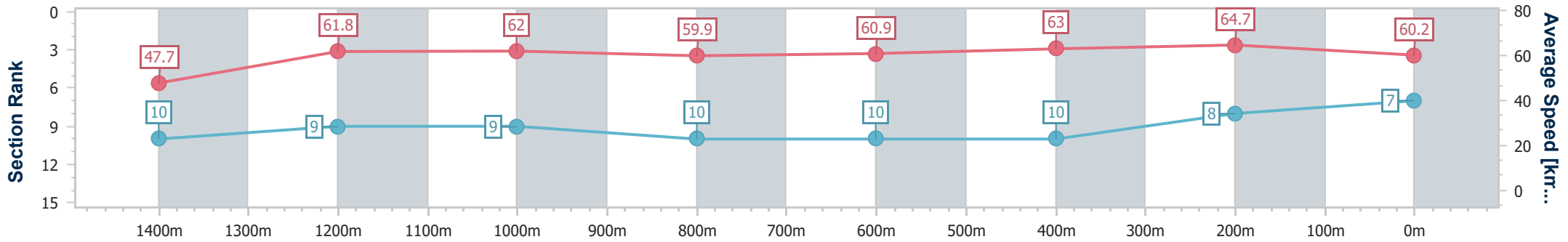
07 September 2024 - 16:44

Track Rating: Good 3, Weather: Fine, Rail Position: +1m Entire



BRISBANE RACING CLUB

Section	Overall	1400m	1200m	1000m	800m	600m	400m	200m
Section Times	1:36.74 [7] (0:15.09)	1:21.65 [10] (0:11.51)	1:10.14 [9] (0:11.61)	0:58.53 [9] (0:12.12)	0:46.41 [10] (0:11.92)	0:34.49 [10] (0:11.47)	0:23.02 [10] (0:11.08)	0:11.94 [8] (0:11.94)
Average Speed [km/h]	47.7	61.8	62.0	59.9	60.9	63.0	64.7	60.2
Top Speed [km/h]	63.8	64.6	65.1	64.2	63.0	64.1	66.4	63.8
Avg. Dist. to Rail [m]	3.6	1.6	1.5	2.3	1.9	0.9	1.6	2.3
Avg. Stride Freq. [Hz]	2.2	2.3	2.3	2.2	2.3	2.3	2.4	2.3
Avg. Stride Length [m]	6.0	7.5	7.5	7.5	7.5	7.7	7.7	7.3



- [] Ranking at each section and finish
- .-.- No data available at this section
- NA No data available



Horse/Jockey Name	Nikau Spur
Final Rank	8
Fastest Section Time (Section)	0:11.34 (400m)
Top Speed [km/h] (Section)	65.4 (1200m)
Race State	Finished



Doomben QLD Professional

Race 9: EUREKA STUD BENCHMARK 78 Handicap - 1600m

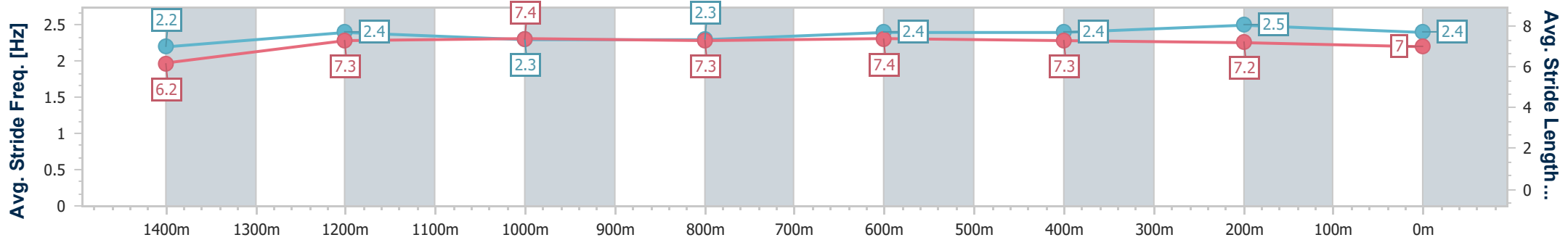
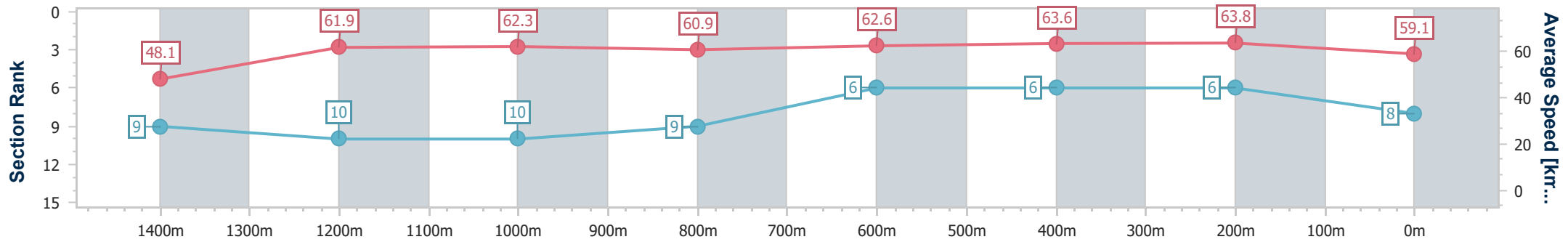
07 September 2024 - 16:44

Track Rating: Good 3, Weather: Fine, Rail Position: +1m Entire



BRISBANE RACING CLUB

Section	Overall	1400m	1200m	1000m	800m	600m	400m	200m
Section Times	1:36.82 [8] (0:14.99)	1:21.83 [9] (0:11.67)	1:10.16 [10] (0:11.59)	0:58.57 [10] (0:11.88)	0:46.69 [9] (0:11.72)	0:34.97 [6] (0:11.47)	0:23.50 [6] (0:11.34)	0:12.16 [6] (0:12.16)
Average Speed [km/h]	48.1	61.9	62.3	60.9	62.6	63.6	63.8	59.1
Top Speed [km/h]	63.2	65.0	65.4	64.3	63.7	64.6	64.9	62.7
Avg. Dist. to Rail [m]	5.4	0.8	2.0	2.8	2.8	2.6	3.5	5.1
Avg. Stride Freq. [Hz]	2.2	2.4	2.3	2.3	2.4	2.4	2.5	2.4
Avg. Stride Length [m]	6.2	7.3	7.4	7.3	7.4	7.3	7.2	7.0



- [] Ranking at each section and finish
- .-.- No data available at this section
- NA No data available



Horse/Jockey Name	The Nephew
Final Rank	9
Fastest Section Time (Section)	0:11.38 (400m)
Top Speed [km/h] (Section)	64.1 (400m)
Race State	Finished



Doomben QLD Professional

Race 9: EUREKA STUD BENCHMARK 78 Handicap - 1600m

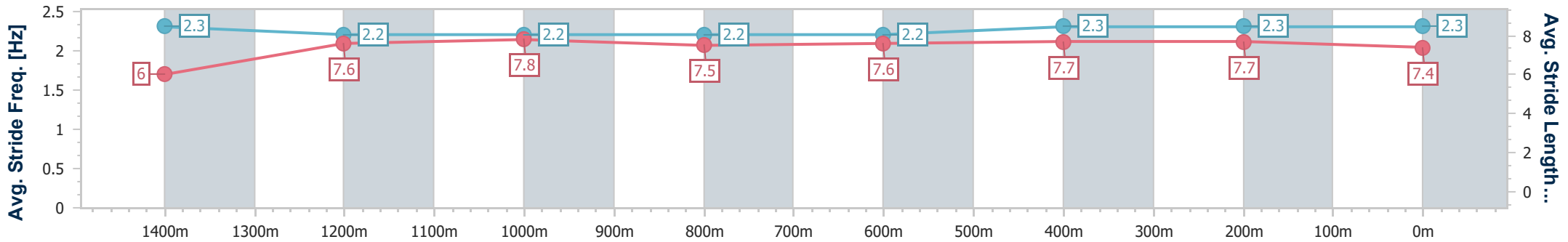
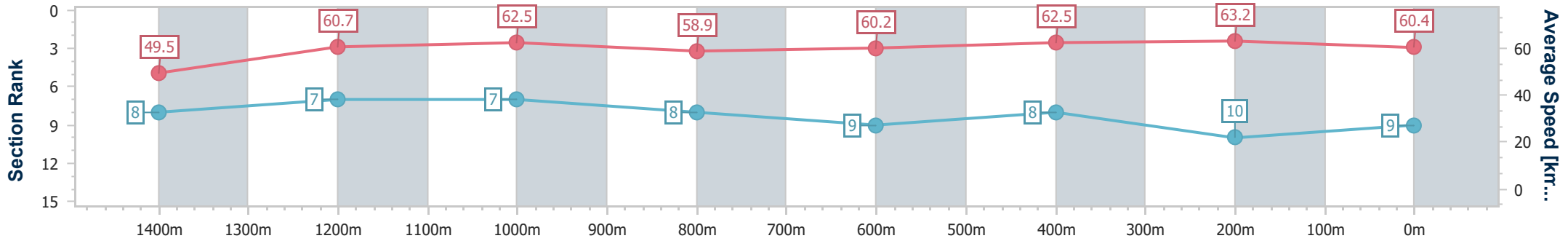
07 September 2024 - 16:44

Track Rating: Good 3, Weather: Fine, Rail Position: +1m Entire



BRISBANE RACING CLUB

Section	Overall	1400m	1200m	1000m	800m	600m	400m	200m
Section Times	1:36.82 [9] (0:14.56)	1:22.26 [8] (0:11.76)	1:10.50 [7] (0:11.54)	0:58.96 [7] (0:12.22)	0:46.74 [8] (0:12.03)	0:34.71 [9] (0:11.43)	0:23.28 [8] (0:11.38)	0:11.90 [10] (0:11.90)
Average Speed [km/h]	49.5	60.7	62.5	58.9	60.2	62.5	63.2	60.4
Top Speed [km/h]	62.2	61.9	63.6	62.1	61.7	63.6	64.1	62.7
Avg. Dist. to Rail [m]	0.9	1.2	0.7	0.5	0.5	0.7	0.8	0.7
Avg. Stride Freq. [Hz]	2.3	2.2	2.2	2.2	2.2	2.3	2.3	2.3
Avg. Stride Length [m]	6.0	7.6	7.8	7.5	7.6	7.7	7.7	7.4



- [] Ranking at each section and finish
- .-.- No data available at this section
- NA No data available



Horse/Jockey Name	Heleva Deel
Final Rank	10
Fastest Section Time (Section)	0:11.37 (1200m)
Top Speed [km/h] (Section)	65.0 (1400m)
Race State	Finished



Doomben QLD Professional

Race 9: EUREKA STUD BENCHMARK 78 Handicap - 1600m

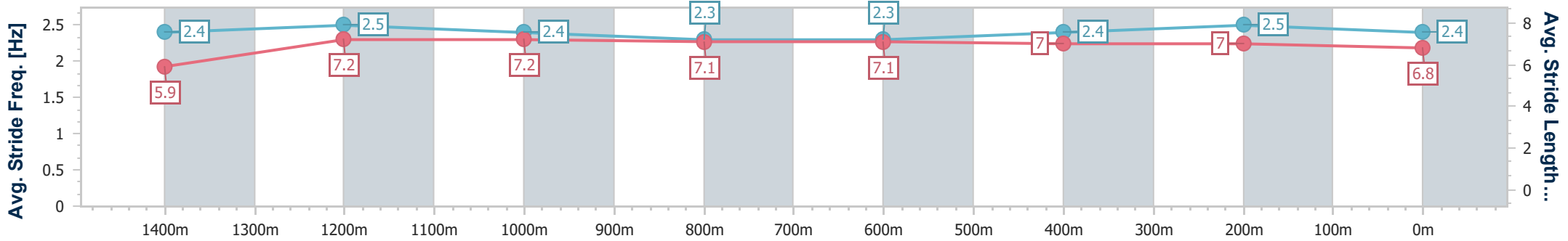
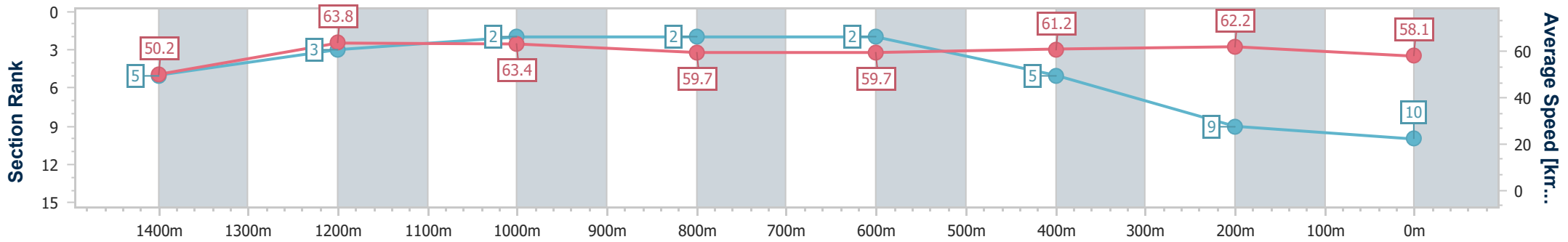
07 September 2024 - 16:44

Track Rating: Good 3, Weather: Fine, Rail Position: +1m Entire



BRISBANE RACING CLUB

Section	Overall	1400m	1200m	1000m	800m	600m	400m	200m
Section Times	1:37.27 [10] (0:14.40)	1:22.87 [5] (0:11.40)	1:11.47 [3] (0:11.37)	1:00.10 [2] (0:12.11)	0:47.99 [2] (0:12.21)	0:35.78 [2] (0:11.80)	0:23.98 [5] (0:11.59)	0:12.39 [9] (0:12.39)
Average Speed [km/h]	50.2	63.8	63.4	59.7	59.7	61.2	62.2	58.1
Top Speed [km/h]	63.8	65.0	64.3	62.0	62.0	63.2	63.5	61.6
Avg. Dist. to Rail [m]	5.6	1.3	2.9	2.1	2.1	1.0	1.6	2.0
Avg. Stride Freq. [Hz]	2.4	2.5	2.4	2.3	2.3	2.4	2.5	2.4
Avg. Stride Length [m]	5.9	7.2	7.2	7.1	7.1	7.0	7.0	6.8



- [] Ranking at each section and finish
- .-.- No data available at this section
- NA No data available