



# Toowoomba QLD Professional

## Race 1: Neil Mansell Transport Class 1 Handicap - 1300m

07 September 2024 - 16:50



Track Rating: Good, Weather: Fine, Rail Position: +2m Entire

Section		Field Times										Last 600m	
		Overall	1200m	1000m	800m	600m	400m						0:36.24
		(0:08.39)	(0:10.82)	(0:10.96)	(0:11.54)	(0:11.92)	(0:12.06)						0:36.24
Rank	TAB	Horse/Jockey	Barrier	Top Speed [km/h]	Fastest Section							Distance Travelled [m]	
1	3	<b>MISS BAYLES</b> Kenji Yoshida	6	67.8	0:08.73	1:17.95 [1]	1:09.22 [7]	0:58.31 [7]	0:47.08 [7]	0:35.55 [7]	0:23.83 [7]	0:35.55	
				1200m	Overall	(0:08.73)	(0:10.91)	(0:11.23)	(0:11.53)	(0:11.72)	(0:11.71)		
2	4	<b>ROCKY RICH</b> Les Tilley	7	68.8	0:08.49	1:18.35 [2]	1:09.86 [5]	0:58.95 [6]	0:47.57 [6]	0:36.07 [6]	0:24.46 [6]	0:36.07	+1
				1200m	Overall	(0:08.49)	(0:10.91)	(0:11.38)	(0:11.50)	(0:11.61)	(0:12.11)		
3	7	<b>LA MANO</b> Shania Willis	2	68.6	0:08.42	1:18.36 [3]	1:09.94 [3]	0:59.15 [1]	0:48.19 [1]	0:36.65 [1]	0:24.72 [2]	0:36.65	-5
				1000m	Overall	(0:08.42)	(0:10.79)	(0:10.96)	(0:11.54)	(0:11.93)	(0:12.06)		
4	6	<b>ELECTRIC ARROW</b> Madeleine Wishart	10	70.2	0:08.64	1:18.41 [4]	1:09.77 [6]	0:59.16 [3]	0:48.14 [2]	0:36.67 [2]	0:24.78 [1]	0:36.67	-5
				1200m	Overall	(0:08.64)	(0:10.61)	(0:11.02)	(0:11.47)	(0:11.89)	(0:12.06)		
5	2	<b>DECRYPT</b> Michael Murphy	3	67.1	0:08.44	1:18.87 [5]	1:10.43 [4]	0:59.47 [5]	0:48.30 [5]	0:36.86 [5]	0:25.08 [3]	0:36.86	-5
				1200m	Overall	(0:08.44)	(0:10.96)	(0:11.17)	(0:11.44)	(0:11.78)	(0:12.16)		
6	1	<b>DASH DASH DASH</b> Karl Zechner	4	66.7	0:08.99	1:18.92 [6]	1:09.93 [9]	0:58.78 [10]	0:47.35 [10]	0:35.95 [10]	0:24.19 [9]	0:35.95	+2
				1200m	Overall	(0:08.99)	(0:11.15)	(0:11.43)	(0:11.40)	(0:11.76)	(0:11.96)		
7	8	<b>LITTLE SPARK</b> Landan Sykes	9	67.5	0:08.39	1:19.08 [7]	1:10.69 [1]	0:59.80 [4]	0:48.56 [4]	0:37.07 [4]	0:25.26 [4]	0:37.07	+7
				1200m	Overall	(0:08.39)	(0:10.89)	(0:11.24)	(0:11.49)	(0:11.81)	(0:12.51)		
8	5	<b>BOOGA RAY</b> Fiona Sandkuhl	5	67.7	0:08.40	1:19.18 [8]	1:10.78 [2]	0:59.97 [2]	0:48.69 [3]	0:37.22 [3]	0:25.30 [5]	0:37.22	+0
				1200m	Overall	(0:08.40)	(0:10.81)	(0:11.28)	(0:11.47)	(0:11.92)	(0:12.38)		
9	11	<b>HAVA CRAICIN TIME</b> Nathan Evans	8	67.2	0:08.88	1:20.19 [9]	1:11.31 [8]	1:00.39 [8]	0:48.98 [8]	0:37.41 [8]	0:25.56 [8]	0:37.41	-1
				1200m	Overall	(0:08.88)	(0:10.92)	(0:11.41)	(0:11.57)	(0:11.85)	(0:12.21)		
10	12	<b>TERMITE</b> Stacey Callow	1	67.1	0:09.03	1:20.56 [10]	1:11.53 [10]	1:00.56 [9]	0:49.13 [9]	0:37.60 [9]	0:25.56 [10]	0:37.60	-6
				1200m	Overall	(0:09.03)	(0:10.97)	(0:11.43)	(0:11.53)	(0:12.04)	(0:12.49)		

Scratched: Duchess Bree (#10), Twisted Mistress (#9), Littlemisscancan (#13)

[ ] Ranking at each section and finish  
 -:-:- No data available at this section  
 NA No data available

SCN Saddle cloth number  
 DNF Did not finish  
 DNT Did not track



# Toowoomba QLD Professional

## Race 1: Neil Mansell Transport Class 1 Handicap - 1300m

07 September 2024 - 16:50



Track Rating: Good, Weather: Fine, Rail Position: +2m Entire

Section				200m				Last 600m	
Field Times				0:12.26 (0:12.26)				0:36.24	
Rank	TAB	Horse/Jockey	Barrier	Top Speed [km/h]	Fastest Section	Margin			Distance Travelled [m]
1	3	<b>MISS BAYLES</b> Kenji Yoshida	6	67.8 1200m	0:08.73 Overall	0:12.12 [3] (0:12.12)	1:17.95		0:35.55
2	4	<b>ROCKY RICH</b> Les Tilley	7	68.8 1200m	0:08.49 Overall	0:12.35 [5] (0:12.35)	2.3L		0:36.07 +1
3	7	<b>LA MANO</b> Shania Willis	2	68.6 1000m	0:08.42 Overall	0:12.66 [2] (0:12.66)	2.4L		0:36.65 -5
4	6	<b>ELECTRIC ARROW</b> Madeleine Wishart	10	70.2 1200m	0:08.64 Overall	0:12.72 [1] (0:12.72)	2.6L		0:36.67 -5
5	2	<b>DECRYPT</b> Michael Murphy	3	67.1 1200m	0:08.44 Overall	0:12.92 [4] (0:12.92)	5.1L		0:36.86 -5
6	1	<b>DASH DASH DASH</b> Karl Zechner	4	66.7 1200m	0:08.99 Overall	0:12.23 [8] (0:12.23)	5.3L		0:35.95 +2
7	8	<b>LITTLE SPARK</b> Landan Sykes	9	67.5 1200m	0:08.39 Overall	0:12.75 [7] (0:12.75)	6.1L		0:37.07 +7
8	5	<b>BOOGA RAY</b> Fiona Sandkuhl	5	67.7 1200m	0:08.40 Overall	0:12.92 [6] (0:12.92)	6.6L		0:37.22 +0
9	11	<b>HAVA CRAICIN TIME</b> Nathan Evans	8	67.2 1200m	0:08.88 Overall	0:13.35 [9] (0:13.35)	12.4L		0:37.41 -1
10	12	<b>TERMITE</b> Stacey Callow	1	67.1 1200m	0:09.03 Overall	0:13.07 [10] (0:13.07)	14.4L		0:37.60 -6

Scratched: Duchess Bree (#10), Twisted Mistress (#9), Littlemisscancan (#13)

Report Created: Sat 7 September 2024 17:22 GMT (Note: Timing is based on position data)

Page 2/12

[ ] Ranking at each section and finish  
 -:-:- No data available at this section  
 NA No data available

SCN Saddle cloth number  
 DNF Did not finish  
 DNT Did not track

data processed by TRIPLESDATA



Horse/Jockey Name	Miss Bayles
Final Rank	1
Fastest Section Time (Section)	0:08.73 (Overall)
Top Speed [km/h] (Section)	67.8 (1200m)
Race State	Finished



### Toowoomba QLD Professional

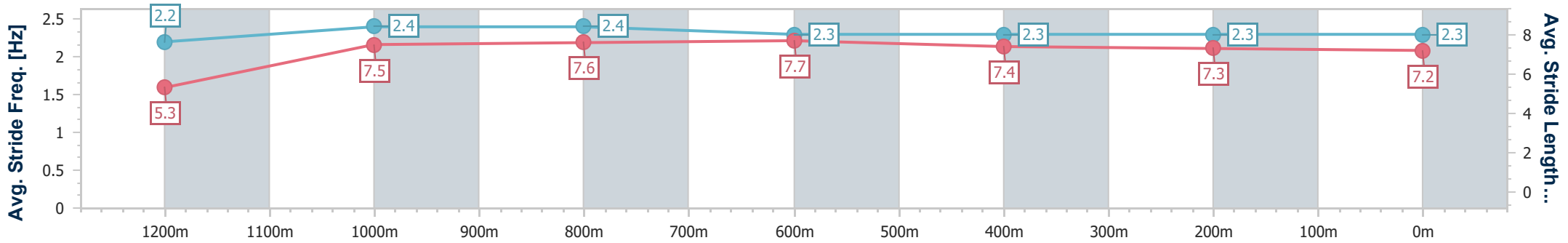
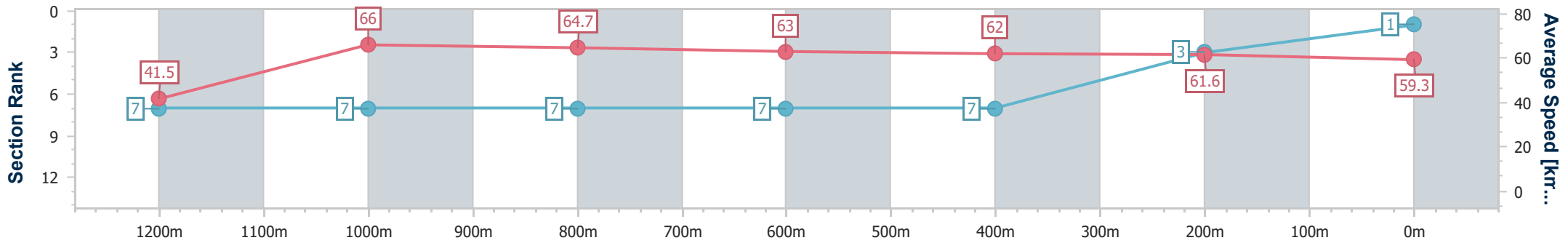
Race 1: Neil Mansell Transport Class 1 Handicap - 1300m

07 September 2024 - 16:50



Track Rating: Good, Weather: Fine, Rail Position: +2m Entire

Section	Overall	1200m	1000m	800m	600m	400m	200m
Section Times	1:17.95 [1] (0:08.73)	1:09.22 [7] (0:10.91)	0:58.31 [7] (0:11.23)	0:47.08 [7] (0:11.53)	0:35.55 [7] (0:11.72)	0:23.83 [7] (0:11.71)	0:12.12 [3] (0:12.12)
Average Speed [km/h]	41.5	66.0	64.7	63.0	62.0	61.6	59.3
Top Speed [km/h]	62.6	67.8	66.4	64.9	63.5	62.5	61.7
Avg. Dist. to Rail [m]	8.0	3.1	2.2	2.9	1.5	1.4	3.7
Avg. Stride Freq. [Hz]	2.2	2.4	2.4	2.3	2.3	2.3	2.3
Avg. Stride Length [m]	5.3	7.5	7.6	7.7	7.4	7.3	7.2



- [ ] Ranking at each section and finish
- .-.- No data available at this section
- NA No data available



Horse/Jockey Name	Rocky Rich
Final Rank	2
Fastest Section Time (Section)	0:08.49 (Overall)
Top Speed [km/h] (Section)	68.8 (1200m)
Race State	Finished



### Toowoomba QLD Professional

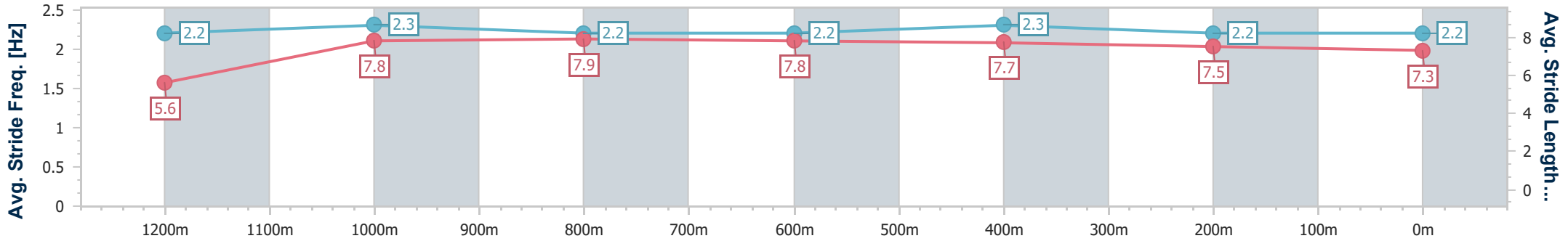
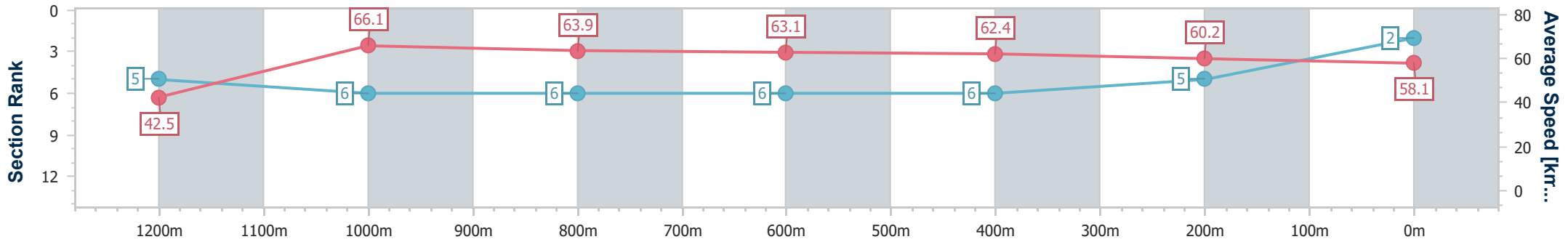
Race 1: Neil Mansell Transport Class 1 Handicap - 1300m

07 September 2024 - 16:50

Track Rating: Good, Weather: Fine, Rail Position: +2m Entire



Section	Overall	1200m	1000m	800m	600m	400m	200m
Section Times	1:18.35 [2] (0:08.49)	1:09.86 [5] (0:10.91)	0:58.95 [6] (0:11.38)	0:47.57 [6] (0:11.50)	0:36.07 [6] (0:11.61)	0:24.46 [6] (0:12.11)	0:12.35 [5] (0:12.35)
Average Speed [km/h]	42.5	66.1	63.9	63.1	62.4	60.2	58.1
Top Speed [km/h]	62.4	68.8	66.0	64.0	63.6	61.4	59.9
Avg. Dist. to Rail [m]	6.6	2.2	2.9	2.1	1.4	2.9	3.8
Avg. Stride Freq. [Hz]	2.2	2.3	2.2	2.2	2.3	2.2	2.2
Avg. Stride Length [m]	5.6	7.8	7.9	7.8	7.7	7.5	7.3



- [ ] Ranking at each section and finish
- .-.- No data available at this section
- NA No data available



Horse/Jockey Name	La Mano
Final Rank	3
Fastest Section Time (Section)	0:08.42 (Overall)
Top Speed [km/h] (Section)	68.6 (1000m)
Race State	Finished



Toowoomba QLD Professional

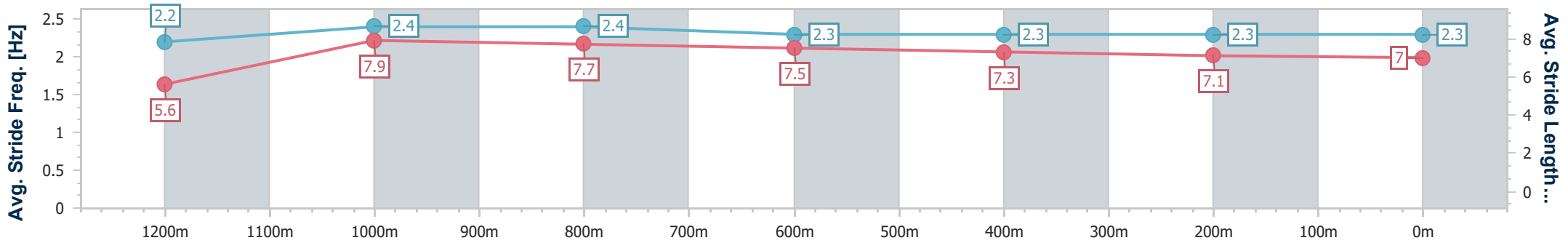
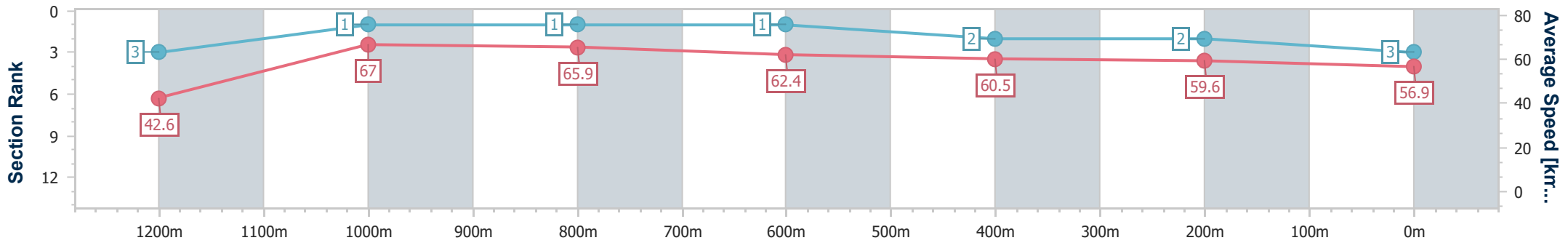
Race 1: Neil Mansell Transport Class 1 Handicap - 1300m

07 September 2024 - 16:50

Track Rating: Good, Weather: Fine, Rail Position: +2m Entire



Section	Overall	1200m	1000m	800m	600m	400m	200m
Section Times	1:18.36 [3] (0:08.42)	1:09.94 [3] (0:10.79)	0:59.15 [1] (0:10.96)	0:48.19 [1] (0:11.54)	0:36.65 [1] (0:11.93)	0:24.72 [2] (0:12.06)	0:12.66 [2]
Average Speed [km/h]	42.6	67.0	65.9	62.4	60.5	59.6	56.9
Top Speed [km/h]	65.9	67.8	68.6	64.0	62.6	60.7	59.6
Avg. Dist. to Rail [m]	4.5	1.3	0.8	1.4	0.4	0.4	0.9
Avg. Stride Freq. [Hz]	2.2	2.4	2.4	2.3	2.3	2.3	2.3
Avg. Stride Length [m]	5.6	7.9	7.7	7.5	7.3	7.1	7.0



- [ ] Ranking at each section and finish
- .-.- No data available at this section
- NA No data available



Horse/Jockey Name	Electric Arrow
Final Rank	4
Fastest Section Time (Section)	0:08.64 (Overall)
Top Speed [km/h] (Section)	70.2 (1200m)
Race State	Finished



### Toowoomba QLD Professional

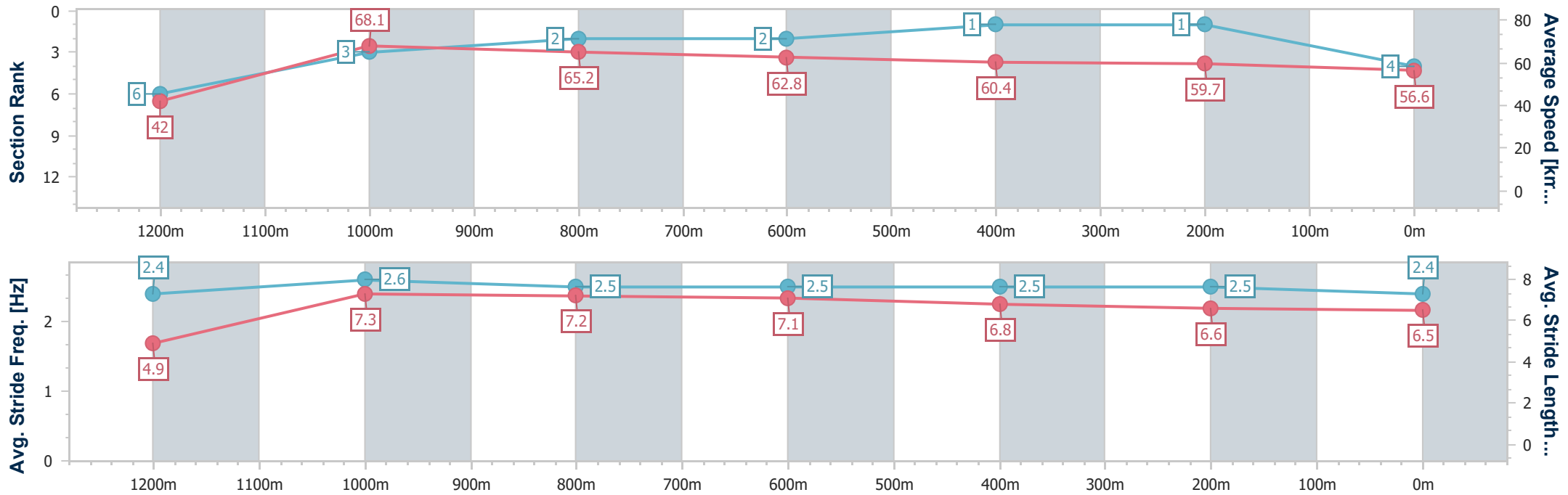
Race 1: Neil Mansell Transport Class 1 Handicap - 1300m

07 September 2024 - 16:50



Track Rating: Good, Weather: Fine, Rail Position: +2m Entire

Section	Overall	1200m	1000m	800m	600m	400m	200m
Section Times	1:18.41 [4] (0:08.64)	1:09.77 [6] (0:10.61)	0:59.16 [3] (0:11.02)	0:48.14 [2] (0:11.47)	0:36.67 [2] (0:11.89)	0:24.78 [1] (0:12.06)	0:12.72 [1] (0:12.72)
Average Speed [km/h]	42.0	68.1	65.2	62.8	60.4	59.7	56.6
Top Speed [km/h]	63.3	70.2	67.2	63.8	62.3	61.0	58.4
Avg. Dist. to Rail [m]	10.3	3.2	0.5	0.5	0.3	0.9	1.9
Avg. Stride Freq. [Hz]	2.4	2.6	2.5	2.5	2.5	2.5	2.4
Avg. Stride Length [m]	4.9	7.3	7.2	7.1	6.8	6.6	6.5



- [ ] Ranking at each section and finish
- .-.-.- No data available at this section
- NA No data available



Horse/Jockey Name	Decrypt
Final Rank	5
Fastest Section Time (Section)	0:08.44 (Overall)
Top Speed [km/h] (Section)	67.1 (1200m)
Race State	Finished



### Toowoomba QLD Professional

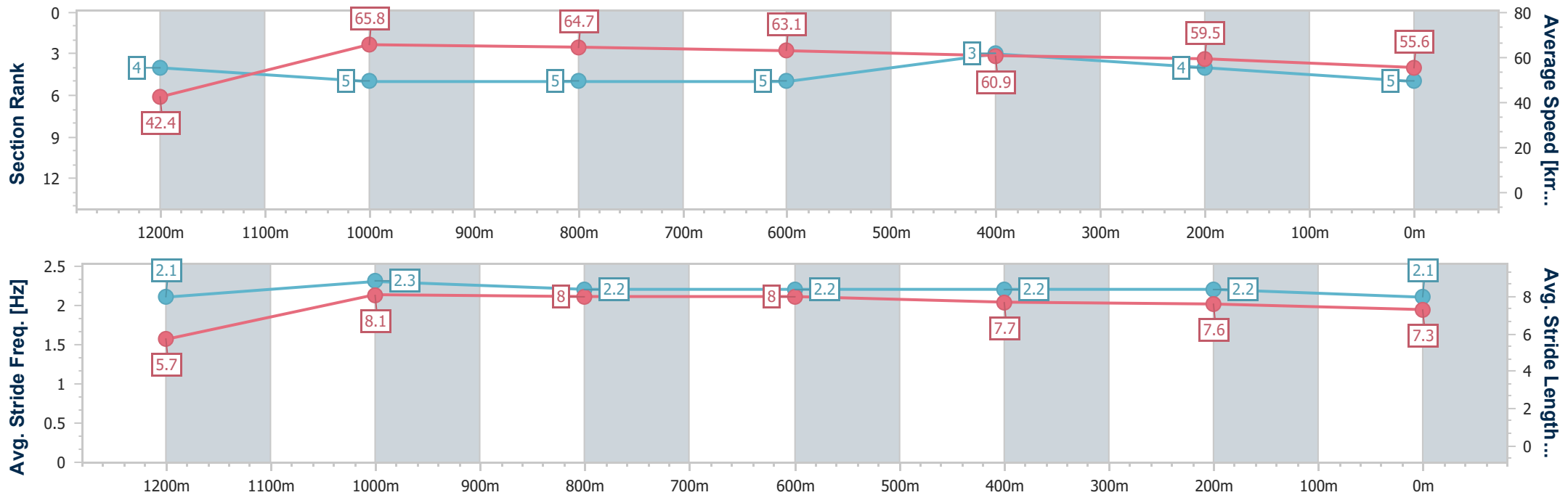
Race 1: Neil Mansell Transport Class 1 Handicap - 1300m

07 September 2024 - 16:50



Track Rating: Good, Weather: Fine, Rail Position: +2m Entire

Section	Overall	1200m	1000m	800m	600m	400m	200m
Section Times	1:18.87 [5] (0:08.44)	1:10.43 [4] (0:10.96)	0:59.47 [5] (0:11.17)	0:48.30 [5] (0:11.44)	0:36.86 [5] (0:11.78)	0:25.08 [3] (0:12.16)	0:12.92 [4]
Average Speed [km/h]	42.4	65.8	64.7	63.1	60.9	59.5	55.6
Top Speed [km/h]	63.4	67.1	67.1	64.3	62.3	60.0	58.2
Avg. Dist. to Rail [m]	4.3	0.7	0.6	0.5	0.5	0.7	1.6
Avg. Stride Freq. [Hz]	2.1	2.3	2.2	2.2	2.2	2.2	2.1
Avg. Stride Length [m]	5.7	8.1	8.0	8.0	7.7	7.6	7.3



- [ ] Ranking at each section and finish
- .-.- No data available at this section
- NA No data available



Horse/Jockey Name	Dash Dash Dash
Final Rank	6
Fastest Section Time (Section)	0:08.99 (Overall)
Top Speed [km/h] (Section)	66.7 (1200m)
Race State	Finished



### Toowoomba QLD Professional

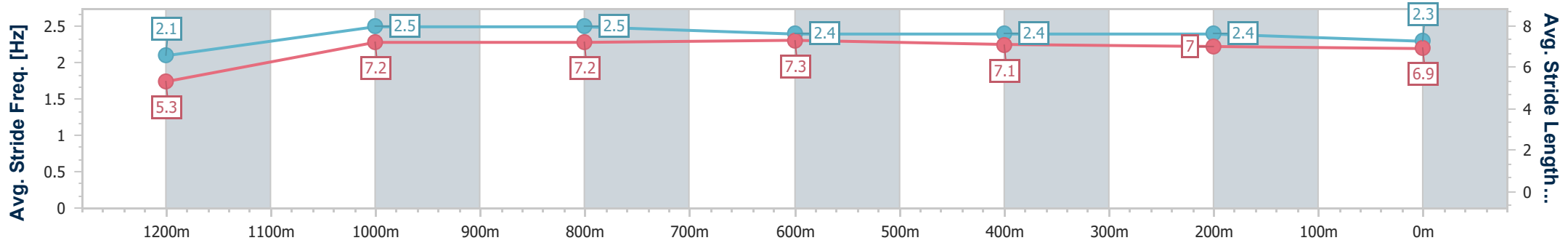
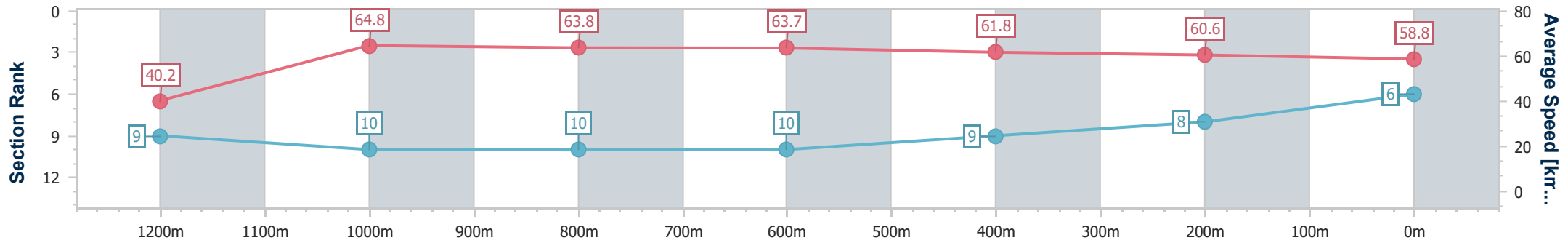
Race 1: Neil Mansell Transport Class 1 Handicap - 1300m

07 September 2024 - 16:50

Track Rating: Good, Weather: Fine, Rail Position: +2m Entire



Section	Overall	1200m	1000m	800m	600m	400m	200m
Section Times	1:18.92 [6] (0:08.99)	1:09.93 [9] (0:11.15)	0:58.78 [10] (0:11.43)	0:47.35 [10] (0:11.40)	0:35.95 [10] (0:11.76)	0:24.19 [9] (0:11.96)	0:12.23 [8] (0:12.23)
Average Speed [km/h]	40.2	64.8	63.8	63.7	61.8	60.6	58.8
Top Speed [km/h]	59.9	66.7	65.9	64.5	64.1	61.5	59.5
Avg. Dist. to Rail [m]	5.8	3.0	3.9	2.5	1.9	2.5	1.9
Avg. Stride Freq. [Hz]	2.1	2.5	2.5	2.4	2.4	2.4	2.3
Avg. Stride Length [m]	5.3	7.2	7.2	7.3	7.1	7.0	6.9



- [ ] Ranking at each section and finish
- .-.- No data available at this section
- NA No data available





Horse/Jockey Name	Little Spark
Final Rank	7
Fastest Section Time (Section)	0:08.39 (Overall)
Top Speed [km/h] (Section)	67.5 (1200m)
Race State	Finished



### Toowoomba QLD Professional

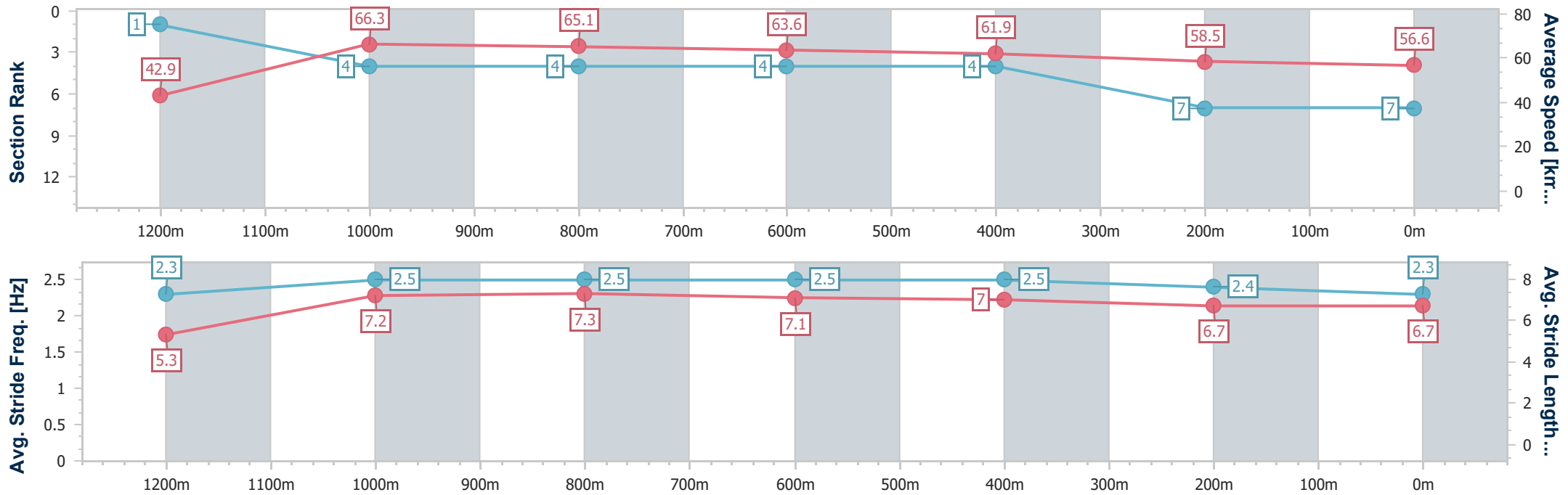
Race 1: Neil Mansell Transport Class 1 Handicap - 1300m

07 September 2024 - 16:50

Track Rating: Good, Weather: Fine, Rail Position: +2m Entire



Section	Overall	1200m	1000m	800m	600m	400m	200m
Section Times	1:19.08 [7] (0:08.39)	1:10.69 [1] (0:10.89)	0:59.80 [4] (0:11.24)	0:48.56 [4] (0:11.49)	0:37.07 [4] (0:11.81)	0:25.26 [4] (0:12.51)	0:12.75 [7] (0:12.75)
Average Speed [km/h]	42.9	66.3	65.1	63.6	61.9	58.5	56.6
Top Speed [km/h]	64.7	67.5	66.5	64.6	63.9	60.3	57.7
Avg. Dist. to Rail [m]	10.4	5.0	4.2	3.8	2.5	5.1	4.3
Avg. Stride Freq. [Hz]	2.3	2.5	2.5	2.5	2.5	2.4	2.3
Avg. Stride Length [m]	5.3	7.2	7.3	7.1	7.0	6.7	6.7



- [ ] Ranking at each section and finish
- .-.- No data available at this section
- NA No data available



Horse/Jockey Name	Booga Ray
Final Rank	8
Fastest Section Time (Section)	0:08.40 (Overall)
Top Speed [km/h] (Section)	67.7 (1200m)
Race State	Finished



Toowoomba QLD Professional

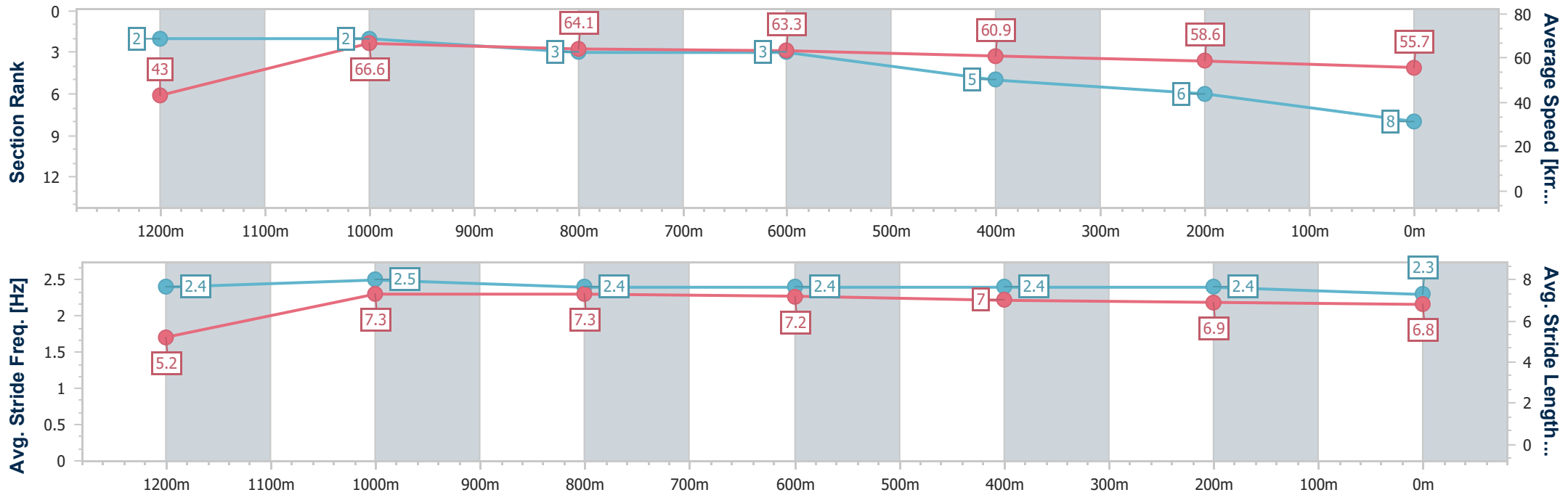
Race 1: Neil Mansell Transport Class 1 Handicap - 1300m

07 September 2024 - 16:50

Track Rating: Good, Weather: Fine, Rail Position: +2m Entire



Section	Overall	1200m	1000m	800m	600m	400m	200m
Section Times	1:19.18 [8] (0:08.40)	1:10.78 [2] (0:10.81)	0:59.97 [2] (0:11.28)	0:48.69 [3] (0:11.47)	0:37.22 [3] (0:11.92)	0:25.30 [5] (0:12.38)	0:12.92 [6] (0:12.92)
Average Speed [km/h]	43.0	66.6	64.1	63.3	60.9	58.6	55.7
Top Speed [km/h]	63.4	67.7	65.6	64.1	63.3	59.6	57.3
Avg. Dist. to Rail [m]	6.3	2.5	1.9	1.7	1.8	2.9	3.3
Avg. Stride Freq. [Hz]	2.4	2.5	2.4	2.4	2.4	2.4	2.3
Avg. Stride Length [m]	5.2	7.3	7.3	7.2	7.0	6.9	6.8



- [ ] Ranking at each section and finish
- .-.- No data available at this section
- NA No data available



Horse/Jockey Name	Hava Craicin Time
Final Rank	9
Fastest Section Time (Section)	0:08.88 (Overall)
Top Speed [km/h] (Section)	67.2 (1200m)
Race State	Finished



### Toowoomba QLD Professional

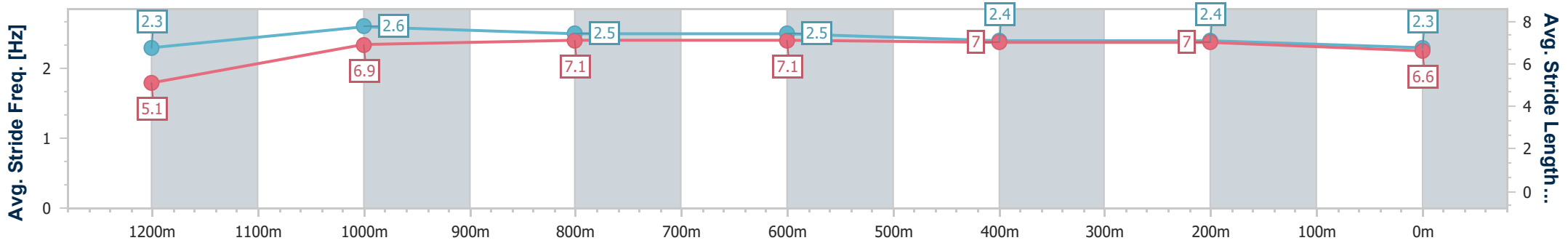
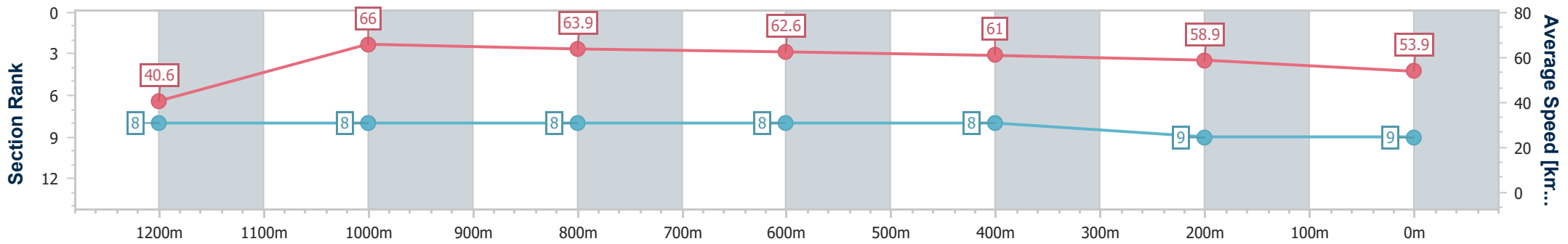
Race 1: Neil Mansell Transport Class 1 Handicap - 1300m

07 September 2024 - 16:50

Track Rating: Good, Weather: Fine, Rail Position: +2m Entire



Section	Overall	1200m	1000m	800m	600m	400m	200m
Section Times	1:20.19 [9] (0:08.88)	1:11.31 [8] (0:10.92)	1:00.39 [8] (0:11.41)	0:48.98 [8] (0:11.57)	0:37.41 [8] (0:11.85)	0:25.56 [8] (0:12.21)	0:13.35 [9] (0:13.35)
Average Speed [km/h]	40.6	66.0	63.9	62.6	61.0	58.9	53.9
Top Speed [km/h]	63.3	67.2	66.0	63.5	62.5	61.0	57.4
Avg. Dist. to Rail [m]	9.1	3.7	2.7	2.7	0.7	1.3	0.9
Avg. Stride Freq. [Hz]	2.3	2.6	2.5	2.5	2.4	2.4	2.3
Avg. Stride Length [m]	5.1	6.9	7.1	7.1	7.0	7.0	6.6



- [ ] Ranking at each section and finish
- .-.- No data available at this section
- NA No data available



Horse/Jockey Name	Termite
Final Rank	10
Fastest Section Time (Section)	0:09.03 (Overall)
Top Speed [km/h] (Section)	67.1 (1200m)
Race State	Finished



### Toowoomba QLD Professional

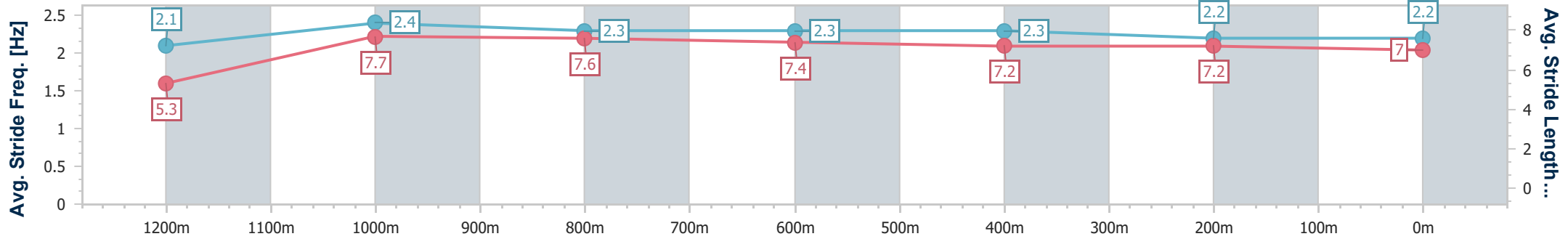
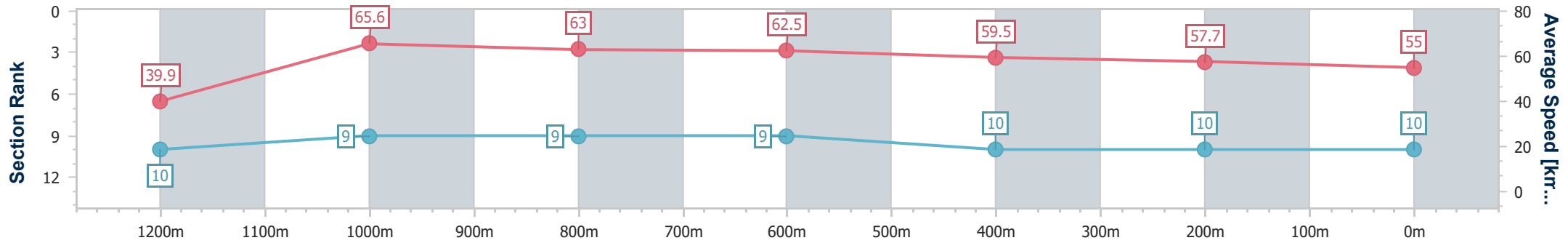
Race 1: Neil Mansell Transport Class 1 Handicap - 1300m

07 September 2024 - 16:50

Track Rating: Good, Weather: Fine, Rail Position: +2m Entire



Section	Overall	1200m	1000m	800m	600m	400m	200m
Section Times	1:20.56 [10] (0:09.03)	1:11.53 [10] (0:10.97)	1:00.56 [9] (0:11.43)	0:49.13 [9] (0:11.53)	0:37.60 [9] (0:12.04)	0:25.56 [10] (0:12.49)	0:13.07 [10] (0:13.07)
Average Speed [km/h]	39.9	65.6	63.0	62.5	59.5	57.7	55.0
Top Speed [km/h]	62.8	67.1	64.6	63.1	62.6	58.3	57.2
Avg. Dist. to Rail [m]	3.5	0.5	0.4	0.3	0.4	0.3	0.6
Avg. Stride Freq. [Hz]	2.1	2.4	2.3	2.3	2.3	2.2	2.2
Avg. Stride Length [m]	5.3	7.7	7.6	7.4	7.2	7.2	7.0



- [ ] Ranking at each section and finish
- .-.- No data available at this section
- NA No data available