



# Toowoomba QLD Professional

## Race 2: Jess Jones Real Estate Class 2 Handicap - 1000m

07 September 2024 - 17:20



Track Rating: Good, Weather: Fine, Rail Position: +2m Entire

| Section     |  | Overall              | 800m                 | 600m                 | 400m                     | 200m                     | Last 600m                |                          |                          |                        |         |    |
|-------------|--|----------------------|----------------------|----------------------|--------------------------|--------------------------|--------------------------|--------------------------|--------------------------|------------------------|---------|----|
| Field Times |  | 0:59.58<br>(0:14.14) | 0:45.44<br>(0:11.75) | 0:33.69<br>(0:11.42) | 0:22.27<br>(0:11.16)     | 0:11.11<br>(0:11.11)     | 0:33.69                  |                          |                          |                        |         |    |
| Rank        | TAB Horse/Jockey                       | Barrier              | Top Speed [km/h]     | Fastest Section      | Margin                   |                          |                          |                          |                          | Distance Travelled [m] |         |    |
| 1           | 3 MEDALS<br>Les Tilley                 | 2                    | 65.2<br>200m         | 0:11.11<br>200m      | 0:59.58 [1]<br>(0:14.14) | 0:45.44 [1]<br>(0:11.75) | 0:33.69 [1]<br>(0:11.42) | 0:22.27 [1]<br>(0:11.16) | 0:11.11 [1]<br>(0:11.11) | 0:59.58                | 0:33.69 |    |
| 2           | 1 GREAT BARRIER REEF<br>Fiona Sandkuhl | 1                    | 67.0<br>200m         | 0:11.00<br>200m      | 0:59.63 [2]<br>(0:14.40) | 0:45.23 [3]<br>(0:11.68) | 0:33.55 [3]<br>(0:11.41) | 0:22.14 [3]<br>(0:11.14) | 0:11.00 [2]<br>(0:11.00) | 0.2L                   | 0:33.55 | +1 |
| 3           | 8 MISSY'S READY<br>Shania Willis       | 3                    | 66.0<br>200m         | 0:11.17<br>200m      | 1:00.38 [3]<br>(0:14.75) | 0:45.63 [7]<br>(0:11.75) | 0:33.88 [6]<br>(0:11.39) | 0:22.49 [6]<br>(0:11.32) | 0:11.17 [6]<br>(0:11.17) | 4.5L                   | 0:33.88 | +0 |
| 4           | 5 HUSS ON FIRST<br>Nozi Tomizawa       | 5                    | 65.7<br>400m         | 0:11.21<br>400m      | 1:00.40 [4]<br>(0:14.52) | 0:45.88 [4]<br>(0:11.81) | 0:34.07 [5]<br>(0:11.40) | 0:22.67 [5]<br>(0:11.21) | 0:11.46 [5]<br>(0:11.46) | 4.6L                   | 0:34.07 | +7 |
| 5           | 6 ALL WIN<br>Madeleine Wishart         | 4                    | 64.3<br>400m         | 0:11.42<br>600m      | 1:00.52 [5]<br>(0:14.34) | 0:46.18 [2]<br>(0:11.72) | 0:34.46 [2]<br>(0:11.42) | 0:23.04 [2]<br>(0:11.43) | 0:11.61 [3]<br>(0:11.61) | 5.1L                   | 0:34.46 | +2 |
| 6           | 2 MASTER GEE<br>Stacey Callow          | 6                    | 65.9<br>400m         | 0:11.25<br>400m      | 1:00.61 [6]<br>(0:14.58) | 0:46.03 [5]<br>(0:11.70) | 0:34.33 [4]<br>(0:11.40) | 0:22.93 [4]<br>(0:11.25) | 0:11.68 [4]<br>(0:11.68) | 5.6L                   | 0:34.33 | +4 |
| 7           | 9 EYE WANTED<br>Kenji Yoshida          | 7                    | 64.0<br>400m         | 0:11.49<br>400m      | 1:01.13 [7]<br>(0:14.59) | 0:46.54 [6]<br>(0:11.95) | 0:34.59 [7]<br>(0:11.53) | 0:23.06 [7]<br>(0:11.49) | 0:11.57 [7]<br>(0:11.57) | 8.6L                   | 0:34.59 | +6 |

Scratched: My One (#11), Machine Head (#4), Apuntar (#7), Viennese Lover (#10)

[ ] Ranking at each section and finish  
 -:-:- No data available at this section  
 NA No data available

SCN Saddle cloth number  
 DNF Did not finish  
 DNT Did not track



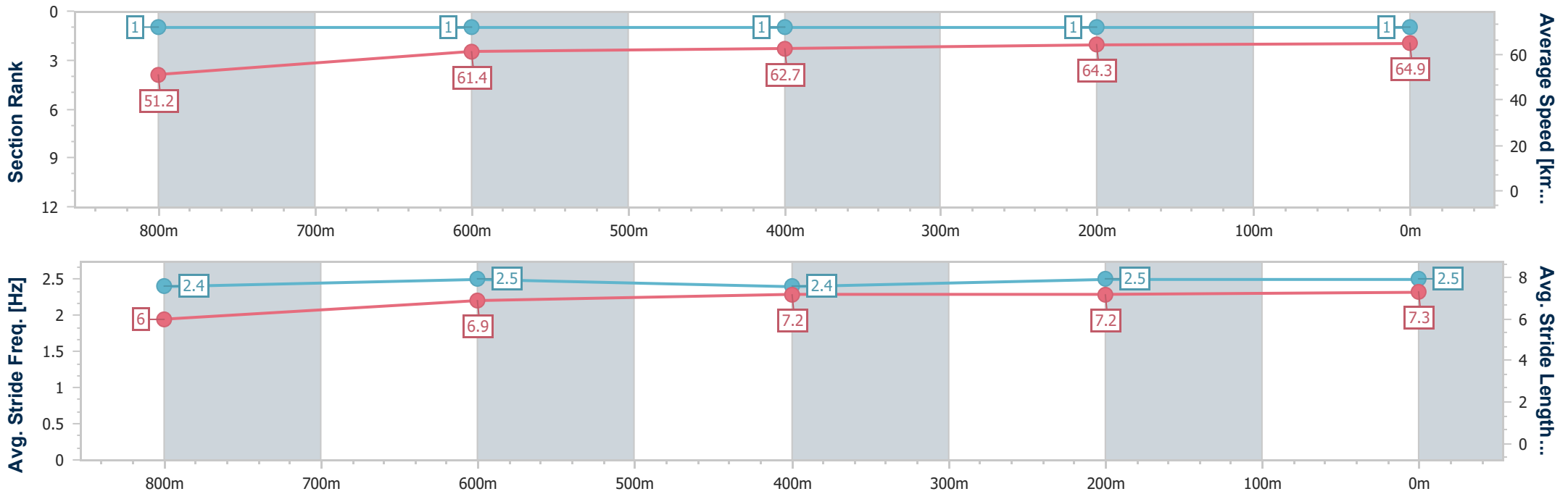
|                                |                |
|--------------------------------|----------------|
| Horse/Jockey Name              | Medals         |
| Final Rank                     | 1              |
| Fastest Section Time (Section) | 0:11.11 (200m) |
| Top Speed [km/h] (Section)     | 65.2 (200m)    |
| Race State                     | Finished       |



**Toowoomba QLD Professional**  
**Race 2: Jess Jones Real Estate Class 2 Handicap - 1000m**  
 07 September 2024 - 17:20  
 Track Rating: Good, Weather: Fine, Rail Position: +2m Entire



| Section                | Overall                  | 800m                     | 600m                     | 400m                     | 200m                     |
|------------------------|--------------------------|--------------------------|--------------------------|--------------------------|--------------------------|
| Section Times          | 0:59.58 [1]<br>(0:14.14) | 0:45.44 [1]<br>(0:11.75) | 0:33.69 [1]<br>(0:11.42) | 0:22.27 [1]<br>(0:11.16) | 0:11.11 [1]<br>(0:11.11) |
| Average Speed [km/h]   | 51.2                     | 61.4                     | 62.7                     | 64.3                     | 64.9                     |
| Top Speed [km/h]       | 62.6                     | 63.7                     | 63.9                     | 65.2                     | 65.2                     |
| Avg. Dist. to Rail [m] | 4.3                      | 0.6                      | 0.5                      | 0.6                      | 0.7                      |
| Avg. Stride Freq. [Hz] | 2.4                      | 2.5                      | 2.4                      | 2.5                      | 2.5                      |
| Avg. Stride Length [m] | 6.0                      | 6.9                      | 7.2                      | 7.2                      | 7.3                      |



- [ ] Ranking at each section and finish
- .-.- No data available at this section
- NA No data available



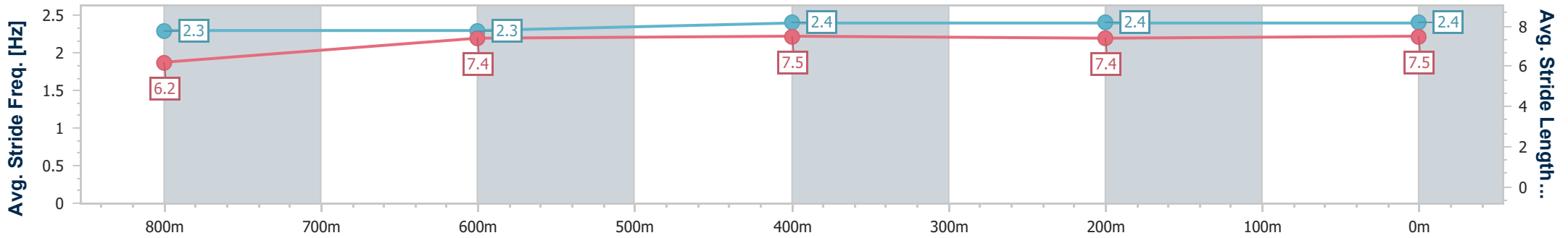
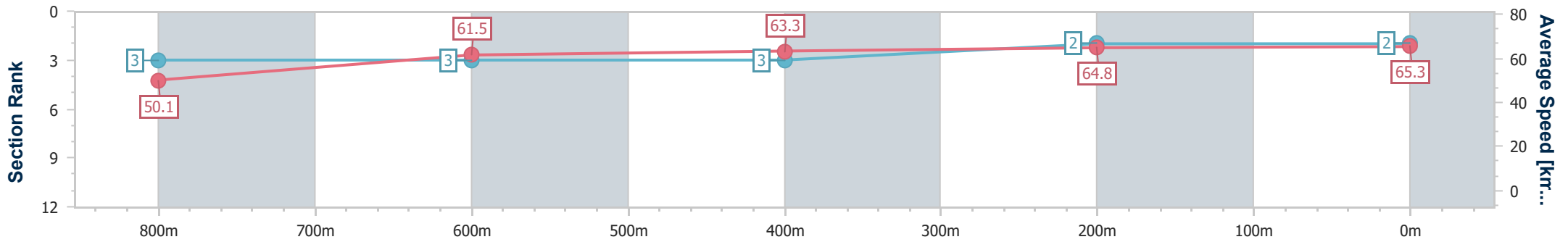
|                                |                    |
|--------------------------------|--------------------|
| Horse/Jockey Name              | Great Barrier Reef |
| Final Rank                     | 2                  |
| Fastest Section Time (Section) | 0:11.00 (200m)     |
| Top Speed [km/h] (Section)     | 67.0 (200m)        |
| Race State                     | Finished           |



Toowoomba QLD Professional  
 Race 2: Jess Jones Real Estate Class 2 Handicap - 1000m  
 07 September 2024 - 17:20  
 Track Rating: Good, Weather: Fine, Rail Position: +2m Entire



| Section                | Overall                  | 800m                     | 600m                     | 400m                     | 200m                     |
|------------------------|--------------------------|--------------------------|--------------------------|--------------------------|--------------------------|
| Section Times          | 0:59.63 [2]<br>(0:14.40) | 0:45.23 [3]<br>(0:11.68) | 0:33.55 [3]<br>(0:11.41) | 0:22.14 [3]<br>(0:11.14) | 0:11.00 [2]<br>(0:11.00) |
| Average Speed [km/h]   | 50.1                     | 61.5                     | 63.3                     | 64.8                     | 65.3                     |
| Top Speed [km/h]       | 62.6                     | 63.1                     | 64.0                     | 66.5                     | 67.0                     |
| Avg. Dist. to Rail [m] | 1.7                      | 0.4                      | 0.3                      | 0.8                      | 2.5                      |
| Avg. Stride Freq. [Hz] | 2.3                      | 2.3                      | 2.4                      | 2.4                      | 2.4                      |
| Avg. Stride Length [m] | 6.2                      | 7.4                      | 7.5                      | 7.4                      | 7.5                      |



- [ ] Ranking at each section and finish
- .-.- No data available at this section
- NA No data available



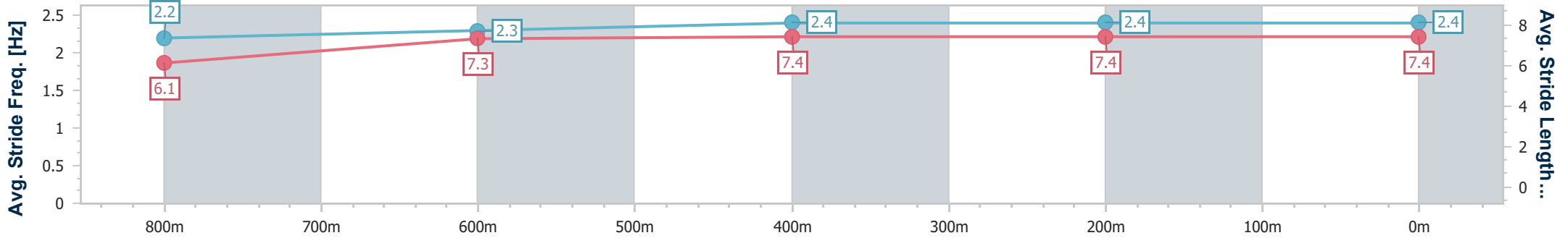
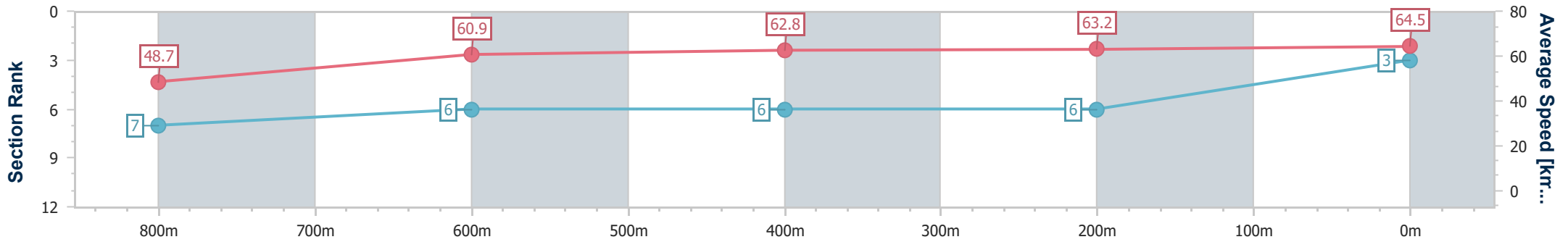
|                                |                |
|--------------------------------|----------------|
| Horse/Jockey Name              | Missy's Ready  |
| Final Rank                     | 3              |
| Fastest Section Time (Section) | 0:11.17 (200m) |
| Top Speed [km/h] (Section)     | 66.0 (200m)    |
| Race State                     | Finished       |



Toowoomba QLD Professional  
 Race 2: Jess Jones Real Estate Class 2 Handicap - 1000m  
 07 September 2024 - 17:20  
 Track Rating: Good, Weather: Fine, Rail Position: +2m Entire



| Section                | Overall                  | 800m                     | 600m                     | 400m                     | 200m                     |
|------------------------|--------------------------|--------------------------|--------------------------|--------------------------|--------------------------|
| Section Times          | 1:00.38 [3]<br>(0:14.75) | 0:45.63 [7]<br>(0:11.75) | 0:33.88 [6]<br>(0:11.39) | 0:22.49 [6]<br>(0:11.32) | 0:11.17 [6]<br>(0:11.17) |
| Average Speed [km/h]   | 48.7                     | 60.9                     | 62.8                     | 63.2                     | 64.5                     |
| Top Speed [km/h]       | 64.2                     | 62.7                     | 63.4                     | 64.7                     | 66.0                     |
| Avg. Dist. to Rail [m] | 3.6                      | 2.1                      | 1.9                      | 0.7                      | 0.8                      |
| Avg. Stride Freq. [Hz] | 2.2                      | 2.3                      | 2.4                      | 2.4                      | 2.4                      |
| Avg. Stride Length [m] | 6.1                      | 7.3                      | 7.4                      | 7.4                      | 7.4                      |



- [ ] Ranking at each section and finish
- .-.- No data available at this section
- NA No data available



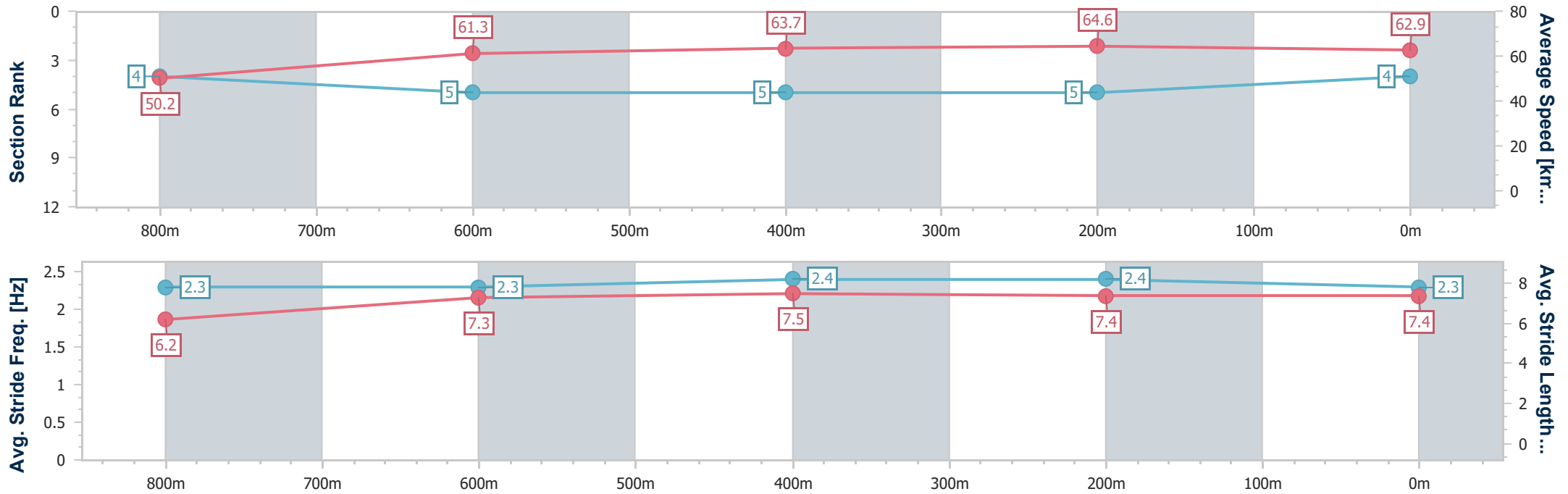
|                                |                |
|--------------------------------|----------------|
| Horse/Jockey Name              | Huss On First  |
| Final Rank                     | 4              |
| Fastest Section Time (Section) | 0:11.21 (400m) |
| Top Speed [km/h] (Section)     | 65.7 (400m)    |
| Race State                     | Finished       |



**Toowoomba QLD Professional**  
**Race 2: Jess Jones Real Estate Class 2 Handicap - 1000m**  
 07 September 2024 - 17:20  
 Track Rating: Good, Weather: Fine, Rail Position: +2m Entire



| Section                | Overall                  | 800m                     | 600m                     | 400m                     | 200m                     |
|------------------------|--------------------------|--------------------------|--------------------------|--------------------------|--------------------------|
| Section Times          | 1:00.40 [4]<br>(0:14.52) | 0:45.88 [4]<br>(0:11.81) | 0:34.07 [5]<br>(0:11.40) | 0:22.67 [5]<br>(0:11.21) | 0:11.46 [5]<br>(0:11.46) |
| Average Speed [km/h]   | 50.2                     | 61.3                     | 63.7                     | 64.6                     | 62.9                     |
| Top Speed [km/h]       | 62.2                     | 63.3                     | 64.6                     | 65.7                     | 64.8                     |
| Avg. Dist. to Rail [m] | 6.0                      | 2.9                      | 1.5                      | 2.4                      | 4.5                      |
| Avg. Stride Freq. [Hz] | 2.3                      | 2.3                      | 2.4                      | 2.4                      | 2.3                      |
| Avg. Stride Length [m] | 6.2                      | 7.3                      | 7.5                      | 7.4                      | 7.4                      |



- [ ] Ranking at each section and finish
- .-.- No data available at this section
- NA No data available



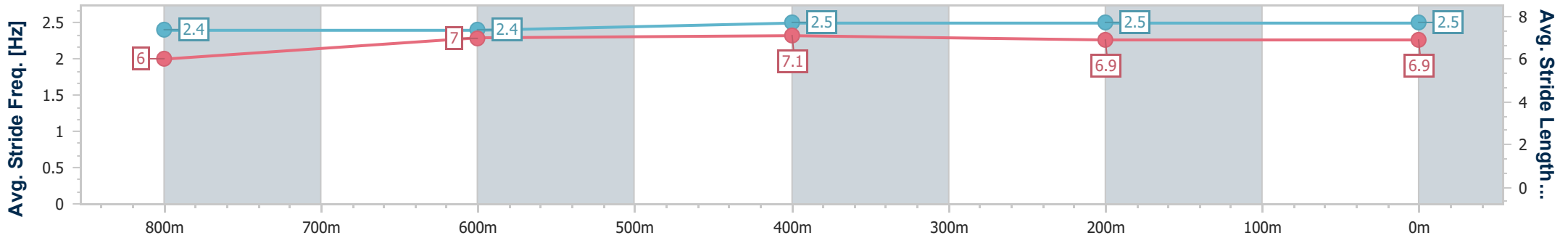
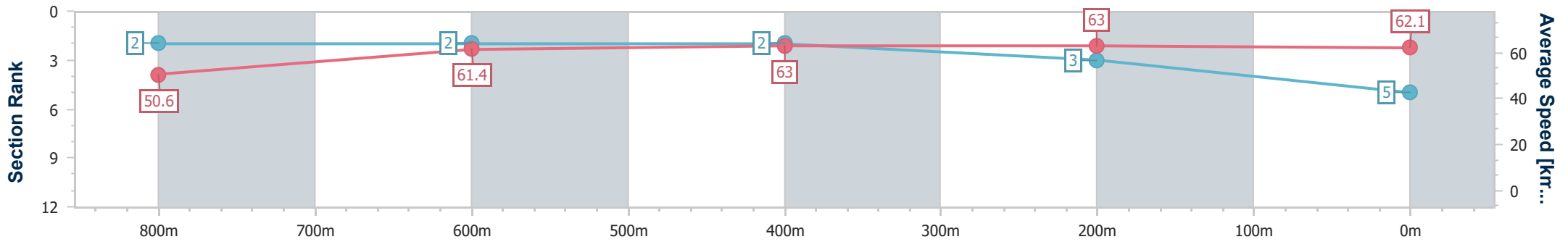
|                                |                |
|--------------------------------|----------------|
| Horse/Jockey Name              | All Win        |
| Final Rank                     | 5              |
| Fastest Section Time (Section) | 0:11.42 (600m) |
| Top Speed [km/h] (Section)     | 64.3 (400m)    |
| Race State                     | Finished       |



Toowoomba QLD Professional  
 Race 2: Jess Jones Real Estate Class 2 Handicap - 1000m  
 07 September 2024 - 17:20  
 Track Rating: Good, Weather: Fine, Rail Position: +2m Entire



| Section                | Overall                  | 800m                     | 600m                     | 400m                     | 200m                     |
|------------------------|--------------------------|--------------------------|--------------------------|--------------------------|--------------------------|
| Section Times          | 1:00.52 [5]<br>(0:14.34) | 0:46.18 [2]<br>(0:11.72) | 0:34.46 [2]<br>(0:11.42) | 0:23.04 [2]<br>(0:11.43) | 0:11.61 [3]<br>(0:11.61) |
| Average Speed [km/h]   | 50.6                     | 61.4                     | 63.0                     | 63.0                     | 62.1                     |
| Top Speed [km/h]       | 62.2                     | 63.0                     | 63.4                     | 64.3                     | 63.1                     |
| Avg. Dist. to Rail [m] | 5.9                      | 0.6                      | 0.6                      | 1.2                      | 2.9                      |
| Avg. Stride Freq. [Hz] | 2.4                      | 2.4                      | 2.5                      | 2.5                      | 2.5                      |
| Avg. Stride Length [m] | 6.0                      | 7.0                      | 7.1                      | 6.9                      | 6.9                      |



- [ ] Ranking at each section and finish
- .-.- No data available at this section
- NA No data available



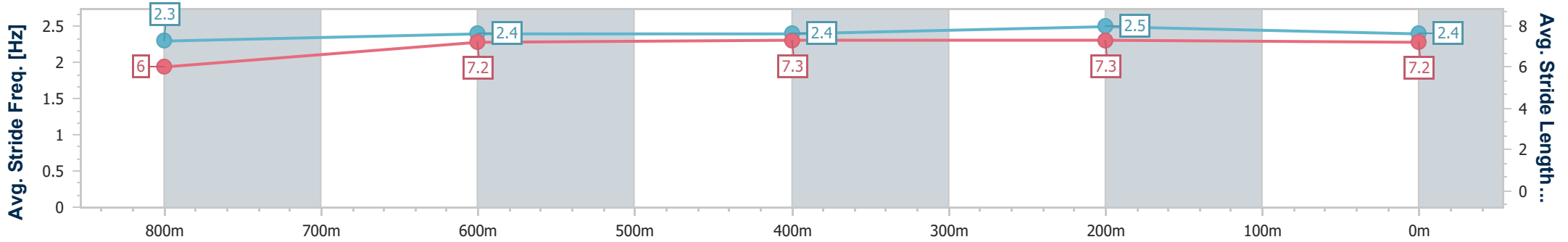
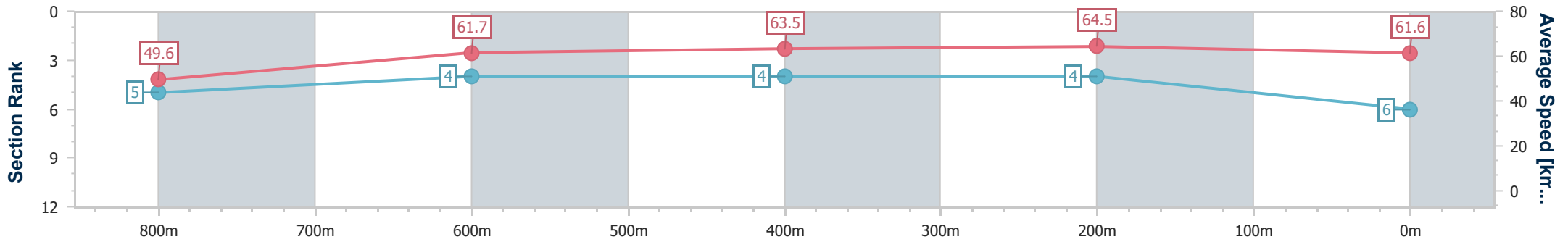
|                                |                |
|--------------------------------|----------------|
| Horse/Jockey Name              | Master Gee     |
| Final Rank                     | 6              |
| Fastest Section Time (Section) | 0:11.25 (400m) |
| Top Speed [km/h] (Section)     | 65.9 (400m)    |
| Race State                     | Finished       |



Toowoomba QLD Professional  
 Race 2: Jess Jones Real Estate Class 2 Handicap - 1000m  
 07 September 2024 - 17:20  
 Track Rating: Good, Weather: Fine, Rail Position: +2m Entire



| Section                | Overall                  | 800m                     | 600m                     | 400m                     | 200m                     |
|------------------------|--------------------------|--------------------------|--------------------------|--------------------------|--------------------------|
| Section Times          | 1:00.61 [6]<br>(0:14.58) | 0:46.03 [5]<br>(0:11.70) | 0:34.33 [4]<br>(0:11.40) | 0:22.93 [4]<br>(0:11.25) | 0:11.68 [4]<br>(0:11.68) |
| Average Speed [km/h]   | 49.6                     | 61.7                     | 63.5                     | 64.5                     | 61.6                     |
| Top Speed [km/h]       | 62.2                     | 62.9                     | 64.4                     | 65.9                     | 64.4                     |
| Avg. Dist. to Rail [m] | 5.5                      | 0.9                      | 1.2                      | 3.0                      | 6.2                      |
| Avg. Stride Freq. [Hz] | 2.3                      | 2.4                      | 2.4                      | 2.5                      | 2.4                      |
| Avg. Stride Length [m] | 6.0                      | 7.2                      | 7.3                      | 7.3                      | 7.2                      |



- [ ] Ranking at each section and finish
- .-.- No data available at this section
- NA No data available



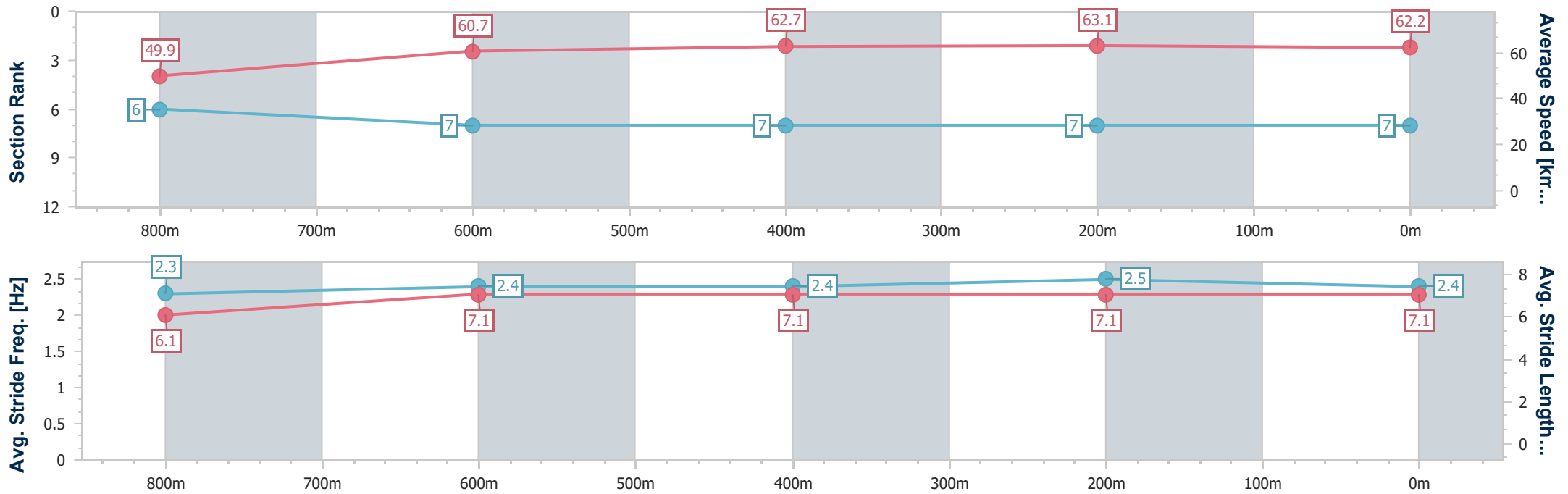
|                                |                |
|--------------------------------|----------------|
| Horse/Jockey Name              | Eye Wanted     |
| Final Rank                     | 7              |
| Fastest Section Time (Section) | 0:11.49 (400m) |
| Top Speed [km/h] (Section)     | 64.0 (400m)    |
| Race State                     | Finished       |



Toowoomba QLD Professional  
 Race 2: Jess Jones Real Estate Class 2 Handicap - 1000m  
 07 September 2024 - 17:20  
 Track Rating: Good, Weather: Fine, Rail Position: +2m Entire



| Section                | Overall                  | 800m                     | 600m                     | 400m                     | 200m                     |
|------------------------|--------------------------|--------------------------|--------------------------|--------------------------|--------------------------|
| Section Times          | 1:01.13 [7]<br>(0:14.59) | 0:46.54 [6]<br>(0:11.95) | 0:34.59 [7]<br>(0:11.53) | 0:23.06 [7]<br>(0:11.49) | 0:11.57 [7]<br>(0:11.57) |
| Average Speed [km/h]   | 49.9                     | 60.7                     | 62.7                     | 63.1                     | 62.2                     |
| Top Speed [km/h]       | 62.6                     | 62.7                     | 63.2                     | 64.0                     | 63.3                     |
| Avg. Dist. to Rail [m] | 7.3                      | 2.0                      | 0.8                      | 1.8                      | 3.5                      |
| Avg. Stride Freq. [Hz] | 2.3                      | 2.4                      | 2.4                      | 2.5                      | 2.4                      |
| Avg. Stride Length [m] | 6.1                      | 7.1                      | 7.1                      | 7.1                      | 7.1                      |



- [ ] Ranking at each section and finish
- .-.- No data available at this section
- NA No data available