



ALBION PARK, QLD  
Race 1 - TAB - VENUE MODE - 331M  
08/09/2024 - 18:16:46 PM

RUG	NAME	BOX	TOP SPEED	50M	100M	150M	200M	250M	300M	217M HOME	FINISH TIME
<b>1</b>	<b>Stilton Charm</b>	1	68.7km/h	<b>3.87 [1]</b> 51.4km/h (1.2M)	<b>6.57 [2]</b> 66.5km/h (1.3M)	<b>9.28 [2]</b> 66.6km/h (1.5M)	<b>12.18 [2]</b> 62.1km/h (1.7M)	<b>15.11 [1]</b> 61.4km/h (1.1M)	<b>18.03 [1]</b> 61.7km/h (0.4M)	12.48 62.7km/h (1.1M)	<b>19.79 [1]</b>
<b>8</b>	<b>Okinawa</b>	8	68.9km/h	<b>3.89 [2]</b> 51.1km/h (3.4M)	<b>6.57 [1]</b> 67.0km/h (2.2M)	<b>9.27 [1]</b> 66.7km/h (1.8M)	<b>12.16 [1]</b> 62.2km/h (2.1M)	<b>15.12 [2]</b> 60.8km/h (1.7M)	<b>18.06 [2]</b> 61.3km/h (1.3M)	12.53 62.5km/h (1.6M)	<b>19.83 [2]</b>
<b>3</b>	<b>Enduring Spirit</b>	3	67.2km/h	<b>4.00 [7]</b> 49.0km/h (1.7M)	<b>6.81 [7]</b> 64.0km/h (1.9M)	<b>9.58 [7]</b> 65.0km/h (2.2M)	<b>12.46 [6]</b> 62.5km/h (1.9M)	<b>15.35 [6]</b> 62.2km/h (1.6M)	<b>18.21 [3]</b> 63.0km/h (1.3M)	12.37 63.2km/h (1.7M)	<b>19.93 [3]</b>
<b>4</b>	<b>Diva Unleashed</b>	4	68.1km/h	<b>3.89 [4]</b> 50.7km/h (2.2M)	<b>6.59 [3]</b> 66.5km/h (1.7M)	<b>9.35 [4]</b> 65.4km/h (1.7M)	<b>12.23 [4]</b> 62.4km/h (2.2M)	<b>15.23 [4]</b> 60.1km/h (1.9M)	<b>18.22 [4]</b> 60.3km/h (2.7M)	12.70 61.6km/h (2.2M)	<b>20.03 [4]</b>
<b>7</b>	<b>Canya Minty</b>	7	67.7km/h	<b>3.89 [3]</b> 50.5km/h (3.0M)	<b>6.62 [4]</b> 65.9km/h (1.9M)	<b>9.34 [3]</b> 66.0km/h (2.3M)	<b>12.22 [3]</b> 62.6km/h (3.3M)	<b>15.23 [3]</b> 59.9km/h (2.6M)	<b>18.22 [5]</b> 60.2km/h (3.4M)	12.67 61.7km/h (2.9M)	<b>20.04 [5]</b>
<b>5</b>	<b>Rana's Joy</b>	5	68.6km/h	<b>3.98 [6]</b> 49.9km/h (2.5M)	<b>6.72 [6]</b> 65.8km/h (2.6M)	<b>9.43 [5]</b> 66.6km/h (2.6M)	<b>12.31 [5]</b> 62.5km/h (2.7M)	<b>15.30 [5]</b> 60.2km/h (2.9M)	<b>18.28 [6]</b> 60.5km/h (3.8M)	12.59 62.1km/h (3.1M)	<b>20.04 [6]</b>
<b>2</b>	<b>Remember Pal</b>	2	68.1km/h	<b>3.98 [5]</b> 50.3km/h (1.4M)	<b>6.72 [5]</b> 65.6km/h (1.1M)	<b>9.48 [6]</b> 65.3km/h (1.8M)	<b>12.53 [7]</b> 59.1km/h (4.2M)	<b>15.50 [7]</b> 60.6km/h (2.8M)	<b>18.43 [7]</b> 61.6km/h (1.9M)	12.75 61.4km/h (2.6M)	<b>20.21 [7]</b>
<b>6</b>	<b>Another Sue Me</b>	6	63.9km/h	<b>4.08 [8]</b> 49.7km/h (2.3M)	<b>7.20 [8]</b> 57.9km/h (1.3M)	<b>10.05 [8]</b> 63.1km/h (1.4M)	<b>12.94 [8]</b> 62.2km/h (2.0M)	<b>15.91 [8]</b> 60.6km/h (1.7M)	<b>18.94 [8]</b> 59.5km/h (1.6M)	12.78 61.2km/h (1.6M)	<b>20.79 [8]</b>

Data based on IsoLynx Localised Positioning System.

Legend:

[ ] - Rank at each section

( ) - Avg. meters to rail for section

\* - Estimated values





ALBION PARK, QLD  
Race 2 - FABREGAS @ METICULOUS LODGE - 331M  
08/09/2024 - 18:41:44 PM

RUG	NAME	BOX	SECTION-1	HOME	FINISH TIME
6	Destini Nanette	6	7.24	12.32	19.56 [1]
2	Perky Penny	2	7.20	12.41	19.61 [2]
3	Sweet Ladette	3	7.60	12.46	20.06 [3]
5	Boom Boom Bernie	5	7.61	12.85	20.46 [4]
1	Church Penny	1	7.56	13.22	20.78 [5]
7	Swift Racer	7	7.49	13.34	20.83 [6]

Data based on IsoLynx Localised Positioning System.

Legend:

[ ] - Rank at each section

( ) - Avg. meters to rail for section

\* - Estimated values





ALBION PARK, QLD  
Race 3 - SKY RACING Maiden F - 331M  
08/09/2024 - 18:59:40 PM

RUG	NAME	BOX	TOP SPEED	50M	100M	150M	200M	250M	300M	217M HOME	FINISH TIME
<b>1</b>	<b>Mr. Morningstar</b>	1	69.9km/h	<b>3.83 [1]</b> 52.5km/h (1.0M)	<b>6.50 [1]</b> 67.5km/h (1.5M)	<b>9.11 [1]</b> 68.9km/h (1.5M)	<b>11.88 [1]</b> 65.0km/h (1.6M)	<b>14.70 [1]</b> 63.7km/h (1.0M)	<b>17.57 [1]</b> 62.7km/h (0.7M)	12.11 64.6km/h (1.1M)	<b>19.33 [1]</b>
<b>8</b>	<b>Gold Dynamite</b>	8	68.9km/h	<b>3.91 [3]</b> 50.2km/h (3.3M)	<b>6.63 [2]</b> 66.0km/h (2.6M)	<b>9.30 [2]</b> 67.6km/h (2.1M)	<b>12.22 [2]</b> 61.7km/h (2.5M)	<b>15.06 [3]</b> 63.3km/h (1.7M)	<b>17.91 [2]</b> 63.1km/h (1.9M)	12.27 63.7km/h (2.0M)	<b>19.64 [2]</b>
<b>2</b>	<b>Tuta Bam Bam</b>	2	67.8km/h	<b>3.91 [2]</b> 50.4km/h (1.7M)	<b>6.73 [5]</b> 64.0km/h (2.3M)	<b>9.41 [5]</b> 66.9km/h (1.7M)	<b>12.22 [3]</b> 64.2km/h (1.4M)	<b>15.05 [2]</b> 63.5km/h (1.0M)	<b>17.93 [3]</b> 62.6km/h (0.8M)	12.23 63.9km/h (1.1M)	<b>19.70 [3]</b>
<b>6</b>	<b>Slippery's Way</b>	6	69.8km/h	<b>4.01 [6]</b> 50.3km/h (2.8M)	<b>6.68 [3]</b> 67.4km/h (3.0M)	<b>9.32 [3]</b> 68.1km/h (2.5M)	<b>12.24 [4]</b> 61.7km/h (2.9M)	<b>15.14 [4]</b> 62.2km/h (1.9M)	<b>18.01 [4]</b> 62.8km/h (2.2M)	12.35 63.4km/h (2.3M)	<b>19.75 [4]</b>
<b>7</b>	<b>Jimmy's Girl</b>	7	67.7km/h	<b>3.97 [5]</b> 49.5km/h (2.6M)	<b>6.85 [6]</b> 62.6km/h (2.1M)	<b>9.54 [6]</b> 66.8km/h (1.5M)	<b>12.40 [5]</b> 63.1km/h (1.5M)	<b>15.26 [5]</b> 63.0km/h (0.9M)	<b>18.10 [5]</b> 63.3km/h (0.3M)	12.23 63.9km/h (0.9M)	<b>19.83 [5]</b>
<b>3</b>	<b>Cursorial Queen</b>	3	67.2km/h	<b>4.08 [7]</b> 48.3km/h (1.7M)	<b>6.89 [7]</b> 64.1km/h (2.6M)	<b>9.61 [7]</b> 66.1km/h (2.9M)	<b>12.50 [6]</b> 62.4km/h (3.5M)	<b>15.35 [6]</b> 63.3km/h (2.0M)	<b>18.15 [6]</b> 64.2km/h (2.2M)	12.21 64.0km/h (2.7M)	<b>19.85 [6]</b>
<b>5</b>	<b>Just Thinking</b>	5	68.9km/h	<b>3.96 [4]</b> 50.0km/h (2.1M)	<b>6.69 [4]</b> 66.1km/h (1.8M)	<b>9.39 [4]</b> 66.4km/h (1.8M)	<b>12.56 [7]</b> 57.2km/h (2.5M)	<b>15.50 [7]</b> 61.2km/h (1.4M)	<b>18.47 [7]</b> 60.7km/h (1.7M)	12.87 60.9km/h (1.9M)	<b>20.29 [7]</b>
<b>4</b>	<b>Jiliby Lass</b>	4	61.5km/h	<b>4.12 [8]</b> 48.2km/h (2.2M)	<b>7.08 [8]</b> 60.8km/h (2.7M)	<b>10.37 [8]</b> 54.8km/h (2.4M)	<b>13.89 [8]</b> 51.2km/h (2.0M)	<b>17.36 [8]</b> 51.8km/h (1.3M)	<b>20.73 [8]</b> 53.5km/h (1.4M)	14.91 52.4km/h (1.7M)	<b>22.87 [8]</b>

Data based on IsoLynx Localised Positioning System.  
Legend:  
[] - Rank at each section  
( ) - Avg. meters to rail for section  
\* - Estimated values





ALBION PARK, QLD  
Race 4 - ROSEWOOD VETERINARY SERVICE - 331M  
08/09/2024 - 19:15:00 PM

RUG	NAME	BOX	SECTION-1	HOME	FINISH TIME
<b>1</b>	Farmor Standards	1	7.33	12.13	19.46 [1]
<b>4</b>	Nanna's Lucy	4	7.41	12.28	19.69 [2]
	Black Eye	2	7.32	12.47	19.79 [3]
<b>5</b>	Bundy Herrera	5	7.35	12.53	19.88 [4]
<b>3</b>	Willow's Witch	3	7.48	12.48	19.96 [5]
<b>6</b>	Stylish Look	6	7.37	12.60	19.97 [6]
<b>8</b>	Mystical Girl	8	7.55	12.87	20.42 [7]
<b>7</b>	Ryan's Rocket	7	7.47	13.01	20.48 [8]

Data based on IsoLynx Localised Positioning System.

Legend:

[ ] - Rank at each section

( ) - Avg. meters to rail for section

\* - Estimated values





ALBION PARK, QLD  
Race 5 - TIGGERLONG TONK @ STUD - 331M  
08/09/2024 - 19:36:47 PM

RUG	NAME	BOX	TOP SPEED	50M	100M	150M	200M	250M	300M	217M HOME	FINISH TIME
<b>1</b>	<b>Tuta Pebbles</b>	1	70.1km/h	3.91 [5] 51.3km/h (0.9M)	6.62 [1] 66.6km/h (1.3M)	9.22 [1] 69.2km/h (1.6M)	11.98 [1] 65.2km/h (2.1M)	14.81 [1] 63.6km/h (1.6M)	17.65 [1] 63.4km/h (1.0M)	12.03 65.0km/h (1.4M)	<b>19.37 [1]</b>
<b>4</b>	<b>Sirius Emily</b>	4	67.5km/h	3.93 [6] 49.7km/h (1.9M)	6.76 [5] 63.7km/h (2.1M)	9.47 [4] 66.3km/h (2.0M)	12.39 [4] 61.8km/h (2.5M)	15.28 [3] 62.2km/h (1.8M)	18.14 [2] 63.0km/h (1.3M)	12.36 63.2km/h (1.8M)	<b>19.87 [2]</b>
<b>3</b>	<b>Jesse's Angel</b>	3	68.1km/h	3.95 [7] 51.0km/h (1.7M)	6.71 [3] 65.0km/h (1.7M)	9.42 [3] 66.4km/h (1.7M)	12.32 [2] 62.3km/h (1.7M)	15.23 [2] 61.8km/h (1.1M)	18.15 [3] 61.5km/h (0.5M)	12.50 62.5km/h (1.1M)	<b>19.95 [3]</b>
<b>8</b>	<b>Hazy Range</b>	8	66.7km/h	3.81 [1] 50.9km/h (2.7M)	6.62 [2] 64.0km/h (2.5M)	9.39 [2] 65.1km/h (2.1M)	12.37 [3] 60.3km/h (2.1M)	15.35 [4] 60.4km/h (1.1M)	18.25 [4] 62.1km/h (1.0M)	12.63 61.9km/h (1.5M)	<b>20.01 [4]</b>
<b>7</b>	<b>Made From Scotch</b>	7	66.3km/h	3.90 [3] 50.5km/h (2.7M)	6.74 [4] 63.5km/h (3.1M)	9.50 [5] 65.1km/h (2.3M)	12.46 [5] 60.9km/h (2.6M)	15.40 [5] 61.1km/h (1.4M)	18.28 [5] 62.7km/h (1.7M)	12.51 62.5km/h (1.9M)	<b>20.02 [5]</b>
<b>5</b>	<b>Ringbark Range</b>	5	67.2km/h	3.91 [4] 49.7km/h (2.3M)	6.87 [8] 60.9km/h (2.8M)	9.62 [6] 65.5km/h (1.9M)	12.58 [6] 60.9km/h (2.4M)	15.50 [6] 61.7km/h (1.4M)	18.42 [6] 61.6km/h (1.4M)	12.55 62.3km/h (1.6M)	<b>20.19 [6]</b>
<b>2</b>	<b>Nature Nose</b>	2	64.7km/h	3.87 [2] 50.6km/h (1.6M)	6.78 [6] 61.7km/h (2.9M)	9.71 [8] 61.5km/h (2.6M)	12.77 [8] 59.0km/h (3.5M)	15.65 [7] 62.4km/h (2.6M)	18.51 [7] 63.0km/h (4.0M)	12.65 61.8km/h (3.2M)	<b>20.23 [7]</b>
<b>6</b>	<b>Cyclone Isla</b>	6	65.9km/h	3.98 [8] 50.1km/h (2.5M)	6.82 [7] 63.4km/h (3.4M)	9.66 [7] 63.3km/h (2.8M)	12.75 [7] 58.4km/h (2.5M)	15.65 [8] 62.1km/h (0.8M)	18.55 [8] 62.2km/h (0.1M)	12.74 61.4km/h (1.3M)	<b>20.32 [8]</b>

Data based on IsoLynx Localised Positioning System.

Legend:

[ ] - Rank at each section

( ) - Avg. meters to rail for section

\* - Estimated values





ALBION PARK, QLD  
Race 6 - SENNACHIE @ STUD - STEVE WHITE - 331M  
08/09/2024 - 19:56:48 PM

RUG	NAME	BOX	SECTION-1	HOME	FINISH TIME
6	Orson's Lad	6	7.21	11.97	19.18 [1]
7	Leaping Lucille	7	7.26	12.00	19.26 [2]
8	I'M No Maid	8	7.31	12.22	19.53 [3]
2	Atomic Len	2	7.34	12.23	19.57 [4]
1	Cody's Stud	1	7.27	12.33	19.60 [5]
4	Hopeful Nan	4	7.40	12.26	19.66 [6]
5	Jamaica Honey	5	7.26	12.46	19.72 [7]
3	Good Odds Honey	3	7.36	12.52	19.88 [8]

Data based on IsoLynx Localised Positioning System.

Legend:

[ ] - Rank at each section

( ) - Avg. meters to rail for section

\* - Estimated values





ALBION PARK, QLD  
 Race 7 - TWITTER @ BRISGREYS 5th Grade F - 331M  
 08/09/2024 - 20:18:46 PM

RUG	NAME	BOX	TOP SPEED	50M	100M	150M	200M	250M	300M	217M HOME	FINISH TIME
<b>1</b>	<b>Howdy Rose</b>	1	70.5km/h	<b>3.73 [1]</b> 53.2km/h (1.3M)	<b>6.37 [1]</b> 68.2km/h (1.6M)	<b>8.95 [1]</b> 69.6km/h (1.7M)	<b>11.71 [1]</b> 65.3km/h (1.6M)	<b>14.53 [1]</b> 63.8km/h (1.0M)	<b>17.40 [1]</b> 62.7km/h (1.0M)	12.09 64.8km/h (1.2M)	<b>19.17 [1]</b>
<b>3</b>	<b>Rio Desperado</b>	3	70.3km/h	<b>3.91 [5]</b> 50.9km/h (1.7M)	<b>6.59 [4]</b> 67.1km/h (1.3M)	<b>9.18 [2]</b> 69.5km/h (1.5M)	<b>11.89 [2]</b> 66.4km/h (1.5M)	<b>14.65 [2]</b> 65.2km/h (1.1M)	<b>17.46 [2]</b> 64.2km/h (1.3M)	11.87 65.8km/h (1.4M)	<b>19.18 [2]</b>
<b>8</b>	<b>North Star</b>	8	69.6km/h	<b>3.88 [3]</b> 51.0km/h (3.4M)	<b>6.57 [3]</b> 66.8km/h (3.0M)	<b>9.20 [3]</b> 68.2km/h (2.6M)	<b>12.03 [4]</b> 63.7km/h (2.4M)	<b>14.87 [4]</b> 63.5km/h (1.5M)	<b>17.70 [3]</b> 63.5km/h (1.2M)	12.12 64.5km/h (1.7M)	<b>19.41 [3]</b>
<b>5</b>	<b>Jimary Texas</b>	5	69.2km/h	<b>3.90 [4]</b> 50.1km/h (2.6M)	<b>6.64 [5]</b> 65.7km/h (2.2M)	<b>9.28 [5]</b> 68.3km/h (1.8M)	<b>12.06 [5]</b> 64.8km/h (1.9M)	<b>14.90 [5]</b> 63.5km/h (1.0M)	<b>17.74 [5]</b> 63.4km/h (0.6M)	12.10 64.7km/h (1.1M)	<b>19.47 [4]</b>
<b>9</b>	<b>Another Photo</b>	2	69.1km/h	<b>3.84 [2]</b> 53.9km/h (1.9M)	<b>6.54 [2]</b> 67.0km/h (2.5M)	<b>9.22 [4]</b> 67.2km/h (2.5M)	<b>11.99 [3]</b> 64.9km/h (2.3M)	<b>14.84 [3]</b> 63.2km/h (2.1M)	<b>17.73 [4]</b> 62.3km/h (2.3M)	12.21 64.1km/h (2.3M)	<b>19.49 [5]</b>
<b>7</b>	<b>Unintended</b>	7	68.6km/h	<b>3.92 [6]</b> 49.5km/h (3.0M)	<b>6.74 [7]</b> 64.0km/h (3.0M)	<b>9.40 [6]</b> 67.6km/h (2.5M)	<b>12.24 [6]</b> 63.4km/h (2.4M)	<b>15.08 [6]</b> 63.5km/h (1.4M)	<b>17.92 [6]</b> 63.3km/h (1.8M)	12.17 64.2km/h (1.9M)	<b>19.64 [6]</b>
<b>4</b>	<b>She's A Kiwi</b>	4	68.6km/h	<b>3.93 [7]</b> 50.0km/h (2.1M)	<b>6.67 [6]</b> 65.7km/h (1.7M)	<b>9.40 [7]</b> 66.0km/h (1.5M)	<b>12.29 [7]</b> 62.2km/h (1.5M)	<b>15.17 [7]</b> 62.6km/h (0.9M)	<b>18.02 [7]</b> 63.1km/h (0.4M)	12.36 63.3km/h (1.0M)	<b>19.77 [7]</b>
<b>6</b>	<b>Down Size</b>	6	68.6km/h	<b>3.99 [8]</b> 50.2km/h (2.7M)	<b>6.76 [8]</b> 65.0km/h (2.0M)	<b>9.43 [8]</b> 67.3km/h (1.5M)	<b>12.37 [8]</b> 61.4km/h (2.6M)	<b>15.26 [8]</b> 62.4km/h (1.2M)	<b>18.08 [8]</b> 63.8km/h (0.2M)	12.30 63.6km/h (1.2M)	<b>19.80 [8]</b>

Data based on IsoLynx Localised Positioning System.

Legend:

[ ] - Rank at each section

( ) - Avg. meters to rail for section

\* - Estimated values





ALBION PARK, QLD  
 Race 8 - GARRARD'S HORSE AND HOUND - 331M  
 08/09/2024 - 20:40:53 PM

RUG	NAME	BOX	TOP SPEED	50M	100M	150M	200M	250M	300M	217M HOME	FINISH TIME
<b>5</b>	Hope's Zone	5	71.3km/h	<b>3.63 [1]</b> 53.9km/h (1.8M)	<b>6.23 [1]</b> 69.1km/h (1.4M)	<b>8.79 [1]</b> 70.2km/h (1.3M)	<b>11.55 [1]</b> 65.4km/h (1.4M)	<b>14.34 [1]</b> 64.6km/h (0.8M)	<b>17.14 [1]</b> 64.1km/h (0.5M)	11.93 65.6km/h (0.9M)	<b>18.87 [1]</b>
<b>7</b>	Cobblepot	7	71.7km/h	<b>3.78 [3]</b> 52.1km/h (2.7M)	<b>6.39 [2]</b> 69.1km/h (2.1M)	<b>8.98 [2]</b> 69.4km/h (1.8M)	<b>11.72 [2]</b> 65.7km/h (1.8M)	<b>14.49 [2]</b> 65.2km/h (1.1M)	<b>17.25 [2]</b> 65.1km/h (0.9M)	11.84 66.1km/h (1.3M)	<b>18.93 [2]</b>
<b>6</b>	Burrum Rose	6	70.5km/h	<b>3.77 [2]</b> 52.1km/h (2.1M)	<b>6.40 [3]</b> 68.4km/h (1.3M)	<b>9.04 [3]</b> 68.1km/h (1.5M)	<b>11.81 [3]</b> 65.0km/h (1.7M)	<b>14.59 [3]</b> 64.8km/h (1.1M)	<b>17.41 [3]</b> 63.9km/h (1.5M)	12.03 65.0km/h (1.4M)	<b>19.14 [3]</b>
<b>3</b>	Keep On Running	3	70.6km/h	<b>3.85 [5]</b> 51.8km/h (1.7M)	<b>6.51 [4]</b> 67.7km/h (1.9M)	<b>9.13 [4]</b> 68.7km/h (1.8M)	<b>12.06 [4]</b> 61.8km/h (2.4M)	<b>14.85 [4]</b> 64.3km/h (1.2M)	<b>17.64 [4]</b> 64.7km/h (0.7M)	12.11 64.7km/h (1.4M)	<b>19.33 [4]</b>
<b>2</b>	Hidden Gold	2	69.3km/h	<b>4.01 [7]</b> 48.9km/h (1.3M)	<b>6.73 [6]</b> 66.0km/h (1.3M)	<b>9.36 [6]</b> 68.5km/h (1.4M)	<b>12.15 [5]</b> 64.7km/h (1.7M)	<b>14.95 [5]</b> 64.2km/h (1.0M)	<b>17.76 [5]</b> 64.0km/h (0.8M)	12.02 65.2km/h (1.1M)	<b>19.48 [5]</b>
<b>8</b>	Isurava	8	69.1km/h	<b>3.82 [4]</b> 52.0km/h (3.1M)	<b>6.53 [5]</b> 66.5km/h (3.4M)	<b>9.18 [5]</b> 67.8km/h (2.5M)	<b>12.18 [6]</b> 60.2km/h (3.3M)	<b>15.04 [6]</b> 62.9km/h (1.6M)	<b>17.86 [6]</b> 63.9km/h (1.5M)	12.31 63.6km/h (2.1M)	<b>19.57 [6]</b>
<b>1</b>	Magical Cyndie	1	66.4km/h	<b>3.89 [6]</b> 50.4km/h (1.2M)	<b>6.74 [7]</b> 63.4km/h (1.7M)	<b>9.54 [7]</b> 64.3km/h (2.2M)	<b>12.54 [7]</b> 60.1km/h (2.0M)	<b>15.48 [7]</b> 61.1km/h (1.1M)	<b>18.38 [7]</b> 62.1km/h (1.7M)	12.64 61.8km/h (1.8M)	<b>20.14 [7]</b>

Data based on IsoLynx Localised Positioning System.  
 Legend:  
 [ ] - Rank at each section  
 ( ) - Avg. meters to rail for section  
 \* - Estimated values







ALBION PARK, QLD  
Race 9 - BORGBET TIPPING SERVICE - 331M  
08/09/2024 - 21:03:53 PM

RUG	NAME	BOX	TOP SPEED	50M	100M	150M	200M	250M	300M	217M HOME	FINISH TIME
<b>1</b>	<b>Spritely Arabian</b>	1	70.6km/h	<b>3.81 [2]</b> 52.5km/h (1.1M)	<b>6.45 [2]</b> 68.1km/h (1.7M)	<b>9.04 [2]</b> 69.4km/h (1.8M)	<b>11.78 [1]</b> 65.7km/h (1.9M)	<b>14.57 [1]</b> 64.6km/h (1.0M)	<b>17.39 [1]</b> 63.8km/h (0.5M)	11.96 65.4km/h (1.2M)	<b>19.13 [1]</b>
<b>9</b>	<b>Regal Scotch</b>	2	71.7km/h	<b>3.78* [1]</b> 52.5km/h	<b>6.39* [1]</b> 68.9km/h	<b>9.00* [1]</b> 69.1km/h	<b>11.88* [2]</b> 62.5km/h	<b>14.67* [2]</b> 64.5km/h	<b>17.45* [2]</b> 64.8km/h	12.06* 64.9km/h	<b>19.15 [2]</b>
<b>4</b>	<b>Blue Moonshine</b>	4	69.8km/h	<b>4.01 [8]</b> 49.6km/h (1.7M)	<b>6.69 [6]</b> 67.2km/h (1.1M)	<b>9.40 [6]</b> 66.5km/h (1.2M)	<b>12.32 [5]</b> 61.8km/h (1.4M)	<b>15.20 [5]</b> 62.4km/h (0.8M)	<b>18.05 [4]</b> 63.2km/h (0.1M)	12.36 63.3km/h (0.8M)	<b>19.77 [3]</b>
<b>8</b>	<b>Brendon Nath</b>	8	69.4km/h	<b>3.87 [3]</b> 51.0km/h (3.3M)	<b>6.55 [3]</b> 67.1km/h (3.0M)	<b>9.28 [3]</b> 66.1km/h (2.0M)	<b>12.19 [3]</b> 62.1km/h (1.6M)	<b>15.07 [3]</b> 62.4km/h (0.9M)	<b>17.99 [3]</b> 61.7km/h (0.5M)	12.51 62.5km/h (1.1M)	<b>19.80 [4]</b>
<b>3</b>	<b>Destini Krystal</b>	3	69.6km/h	<b>3.88 [4]</b> 50.8km/h (1.9M)	<b>6.57 [4]</b> 67.0km/h (1.3M)	<b>9.32 [4]</b> 65.5km/h (1.5M)	<b>12.30 [4]</b> 60.5km/h (2.1M)	<b>15.18 [4]</b> 62.5km/h (1.3M)	<b>18.07 [5]</b> 62.4km/h (0.5M)	12.55 62.3km/h (1.3M)	<b>19.84 [5]</b>
<b>5</b>	<b>Quantum Blue</b>	5	68.6km/h	<b>3.96 [6]</b> 49.5km/h (2.3M)	<b>6.72 [7]</b> 65.2km/h (2.1M)	<b>9.39 [5]</b> 67.1km/h (1.7M)	<b>12.47 [6]</b> 58.8km/h (2.2M)	<b>15.35 [6]</b> 62.4km/h (1.1M)	<b>18.24 [6]</b> 62.4km/h (1.2M)	12.54 62.5km/h (1.5M)	<b>19.99 [6]</b>
<b>10</b>	<b>Killer Boots</b>	6	68.0km/h	<b>3.98* [7]</b> 49.7km/h	<b>6.74* [8]</b> 65.3km/h	<b>9.49* [8]</b> 65.5km/h	<b>12.54* [7]</b> 59.2km/h	<b>15.48* [7]</b> 61.1km/h	<b>18.42* [7]</b> 61.4km/h	12.72* 61.5km/h	<b>20.21 [7]</b>
<b>7</b>	<b>Cincinnati Hope</b>	7	68.0km/h	<b>3.89 [5]</b> 50.1km/h (2.9M)	<b>6.68 [5]</b> 64.6km/h (2.7M)	<b>9.40 [7]</b> 65.9km/h (2.1M)	<b>12.68 [8]</b> 55.3km/h (3.7M)	<b>15.69 [8]</b> 59.9km/h (1.2M)	<b>18.58 [8]</b> 62.3km/h (0.9M)	12.92 60.8km/h (1.8M)	<b>20.34 [8]</b>

Data based on IsoLynx Localised Positioning System.

Legend:

[ ] - Rank at each section









( ) - Avg. meters to rail for section

\* - Estimated values





ALBION PARK, QLD  
Race 10 - BOX 1 PHOTOGRAPHY - 331M  
08/09/2024 - 21:25:47 PM

RUG	NAME	BOX	SECTION-1	HOME	FINISH TIME
	Noaki Cruise	2	7.16	12.07	19.23 [1]
	Summer's Shark	3	7.24	12.12	19.36 [2]
	Milky Way Cloud	4	7.36	12.13	19.49 [3]
	Force	7	7.30	12.22	19.52 [4]
	Cyndie's Hope	6	7.58	12.06	19.64 [5]
	Coalman Jack	5	7.22	12.48	19.70 [6]
	Sisu	8	7.36	12.54	19.90 [7]
	Miracle Ghost	1	7.59	13.35	20.94 [8]

Data based on IsoLynx Localised Positioning System.

Legend:









[ ] - Rank at each section

( ) - Avg. meters to rail for section





ALBION PARK, QLD  
Race 11 - BRISGREYS.COM - 331M  
08/09/2024 - 21:44:47 PM

RUG	NAME	BOX	SECTION-1	HOME	FINISH TIME
	Kahlia's Pride	8	7.44	12.33	19.77 [1]
	Tommy Trouble	4	7.37	12.42	19.79 [2]
	Lamia Lynn	1	7.46	12.39	19.85 [3]
	Red Yogi	5	7.66	12.27	19.93 [4]
	Howdy Warren	3	7.41	12.55	19.96 [5]
	Rita's Speed	7	7.28	12.72	20.00 [6]
	Flaming Sapphire	6	7.27	12.85	20.12 [7]
	Lava Flow	2	7.26	13.00	20.26 [8]



ALBION PARK, QLD  
Race 12 - SEN TRACK - 331M  
08/09/2024 - 22:02:49 PM

RUG	NAME	BOX	SECTION-1	HOME	FINISH TIME
5	Contract	5	7.12	11.91	19.03 [1]
7	Clock Watcher	7	7.27	11.93	19.20 [2]
1	Who's Cyndie	1	7.29	12.04	19.33 [3]
6	Blue Haze	6	7.24	12.25	19.49 [4]
9	Whispering Sadie	3	7.30	12.40	19.70 [5]
4	Lock It In	4	7.57	12.23	19.80 [6]
2	No Personality	2	7.64	12.28	19.92 [7]
8	Black Patch	8	7.74	14.42	22.16 [8]

Data based on IsoLynx Localised Positioning System.

Legend:

[ ] - Rank at each section

( ) - Avg. meters to rail for section

