



Sunshine Coast QLD Professional

Race 2: KAWANA WATERS HOTEL BENCHMARK 68 Handicap - 1800m

08 September 2024 - 13:38



Track Rating: Good 4, Weather: Fine, Rail Position: +12m Entire

Section		Overall	1600m	1400m	1200m	1000m	800m	600m	Last 600m				
Field Times		1:49.23 (0:14.04)	1:35.19 (0:11.04)	1:24.15 (0:11.66)	1:12.49 (0:11.95)	1:00.54 (0:12.26)	0:48.28 (0:12.01)	0:36.27 (0:11.60)	0:36.27				
Rank	TAB Horse/Jockey	Barrier	Top Speed [km/h]	Fastest Section									Distance Travelled [m]
1	5 KIND WISH Robbie Dolan	2	65.7 1600m	0:11.24 1600m	1:49.23 [1] (0:14.20)	1:35.03 [3] (0:11.24)	1:23.79 [3] (0:11.73)	1:12.06 [3] (0:12.02)	1:00.04 [4] (0:12.26)	0:47.78 [4] (0:11.91)	0:35.87 [4] (0:11.49)	0:35.87	
2	4 DIANA'S AFFAIR James Orman	7	65.9 1600m	0:11.13 1600m	1:49.30 [2] (0:14.11)	1:35.19 [2] (0:11.13)	1:24.06 [2] (0:11.66)	1:12.40 [2] (0:11.90)	1:00.50 [2] (0:12.25)	0:48.25 [2] (0:11.96)	0:36.29 [2] (0:11.58)	0:36.29	-3
3	7 PORT MOURANT Cody Collis	4	64.7 1600m	0:11.43 1600m	1:49.38 [3] (0:14.68)	1:34.70 [6] (0:11.43)	1:23.27 [6] (0:11.64)	1:11.63 [7] (0:11.90)	0:59.73 [6] (0:12.13)	0:47.60 [6] (0:11.68)	0:35.92 [6] (0:11.50)	0:35.92	-9
4	1 RAGING POLE Cejay Graham	3	66.2 1600m	0:11.20 1600m	1:49.73 [4] (0:14.44)	1:35.29 [5] (0:11.20)	1:24.09 [5] (0:11.65)	1:12.44 [5] (0:11.85)	1:00.59 [3] (0:12.14)	0:48.45 [3] (0:11.96)	0:36.49 [3] (0:11.63)	0:36.49	-6
5	3 CHASING JACKLEY Angela Jones	1	66.5 1600m	0:11.04 1600m	1:49.84 [5] (0:14.04)	1:35.80 [1] (0:11.04)	1:24.76 [1] (0:11.66)	1:13.10 [1] (0:11.95)	1:01.15 [1] (0:12.26)	0:48.89 [1] (0:12.01)	0:36.88 [1] (0:11.60)	0:36.88	-8
6	8 BIG HITTER Rob Thorburn	6	65.1 1600m	0:11.28 1600m	1:49.94 [6] (0:14.95)	1:34.99 [7] (0:11.28)	1:23.71 [7] (0:11.50)	1:12.21 [6] (0:11.99)	1:00.22 [7] (0:12.17)	0:48.05 [7] (0:11.76)	0:36.29 [7] (0:11.77)	0:36.29	-3
7	2 SINGER SARGENT Nikita Beriman	5	64.5 1600m	0:11.35 1600m	1:50.56 [7] (0:14.23)	1:36.33 [4] (0:11.35)	1:24.98 [4] (0:11.65)	1:13.33 [4] (0:12.06)	1:01.27 [5] (0:12.33)	0:48.94 [5] (0:11.84)	0:37.10 [5] (0:11.79)	0:37.10	+0

Scratched: Big Bay Wolf (#6)

[] Ranking at each section and finish
 -:-:- No data available at this section
 NA No data available

SCN Saddle cloth number
 DNF Did not finish
 DNT Did not track



Sunshine Coast QLD Professional

Race 2: KAWANA WATERS HOTEL BENCHMARK 68 Handicap - 1800m

08 September 2024 - 13:38



Track Rating: Good 4, Weather: Fine, Rail Position: +12m Entire

Section				400m	200m			Last 600m		
Field Times				0:24.67 (0:11.83)	0:12.84 (0:12.84)			0:36.27		
Rank	TAB	Horse/Jockey	Barrier	Top Speed [km/h]	Fastest Section	Margin				Distance Travelled [m]
1	5	KIND WISH Robbie Dolan	2	65.7 1600m	0:11.24 1600m	0:24.38 [3] (0:11.54)	0:12.84 [1] (0:12.84)	1:49.23	0:35.87	
2	4	DIANA'S AFFAIR James Orman	7	65.9 1600m	0:11.13 1600m	0:24.71 [2] (0:11.82)	0:12.89 [2] (0:12.89)	0.3L	0:36.29	-3
3	7	PORT MOURANT Cody Collis	4	64.7 1600m	0:11.43 1600m	0:24.42 [5] (0:11.92)	0:12.50 [5] (0:12.50)	0.6L	0:35.92	-9
4	1	RAGING POLE Cejay Graham	3	66.2 1600m	0:11.20 1600m	0:24.86 [4] (0:11.93)	0:12.93 [4] (0:12.93)	2.6L	0:36.49	-6
5	3	CHASING JACKLEY Angela Jones	1	66.5 1600m	0:11.04 1600m	0:25.28 [1] (0:11.96)	0:13.32 [3] (0:13.32)	3.1L	0:36.88	-8
6	8	BIG HITTER Rob Thorburn	6	65.1 1600m	0:11.28 1600m	0:24.52 [7] (0:11.71)	0:12.81 [6] (0:12.81)	3.5L	0:36.29	-3
7	2	SINGER SARGENT Nikita Beriman	5	64.5 1600m	0:11.35 1600m	0:25.31 [6] (0:12.06)	0:13.25 [7] (0:13.25)	7L	0:37.10	+0

Scratched: Big Bay Wolf (#6)

[] Ranking at each section and finish
 -:-:- No data available at this section
 NA No data available

SCN Saddle cloth number
 DNF Did not finish
 DNT Did not track



Horse/Jockey Name	Kind Wish
Final Rank	1
Fastest Section Time (Section)	0:11.24 (1600m)
Top Speed [km/h] (Section)	65.7 (1600m)
Race State	Finished



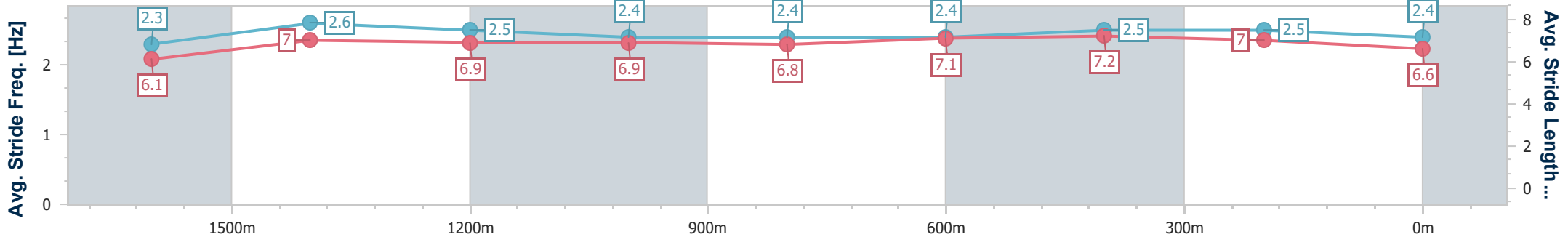
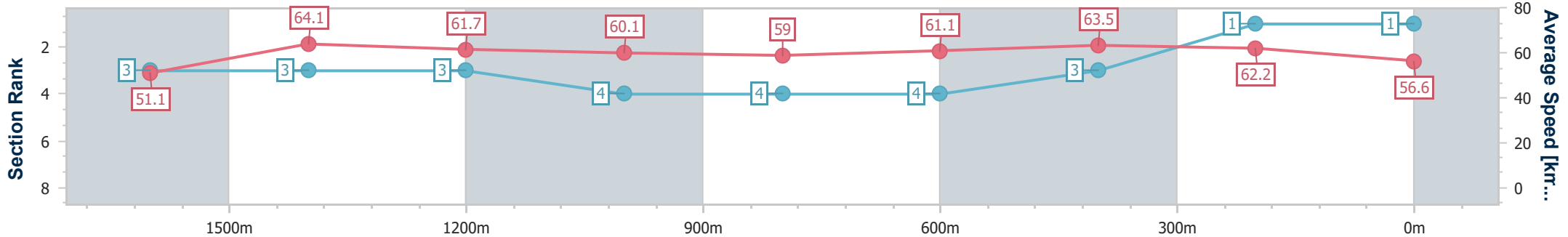
Sunshine Coast QLD Professional
Race 2: KAWANA WATERS HOTEL BENCHMARK 68 Handicap - 1800m



08 September 2024 - 13:38

Track Rating: Good 4, Weather: Fine, Rail Position: +12m Entire

Section	Overall	1600m	1400m	1200m	1000m	800m	600m	400m	200m
Section Times	1:49.23 [1] (0:14.20)	1:35.03 [3] (0:11.24)	1:23.79 [3] (0:11.73)	1:12.06 [3] (0:12.02)	1:00.04 [4] (0:12.26)	0:47.78 [4] (0:11.91)	0:35.87 [4] (0:11.49)	0:24.38 [3] (0:11.54)	0:12.84 [1] (0:12.84)
Average Speed [km/h]	51.1	64.1	61.7	60.1	59.0	61.1	63.5	62.2	56.6
Top Speed [km/h]	63.4	65.7	64.0	60.6	60.5	63.1	64.0	64.8	59.9
Avg. Dist. to Rail [m]	2.0	1.7	1.2	1.7	1.8	2.1	2.4	4.5	3.0
Avg. Stride Freq. [Hz]	2.3	2.6	2.5	2.4	2.4	2.4	2.5	2.5	2.4
Avg. Stride Length [m]	6.1	7.0	6.9	6.9	6.8	7.1	7.2	7.0	6.6



- [] Ranking at each section and finish
- .-.- No data available at this section
- NA No data available



Horse/Jockey Name	Diana's Affair
Final Rank	2
Fastest Section Time (Section)	0:11.13 (1600m)
Top Speed [km/h] (Section)	65.9 (1600m)
Race State	Finished



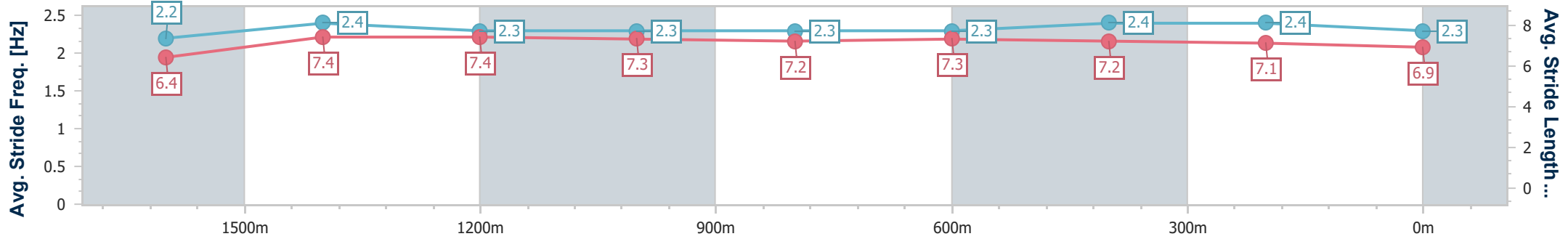
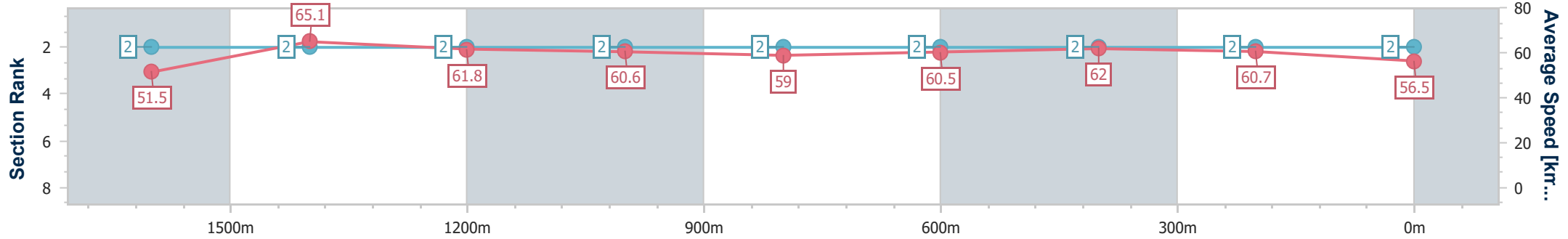
Sunshine Coast QLD Professional
Race 2: KAWANA WATERS HOTEL BENCHMARK 68 Handicap - 1800m



08 September 2024 - 13:38

Track Rating: Good 4, Weather: Fine, Rail Position: +12m Entire

Section	Overall	1600m	1400m	1200m	1000m	800m	600m	400m	200m
Section Times	1:49.30 [2] (0:14.11)	1:35.19 [2] (0:11.13)	1:24.06 [2] (0:11.66)	1:12.40 [2] (0:11.90)	1:00.50 [2] (0:12.25)	0:48.25 [2] (0:11.96)	0:36.29 [2] (0:11.58)	0:24.71 [2] (0:11.82)	0:12.89 [2] (0:12.89)
Average Speed [km/h]	51.5	65.1	61.8	60.6	59.0	60.5	62.0	60.7	56.5
Top Speed [km/h]	64.8	65.9	63.5	63.8	59.9	63.0	62.8	62.9	57.7
Avg. Dist. to Rail [m]	4.4	2.4	1.1	2.0	2.3	1.1	0.5	1.4	0.7
Avg. Stride Freq. [Hz]	2.2	2.4	2.3	2.3	2.3	2.3	2.4	2.4	2.3
Avg. Stride Length [m]	6.4	7.4	7.4	7.3	7.2	7.3	7.2	7.1	6.9



- [] Ranking at each section and finish
- .-.- No data available at this section
- NA No data available



Horse/Jockey Name	Port Mourant
Final Rank	3
Fastest Section Time (Section)	0:11.43 (1600m)
Top Speed [km/h] (Section)	64.7 (1600m)
Race State	Finished



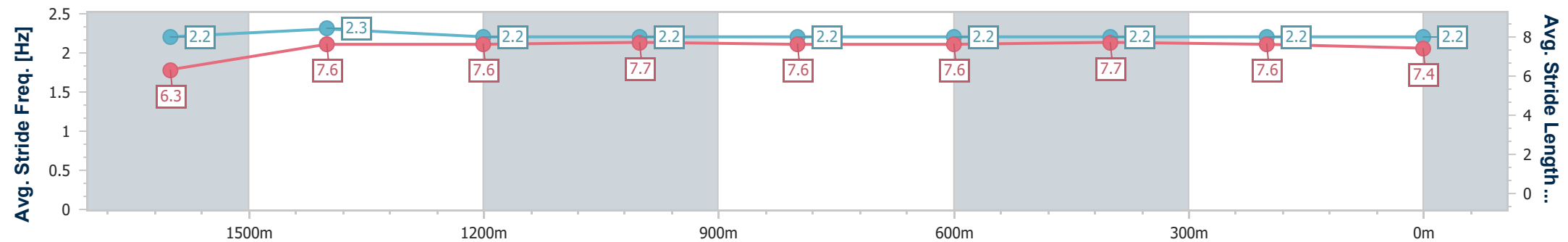
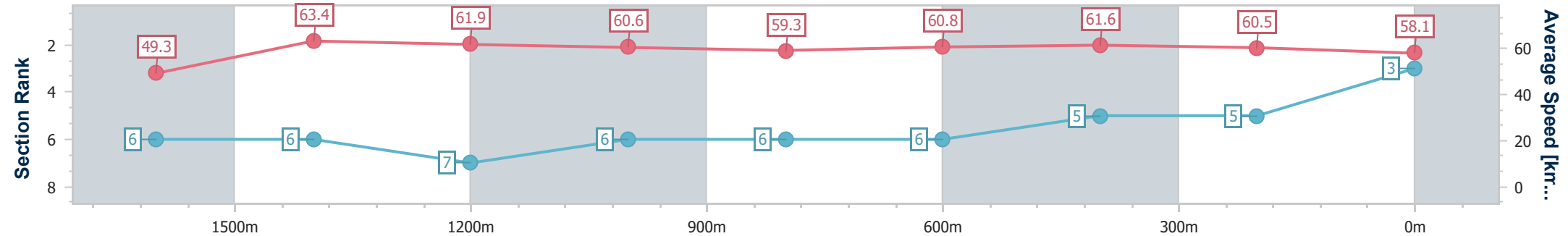
Sunshine Coast QLD Professional
Race 2: KAWANA WATERS HOTEL BENCHMARK 68 Handicap - 1800m



08 September 2024 - 13:38

Track Rating: Good 4, Weather: Fine, Rail Position: +12m Entire

Section	Overall	1600m	1400m	1200m	1000m	800m	600m	400m	200m				
Section Times	1:49.38 [3] (0:14.68)	1:34.70 [6] (0:11.43)	1:23.27 [6] (0:11.64)	1:11.63 [7] (0:11.90)	0:59.73 [6] (0:12.13)	0:47.60 [6] (0:11.68)	0:35.92 [6] (0:11.50)	0:24.42 [5] (0:11.92)	0:12.50 [5] (0:12.50)				
Average Speed [km/h]	49.3	63.4	61.9	60.6	59.3	60.8	61.6	60.5	58.1				
Top Speed [km/h]	63.1	64.7	64.0	61.1	60.1	61.6	62.3	61.8	59.7				
Avg. Dist. to Rail [m]	2.2	2.1	1.1	0.3	0.5	2.4	2.5	1.2	3.0				
Avg. Stride Freq. [Hz]	2.2	2.3	2.2	2.2	2.2	2.2	2.2	2.2	2.2				
Avg. Stride Length [m]	6.3	7.6	7.6	7.7	7.6	7.6	7.7	7.6	7.4				



- [] Ranking at each section and finish
- .-.- No data available at this section
- NA No data available



Horse/Jockey Name	Raging Pole
Final Rank	4
Fastest Section Time (Section)	0:11.20 (1600m)
Top Speed [km/h] (Section)	66.2 (1600m)
Race State	Finished



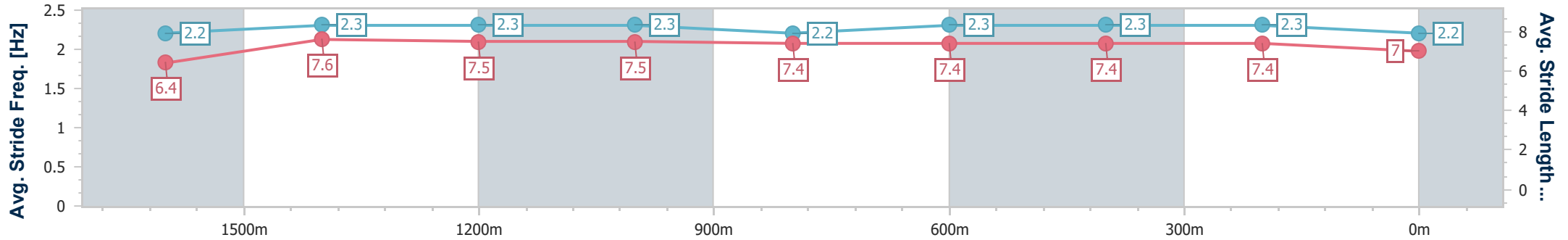
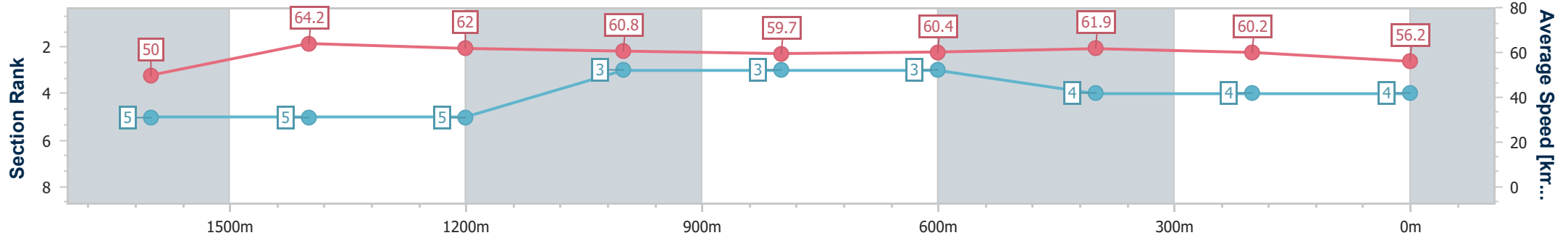
Sunshine Coast QLD Professional
Race 2: KAWANA WATERS HOTEL BENCHMARK 68 Handicap - 1800m



08 September 2024 - 13:38

Track Rating: Good 4, Weather: Fine, Rail Position: +12m Entire

Section	Overall	1600m	1400m	1200m	1000m	800m	600m	400m	200m
Section Times	1:49.73 [4] (0:14.44)	1:35.29 [5] (0:11.20)	1:24.09 [5] (0:11.65)	1:12.44 [5] (0:11.85)	1:00.59 [3] (0:12.14)	0:48.45 [3] (0:11.96)	0:36.49 [3] (0:11.63)	0:24.86 [4] (0:11.93)	0:12.93 [4] (0:12.93)
Average Speed [km/h]	50.0	64.2	62.0	60.8	59.7	60.4	61.9	60.2	56.2
Top Speed [km/h]	62.6	66.2	63.9	61.7	59.9	61.8	62.2	61.4	58.8
Avg. Dist. to Rail [m]	1.6	0.8	1.5	1.6	1.3	0.8	0.3	0.8	1.6
Avg. Stride Freq. [Hz]	2.2	2.3	2.3	2.3	2.2	2.3	2.3	2.3	2.2
Avg. Stride Length [m]	6.4	7.6	7.5	7.5	7.4	7.4	7.4	7.4	7.0



- [] Ranking at each section and finish
- .-.- No data available at this section
- NA No data available



Horse/Jockey Name	Chasing Jackley
Final Rank	5
Fastest Section Time (Section)	0:11.04 (1600m)
Top Speed [km/h] (Section)	66.5 (1600m)
Race State	Finished



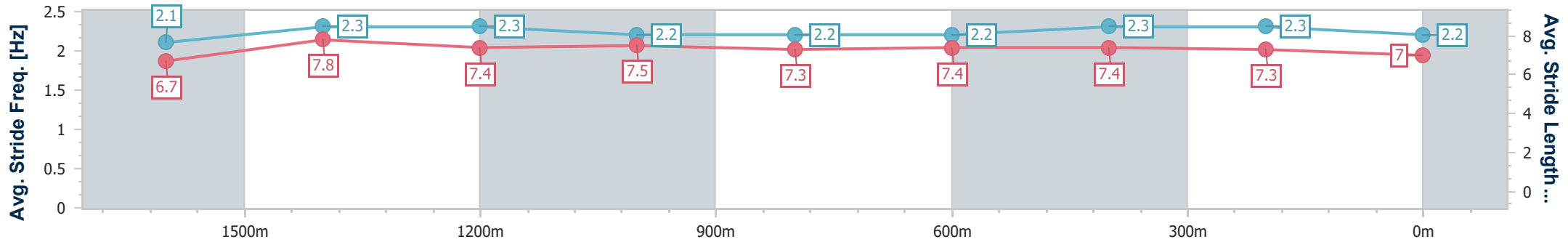
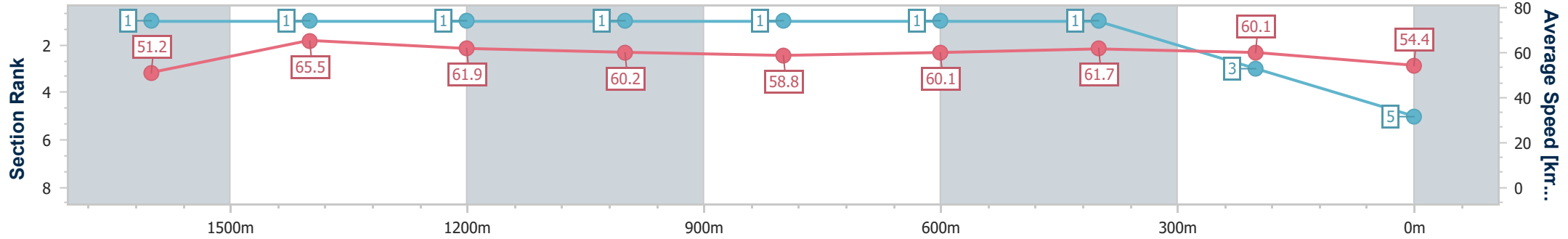
Sunshine Coast QLD Professional
Race 2: KAWANA WATERS HOTEL BENCHMARK 68 Handicap - 1800m



08 September 2024 - 13:38

Track Rating: Good 4, Weather: Fine, Rail Position: +12m Entire

Section	Overall	1600m	1400m	1200m	1000m	800m	600m	400m	200m
Section Times	1:49.84 [5] (0:14.04)	1:35.80 [1] (0:11.04)	1:24.76 [1] (0:11.66)	1:13.10 [1] (0:11.95)	1:01.15 [1] (0:12.26)	0:48.89 [1] (0:12.01)	0:36.88 [1] (0:11.60)	0:25.28 [1] (0:11.96)	0:13.32 [3] (0:13.32)
Average Speed [km/h]	51.2	65.5	61.9	60.2	58.8	60.1	61.7	60.1	54.4
Top Speed [km/h]	63.0	66.5	66.3	62.5	59.6	61.6	62.2	61.8	57.3
Avg. Dist. to Rail [m]	0.7	1.7	1.5	1.4	1.3	0.6	1.1	0.5	0.6
Avg. Stride Freq. [Hz]	2.1	2.3	2.3	2.2	2.2	2.2	2.3	2.3	2.2
Avg. Stride Length [m]	6.7	7.8	7.4	7.5	7.3	7.4	7.4	7.3	7.0



- [] Ranking at each section and finish
- .-.- No data available at this section
- NA No data available



Horse/Jockey Name	Big Hitter
Final Rank	6
Fastest Section Time (Section)	0:11.28 (1600m)
Top Speed [km/h] (Section)	65.1 (1600m)
Race State	Finished

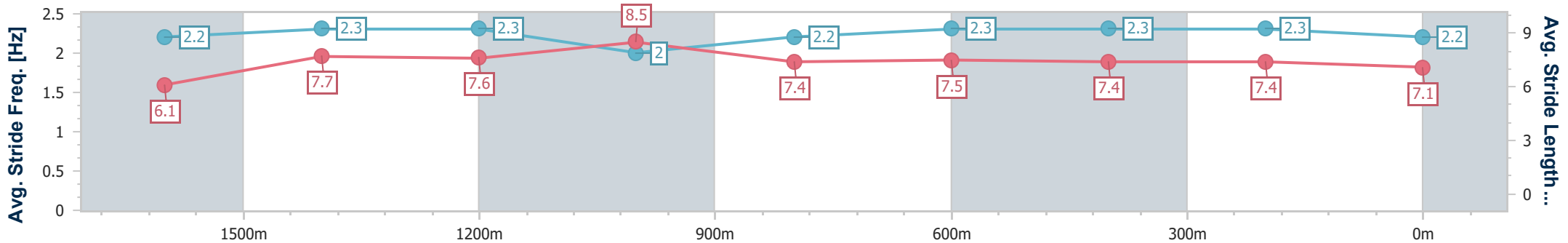
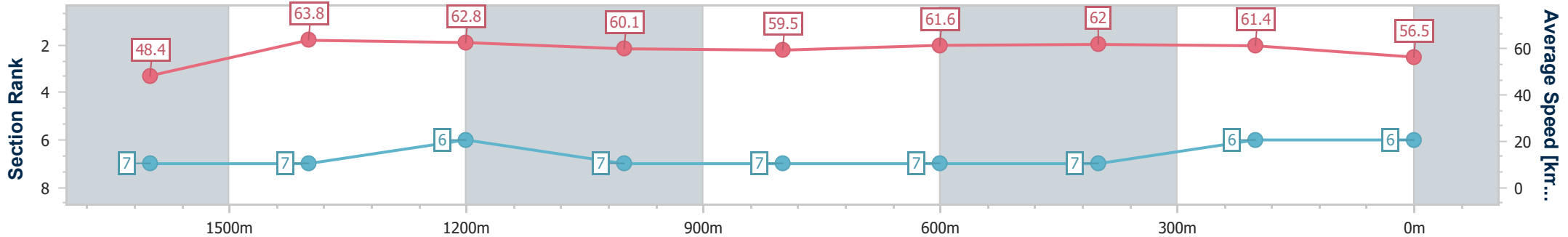


Sunshine Coast QLD Professional
 Race 2: KAWANA WATERS HOTEL BENCHMARK 68 Handicap - 1800m
 SCTC SUNSHINE COAST TURF CLUB

08 September 2024 - 13:38

Track Rating: Good 4, Weather: Fine, Rail Position: +12m Entire

Section	Overall	1600m	1400m	1200m	1000m	800m	600m	400m	200m				
Section Times	1:49.94 [6] (0:14.95)	1:34.99 [7] (0:11.28)	1:23.71 [7] (0:11.50)	1:12.21 [6] (0:11.99)	1:00.22 [7] (0:12.17)	0:48.05 [7] (0:11.76)	0:36.29 [7] (0:11.77)	0:24.52 [7] (0:11.71)	0:12.81 [6] (0:12.81)				
Average Speed [km/h]	48.4	63.8	62.8	60.1	59.5	61.6	62.0	61.4	56.5				
Top Speed [km/h]	62.3	65.1	63.9	62.4	63.6	62.8	62.6	62.8	59.8				
Avg. Dist. to Rail [m]	3.7	0.3	1.3	1.8	1.7	1.0	2.1	3.7	4.5				
Avg. Stride Freq. [Hz]	2.2	2.3	2.3	2.0	2.2	2.3	2.3	2.3	2.2				
Avg. Stride Length [m]	6.1	7.7	7.6	8.5	7.4	7.5	7.4	7.4	7.1				



- [] Ranking at each section and finish
- .-.- No data available at this section
- NA No data available



Horse/Jockey Name	Singer Sargent
Final Rank	7
Fastest Section Time (Section)	0:11.35 (1600m)
Top Speed [km/h] (Section)	64.5 (1600m)
Race State	Finished

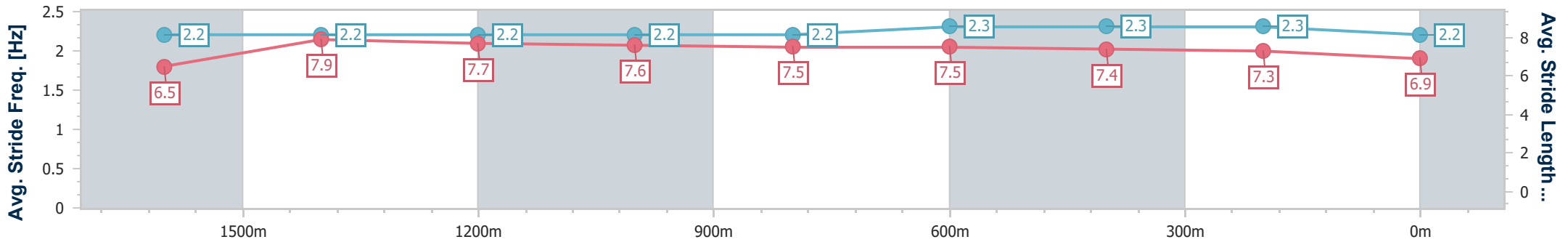
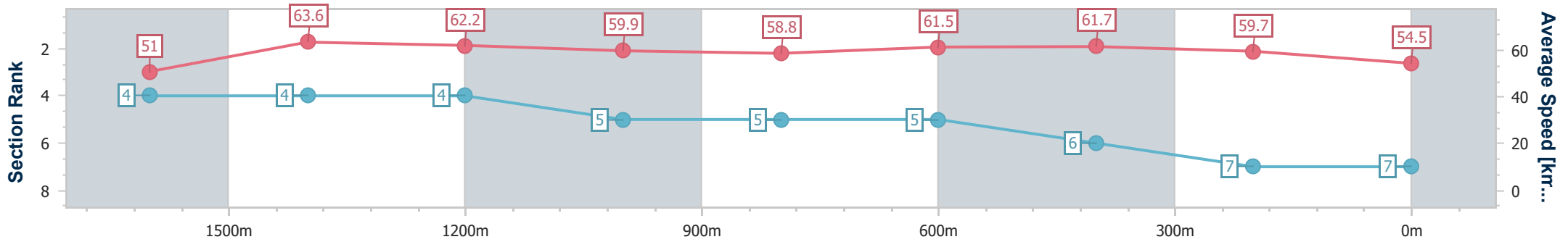


Sunshine Coast QLD Professional
 Race 2: KAWANA WATERS HOTEL BENCHMARK 68 Handicap - 1800m
 SCTC SUNSHINE COAST TURF CLUB

08 September 2024 - 13:38

Track Rating: Good 4, Weather: Fine, Rail Position: +12m Entire

Section	Overall	1600m	1400m	1200m	1000m	800m	600m	400m	200m				
Section Times	1:50.56 [7] (0:14.23)	1:36.33 [4] (0:11.35)	1:24.98 [4] (0:11.65)	1:13.33 [4] (0:12.06)	1:01.27 [5] (0:12.33)	0:48.94 [5] (0:11.84)	0:37.10 [5] (0:11.79)	0:25.31 [6] (0:12.06)	0:13.25 [7] (0:13.25)				
Average Speed [km/h]	51.0	63.6	62.2	59.9	58.8	61.5	61.7	59.7	54.5				
Top Speed [km/h]	64.1	64.5	63.4	61.3	59.5	63.1	62.3	61.8	56.9				
Avg. Dist. to Rail [m]	3.5	2.3	2.5	3.1	2.3	2.2	1.7	3.6	3.6				
Avg. Stride Freq. [Hz]	2.2	2.2	2.2	2.2	2.2	2.3	2.3	2.3	2.2				
Avg. Stride Length [m]	6.5	7.9	7.7	7.6	7.5	7.5	7.4	7.3	6.9				



- [] Ranking at each section and finish
- .-.- No data available at this section
- NA No data available