



Sunshine Coast QLD Professional

Race 3: SPORTS HUB Maiden Plate - 1400m

08 September 2024 - 14:12



Track Rating: Good 4, Weather: Fine, Rail Position: +12m Entire

Section		Field Times										Last 600m				
		Overall	1200m	1000m	800m	600m	400m						0:35.73			
		(0:13.20)	(0:10.97)	(0:11.88)	(0:12.13)	(0:11.70)	(0:11.55)									
Rank	TAB	Horse/Jockey	Barrier	Top Speed [km/h]	Fastest Section											Distance Travelled [m]
1	3	FLY FIFER	10	68.8	0:10.97	1:23.91 [1]	1:10.71 [1]	0:59.74 [1]	0:47.86 [1]	0:35.73 [1]	0:24.03 [1]	0:35.73				
		Nikita Beriman		Overall	1200m	(0:13.20)	(0:10.97)	(0:11.88)	(0:12.13)	(0:11.70)	(0:11.55)					
2	2	RHUVAAL	2	64.7	0:11.21	1:23.93 [2]	1:09.99 [9]	0:58.78 [8]	0:46.87 [7]	0:35.10 [6]	0:23.38 [6]	0:35.10 +1				
		Cejay Graham		1200m	1200m	(0:13.94)	(0:11.21)	(0:11.91)	(0:11.77)	(0:11.72)	(0:11.38)					
3	4	LET'SSHOWEM	1	66.9	0:11.02	1:24.47 [3]	1:10.83 [5]	0:59.81 [5]	0:47.93 [5]	0:36.03 [4]	0:24.30 [3]	0:36.03 +0				
		Adin Thompson		1200m	1200m	(0:13.64)	(0:11.02)	(0:11.88)	(0:11.90)	(0:11.73)	(0:11.75)					
4	5	OUR ESPRIT	7	65.5	0:11.24	1:24.70 [4]	1:10.81 [8]	0:59.57 [7]	0:47.62 [8]	0:35.71 [8]	0:24.18 [5]	0:35.71 +6				
		Karl Zechner		1200m	1200m	(0:13.89)	(0:11.24)	(0:11.95)	(0:11.91)	(0:11.53)	(0:11.52)					
5	11	HAMISO	9	67.5	0:10.93	1:25.13 [5]	1:11.83 [2]	1:00.90 [2]	0:48.94 [2]	0:36.86 [2]	0:25.03 [2]	0:36.86 +1				
		Trudy Thornton		1200m	1200m	(0:13.30)	(0:10.93)	(0:11.96)	(0:12.08)	(0:11.83)	(0:11.84)					
6	9	SAVANNAH GANGSTER	6	64.6	0:11.23	1:25.28 [6]	1:11.11 [10]	0:59.88 [10]	0:47.86 [9]	0:35.82 [9]	0:24.05 [9]	0:35.82 +5				
		Robbie Dolan		1200m	1200m	(0:14.17)	(0:11.23)	(0:12.02)	(0:12.04)	(0:11.77)	(0:11.80)					
7	12	BETCHA THINK SO	5	66.4	0:11.13	1:25.61 [7]	1:12.17 [3]	1:01.04 [4]	0:49.13 [4]	0:37.18 [3]	0:25.36 [4]	0:37.18 +7				
		Samantha Collett		1200m	1200m	(0:13.44)	(0:11.13)	(0:11.91)	(0:11.95)	(0:11.82)	(0:12.08)					
8	1	PLUS SIXTY ONE	4	66.2	0:11.16	1:25.80 [8]	1:12.09 [6]	1:00.93 [6]	0:48.89 [6]	0:36.86 [7]	0:24.99 [8]	0:36.86 +5				
		Dale Smith		1200m	1200m	(0:13.71)	(0:11.16)	(0:12.04)	(0:12.03)	(0:11.87)	(0:12.21)					
9	10	DESERT ANGEL	3	67.6	0:11.04	1:25.80 [9]	1:12.36 [3]	1:01.32 [3]	0:49.42 [3]	0:37.33 [5]	0:25.22 [7]	0:37.33 +0				
		Ron Stewart		1200m	1200m	(0:13.44)	(0:11.04)	(0:11.90)	(0:12.09)	(0:12.11)	(0:12.36)					
10	8	OUR ANNUITY	8	64.7	0:11.58	1:29.13 [10]	1:15.42 [7]	1:03.84 [9]	0:51.52 [10]	0:38.98 [10]	0:26.25 [10]	0:38.98 +1				
		Cody Collis		1200m	1200m	(0:13.71)	(0:11.58)	(0:12.32)	(0:12.54)	(0:12.73)	(0:12.52)					

Scratched: Gypsidazzler (#14), Marvia Miss (#16), He's A Saint (#7), Advertise (#15), Argerich (#13), Captain Good Vibes (#6)

[] Ranking at each section and finish
 -:-:- No data available at this section
 NA No data available

SCN Saddle cloth number
 DNF Did not finish
 DNT Did not track



Sunshine Coast QLD Professional
 Race 3: SPORTS HUB Maiden Plate - 1400m
 08 September 2024 - 14:12



Track Rating: Good 4, Weather: Fine, Rail Position: +12m Entire

Section				200m				Last 600m	
Field Times				0:12.48 (0:12.48)				0:35.73	
Rank	TAB	Horse/Jockey	Barrier	Top Speed [km/h]	Fastest Section	Margin			Distance Travelled [m]
1	3	FLY FIFER Nikita Beriman	10	68.8 Overall	0:10.97 1200m	0:12.48 [1] (0:12.48)	1:23.91		0:35.73
2	2	RHUVAAAL Cejay Graham	2	64.7 1200m	0:11.21 1200m	0:12.00 [3] (0:12.00)	0.1L		0:35.10 +1
3	4	LET'SSHOWEM Adin Thompson	1	66.9 1200m	0:11.02 1200m	0:12.55 [2] (0:12.55)	3.1L		0:36.03 +0
4	5	OUR ESPRIT Karl Zechner	7	65.5 1200m	0:11.24 1200m	0:12.66 [5] (0:12.66)	4.4L		0:35.71 +6
5	11	HAMISO Trudy Thornton	9	67.5 1200m	0:10.93 1200m	0:13.19 [4] (0:13.19)	6.9L		0:36.86 +1
6	9	SAVANNAH GANGSTER Robbie Dolan	6	64.6 1200m	0:11.23 1200m	0:12.25 [9] (0:12.25)	7.7L		0:35.82 +5
7	12	BETCHA THINK SO Samantha Collett	5	66.4 1200m	0:11.13 1200m	0:13.28 [6] (0:13.28)	9.5L		0:37.18 +7
8	1	PLUS SIXTY ONE Dale Smith	4	66.2 1200m	0:11.16 1200m	0:12.78 [8] (0:12.78)	10.5L		0:36.86 +5
9	10	DESERT ANGEL Ron Stewart	3	67.6 1200m	0:11.04 1200m	0:12.86 [7] (0:12.86)	10.6L		0:37.33 +0
10	8	OUR ANNUITY Cody Collis	8	64.7 1200m	0:11.58 1200m	0:13.73 [10] (0:13.73)	30.1L		0:38.98 +1

Scratched: Gypsidazzler (#14), Marvia Miss (#16), He's A Saint (#7), Advertise (#15), Argerich (#13), Captain Good Vibes (#6)

[] Ranking at each section and finish
 -:-:- No data available at this section
 NA No data available

SCN Saddle cloth number
 DNF Did not finish
 DNT Did not track



Horse/Jockey Name	Fly Fifer
Final Rank	1
Fastest Section Time (Section)	0:10.97 (1200m)
Top Speed [km/h] (Section)	68.8 (Overall)
Race State	Finished



Sunshine Coast QLD Professional

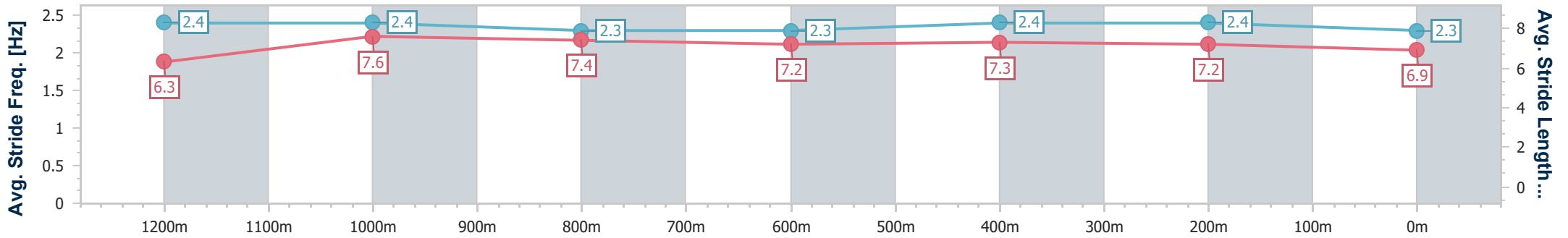
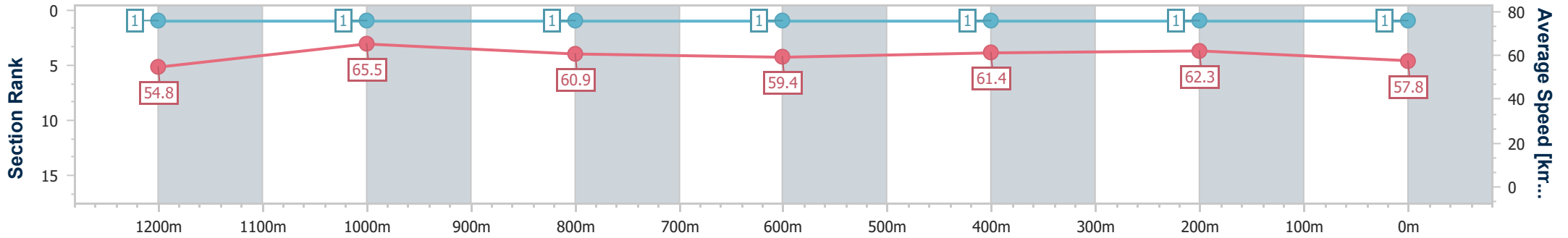
Race 3: SPORTS HUB Maiden Plate - 1400m



08 September 2024 - 14:12

Track Rating: Good 4, Weather: Fine, Rail Position: +12m Entire

Section	Overall	1200m	1000m	800m	600m	400m	200m
Section Times	1:23.91 [1] (0:13.20)	1:10.71 [1] (0:10.97)	0:59.74 [1] (0:11.88)	0:47.86 [1] (0:12.13)	0:35.73 [1] (0:11.70)	0:24.03 [1] (0:11.55)	0:12.48 [1] (0:12.48)
Average Speed [km/h]	54.8	65.5	60.9	59.4	61.4	62.3	57.8
Top Speed [km/h]	68.8	68.5	62.8	59.8	62.4	63.1	61.3
Avg. Dist. to Rail [m]	9.0	2.6	1.2	0.5	0.6	0.3	0.2
Avg. Stride Freq. [Hz]	2.4	2.4	2.3	2.3	2.4	2.4	2.3
Avg. Stride Length [m]	6.3	7.6	7.4	7.2	7.3	7.2	6.9



- [] Ranking at each section and finish
- .-.- No data available at this section
- NA No data available



Horse/Jockey Name	Rhuvaal
Final Rank	2
Fastest Section Time (Section)	0:11.21 (1200m)
Top Speed [km/h] (Section)	64.7 (1200m)
Race State	Finished



Sunshine Coast QLD Professional

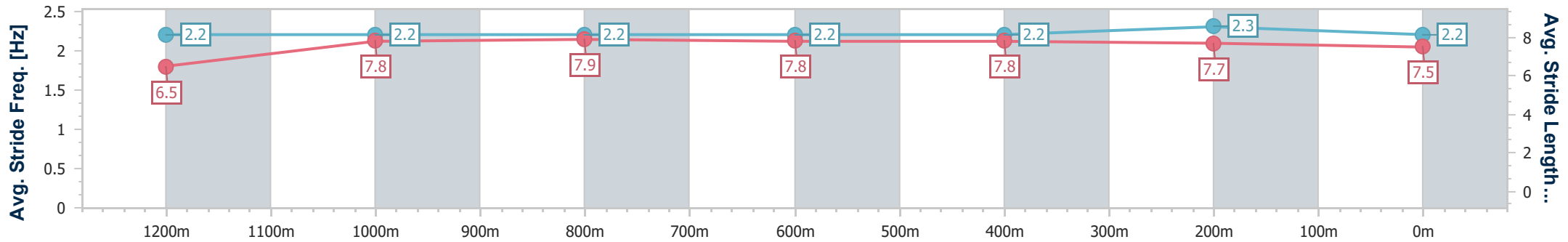
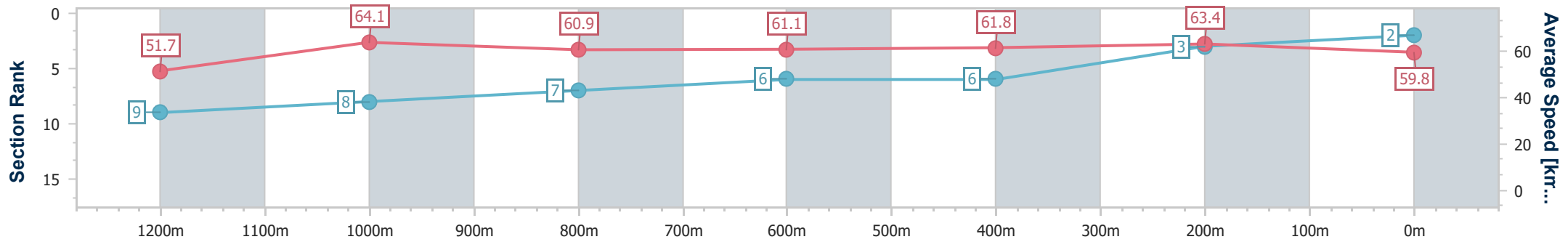
Race 3: SPORTS HUB Maiden Plate - 1400m



08 September 2024 - 14:12

Track Rating: Good 4, Weather: Fine, Rail Position: +12m Entire

Section	Overall	1200m	1000m	800m	600m	400m	200m
Section Times	1:23.93 [2] (0:13.94)	1:09.99 [9] (0:11.21)	0:58.78 [8] (0:11.91)	0:46.87 [7] (0:11.77)	0:35.10 [6] (0:11.72)	0:23.38 [6] (0:11.38)	0:12.00 [3] (0:12.00)
Average Speed [km/h]	51.7	64.1	60.9	61.1	61.8	63.4	59.8
Top Speed [km/h]	64.0	64.7	63.1	62.3	62.5	63.9	62.0
Avg. Dist. to Rail [m]	2.8	1.6	1.4	0.7	0.6	3.4	2.7
Avg. Stride Freq. [Hz]	2.2	2.2	2.2	2.2	2.2	2.3	2.2
Avg. Stride Length [m]	6.5	7.8	7.9	7.8	7.8	7.7	7.5



- [] Ranking at each section and finish
- .-.- No data available at this section
- NA No data available



Horse/Jockey Name	Let'sshowem
Final Rank	3
Fastest Section Time (Section)	0:11.02 (1200m)
Top Speed [km/h] (Section)	66.9 (1200m)
Race State	Finished



Sunshine Coast QLD Professional

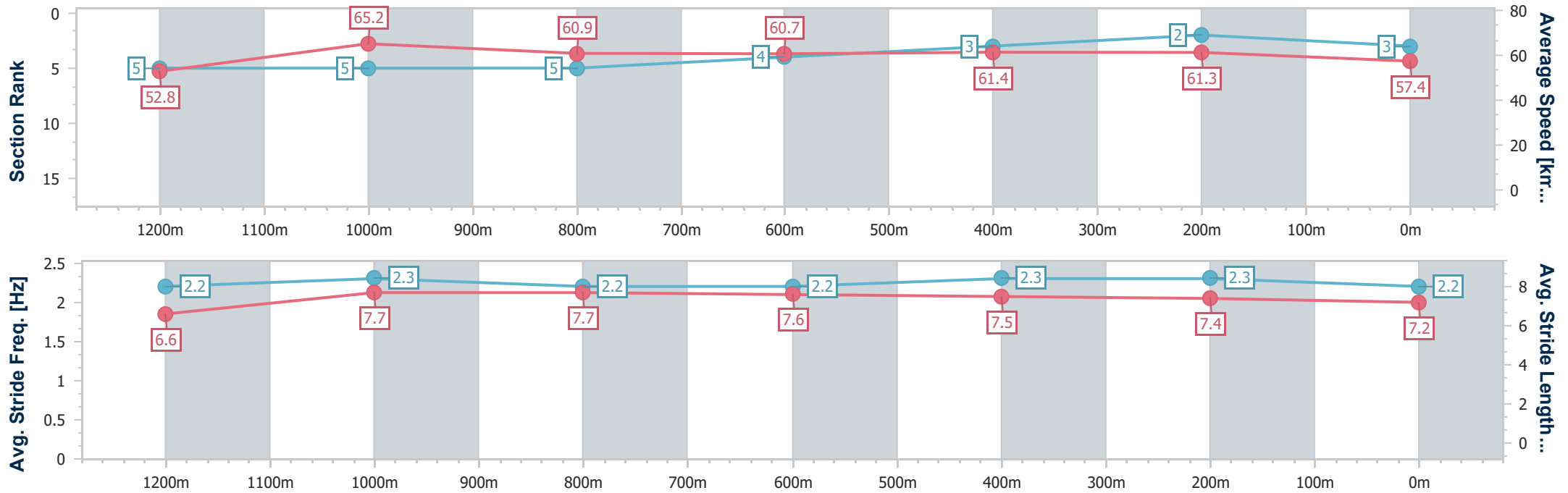
Race 3: SPORTS HUB Maiden Plate - 1400m



08 September 2024 - 14:12

Track Rating: Good 4, Weather: Fine, Rail Position: +12m Entire

Section	Overall	1200m	1000m	800m	600m	400m	200m
Section Times	1:24.47 [3] (0:13.64)	1:10.83 [5] (0:11.02)	0:59.81 [5] (0:11.88)	0:47.93 [5] (0:11.90)	0:36.03 [4] (0:11.73)	0:24.30 [3] (0:11.75)	0:12.55 [2] (0:12.55)
Average Speed [km/h]	52.8	65.2	60.9	60.7	61.4	61.3	57.4
Top Speed [km/h]	66.5	66.9	63.0	61.6	62.1	63.2	60.0
Avg. Dist. to Rail [m]	1.9	1.7	1.5	0.6	0.4	0.7	1.0
Avg. Stride Freq. [Hz]	2.2	2.3	2.2	2.2	2.3	2.3	2.2
Avg. Stride Length [m]	6.6	7.7	7.7	7.6	7.5	7.4	7.2



- [] Ranking at each section and finish
- .-.- No data available at this section
- NA No data available



Horse/Jockey Name	Our Esprit
Final Rank	4
Fastest Section Time (Section)	0:11.24 (1200m)
Top Speed [km/h] (Section)	65.5 (1200m)
Race State	Finished



Sunshine Coast QLD Professional

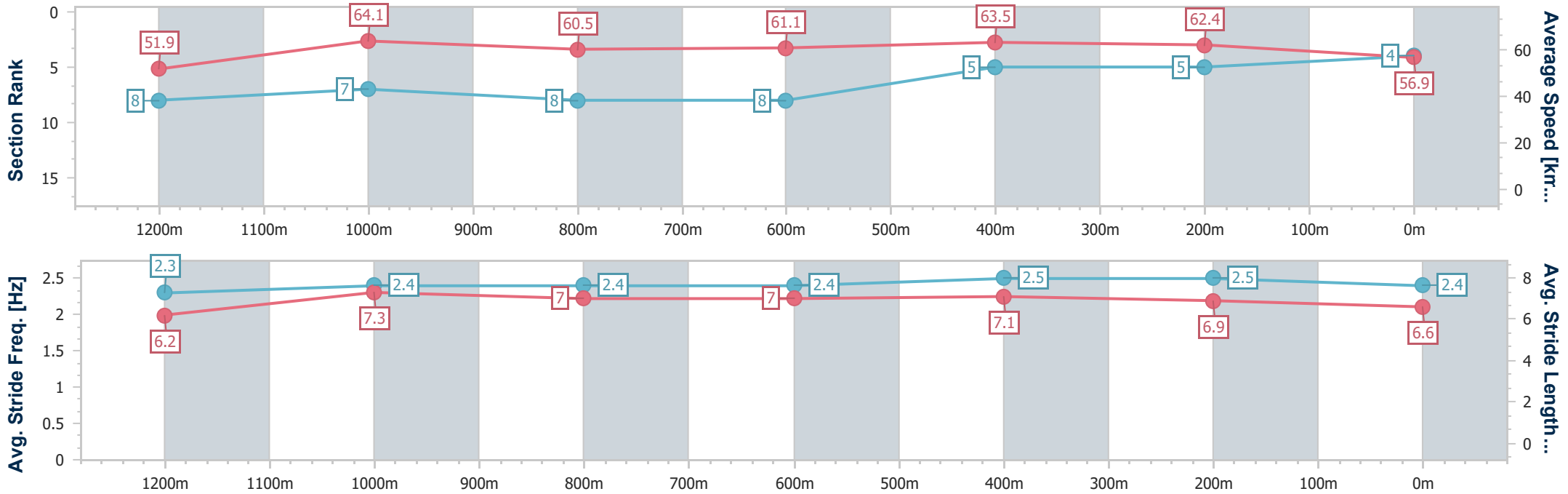
Race 3: SPORTS HUB Maiden Plate - 1400m



08 September 2024 - 14:12

Track Rating: Good 4, Weather: Fine, Rail Position: +12m Entire

Section	Overall	1200m	1000m	800m	600m	400m	200m
Section Times	1:24.70 [4] (0:13.89)	1:10.81 [8] (0:11.24)	0:59.57 [7] (0:11.95)	0:47.62 [8] (0:11.91)	0:35.71 [8] (0:11.53)	0:24.18 [5] (0:11.52)	0:12.66 [5] (0:12.66)
Average Speed [km/h]	51.9	64.1	60.5	61.1	63.5	62.4	56.9
Top Speed [km/h]	64.6	65.5	62.8	63.8	64.3	64.1	60.4
Avg. Dist. to Rail [m]	6.1	2.7	2.4	2.1	2.8	3.8	3.0
Avg. Stride Freq. [Hz]	2.3	2.4	2.4	2.4	2.5	2.5	2.4
Avg. Stride Length [m]	6.2	7.3	7.0	7.0	7.1	6.9	6.6



- [] Ranking at each section and finish
- .-.- No data available at this section
- NA No data available



Horse/Jockey Name	Hamiso
Final Rank	5
Fastest Section Time (Section)	0:10.93 (1200m)
Top Speed [km/h] (Section)	67.5 (1200m)
Race State	Finished



Sunshine Coast QLD Professional

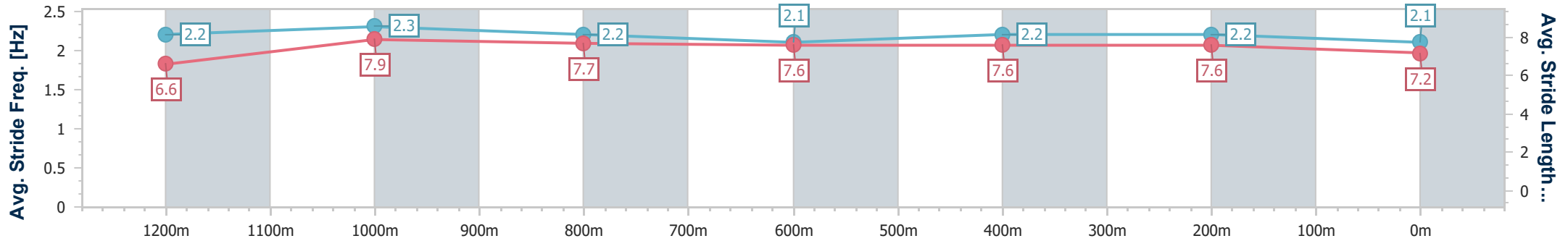
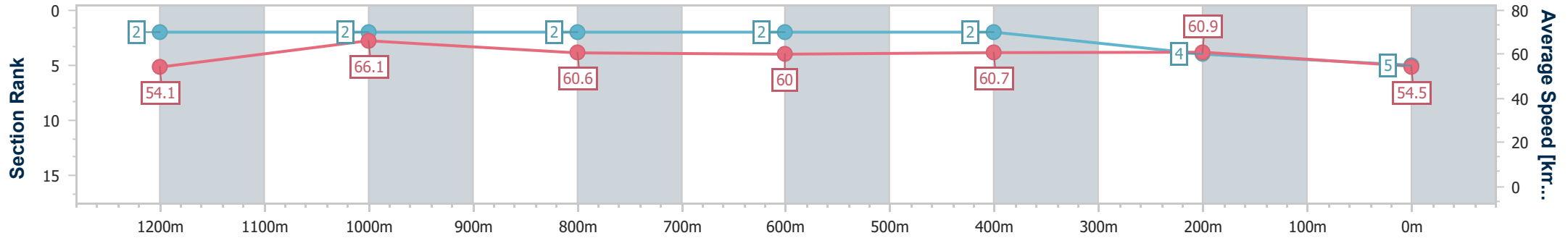
Race 3: SPORTS HUB Maiden Plate - 1400m



08 September 2024 - 14:12

Track Rating: Good 4, Weather: Fine, Rail Position: +12m Entire

Section	Overall	1200m	1000m	800m	600m	400m	200m
Section Times	1:25.13 [5] (0:13.30)	1:11.83 [2] (0:10.93)	1:00.90 [2] (0:11.96)	0:48.94 [2] (0:12.08)	0:36.86 [2] (0:11.83)	0:25.03 [2] (0:11.84)	0:13.19 [4] (0:13.19)
Average Speed [km/h]	54.1	66.1	60.6	60.0	60.7	60.9	54.5
Top Speed [km/h]	67.5	67.5	62.3	61.1	61.7	62.0	58.4
Avg. Dist. to Rail [m]	7.8	3.7	2.2	0.9	0.2	1.4	1.5
Avg. Stride Freq. [Hz]	2.2	2.3	2.2	2.1	2.2	2.2	2.1
Avg. Stride Length [m]	6.6	7.9	7.7	7.6	7.6	7.6	7.2



- [] Ranking at each section and finish
- .-.- No data available at this section
- NA No data available



Horse/Jockey Name	Savannah Gangster
Final Rank	6
Fastest Section Time (Section)	0:11.23 (1200m)
Top Speed [km/h] (Section)	64.6 (1200m)
Race State	Finished



Sunshine Coast QLD Professional

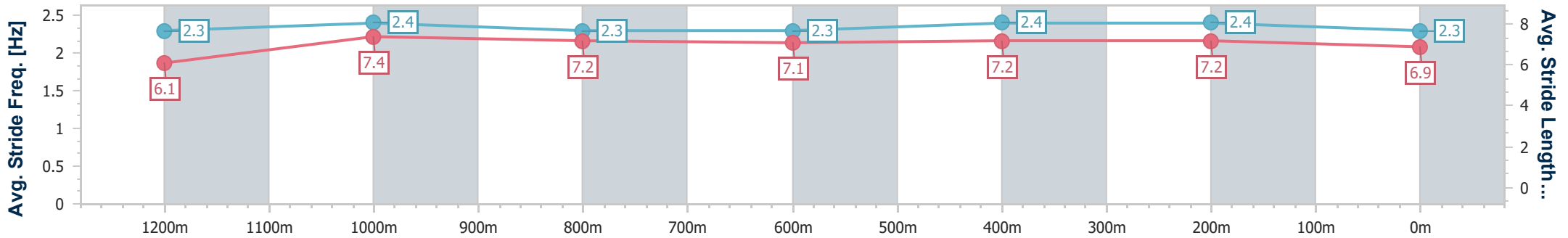
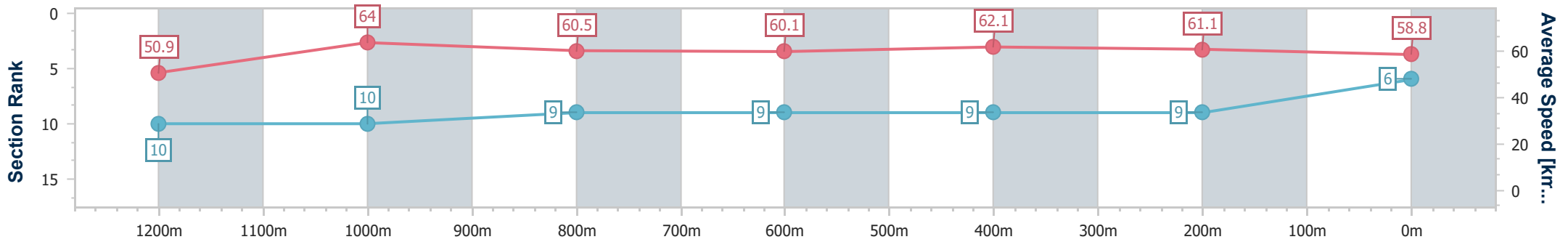
Race 3: SPORTS HUB Maiden Plate - 1400m



08 September 2024 - 14:12

Track Rating: Good 4, Weather: Fine, Rail Position: +12m Entire

Section	Overall	1200m	1000m	800m	600m	400m	200m
Section Times	1:25.28 [6] (0:14.17)	1:11.11 [10] (0:11.23)	0:59.88 [10] (0:12.02)	0:47.86 [9] (0:12.04)	0:35.82 [9] (0:11.77)	0:24.05 [9] (0:11.80)	0:12.25 [9] (0:12.25)
Average Speed [km/h]	50.9	64.0	60.5	60.1	62.1	61.1	58.8
Top Speed [km/h]	64.2	64.6	63.4	63.6	63.6	62.1	61.7
Avg. Dist. to Rail [m]	5.4	2.5	2.0	1.3	2.3	5.5	4.6
Avg. Stride Freq. [Hz]	2.3	2.4	2.3	2.3	2.4	2.4	2.3
Avg. Stride Length [m]	6.1	7.4	7.2	7.1	7.2	7.2	6.9



- [] Ranking at each section and finish
- .-.- No data available at this section
- NA No data available



Horse/Jockey Name	Betcha Think So
Final Rank	7
Fastest Section Time (Section)	0:11.13 (1200m)
Top Speed [km/h] (Section)	66.4 (1200m)
Race State	Finished



Sunshine Coast QLD Professional

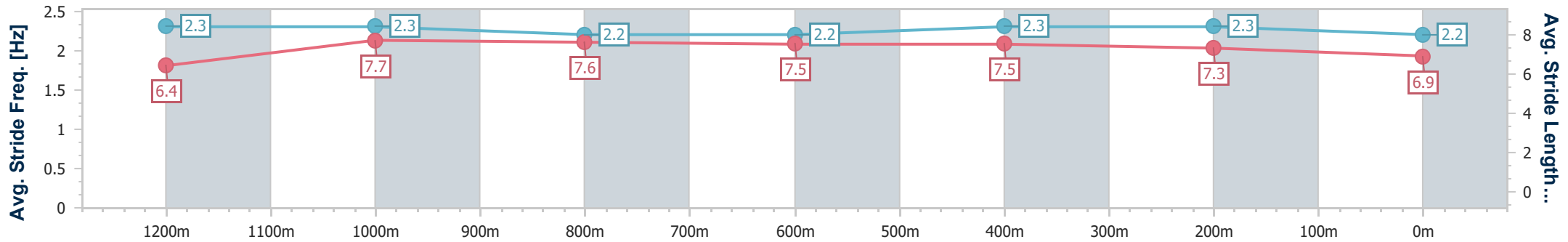
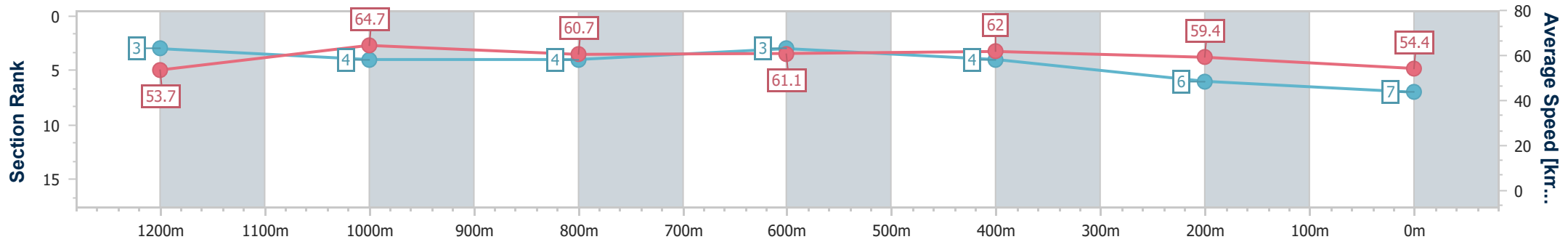
Race 3: SPORTS HUB Maiden Plate - 1400m

08 September 2024 - 14:12



Track Rating: Good 4, Weather: Fine, Rail Position: +12m Entire

Section	Overall	1200m	1000m	800m	600m	400m	200m
Section Times	1:25.61 [7] (0:13.44)	1:12.17 [3] (0:11.13)	1:01.04 [4] (0:11.91)	0:49.13 [4] (0:11.95)	0:37.18 [3] (0:11.82)	0:25.36 [4] (0:12.08)	0:13.28 [6] (0:13.28)
Average Speed [km/h]	53.7	64.7	60.7	61.1	62.0	59.4	54.4
Top Speed [km/h]	65.8	66.4	63.1	62.8	62.2	61.6	57.2
Avg. Dist. to Rail [m]	5.3	2.9	2.4	2.5	2.9	3.7	3.7
Avg. Stride Freq. [Hz]	2.3	2.3	2.2	2.2	2.3	2.3	2.2
Avg. Stride Length [m]	6.4	7.7	7.6	7.5	7.5	7.3	6.9



- [] Ranking at each section and finish
- .-.- No data available at this section
- NA No data available



Horse/Jockey Name	Plus Sixty One
Final Rank	8
Fastest Section Time (Section)	0:11.16 (1200m)
Top Speed [km/h] (Section)	66.2 (1200m)
Race State	Finished



Sunshine Coast QLD Professional

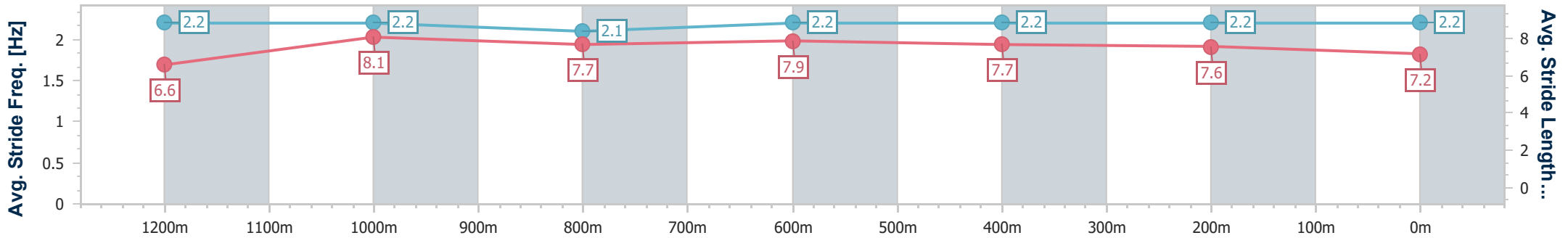
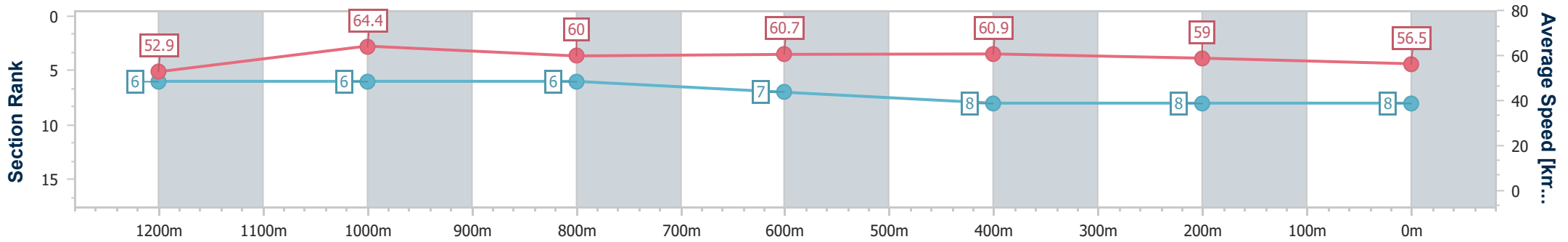
Race 3: SPORTS HUB Maiden Plate - 1400m

08 September 2024 - 14:12

Track Rating: Good 4, Weather: Fine, Rail Position: +12m Entire



Section	Overall	1200m	1000m	800m	600m	400m	200m
Section Times	1:25.80 [8] (0:13.71)	1:12.09 [6] (0:11.16)	1:00.93 [6] (0:12.04)	0:48.89 [6] (0:12.03)	0:36.86 [7] (0:11.87)	0:24.99 [8] (0:12.21)	0:12.78 [8] (0:12.78)
Average Speed [km/h]	52.9	64.4	60.0	60.7	60.9	59.0	56.5
Top Speed [km/h]	66.1	66.2	63.1	62.2	62.2	60.0	59.3
Avg. Dist. to Rail [m]	4.4	2.7	2.6	1.8	1.2	2.8	2.5
Avg. Stride Freq. [Hz]	2.2	2.2	2.1	2.2	2.2	2.2	2.2
Avg. Stride Length [m]	6.6	8.1	7.7	7.9	7.7	7.6	7.2



- [] Ranking at each section and finish
- .-.- No data available at this section
- NA No data available



Horse/Jockey Name	Desert Angel
Final Rank	9
Fastest Section Time (Section)	0:11.04 (1200m)
Top Speed [km/h] (Section)	67.6 (1200m)
Race State	Finished



Sunshine Coast QLD Professional

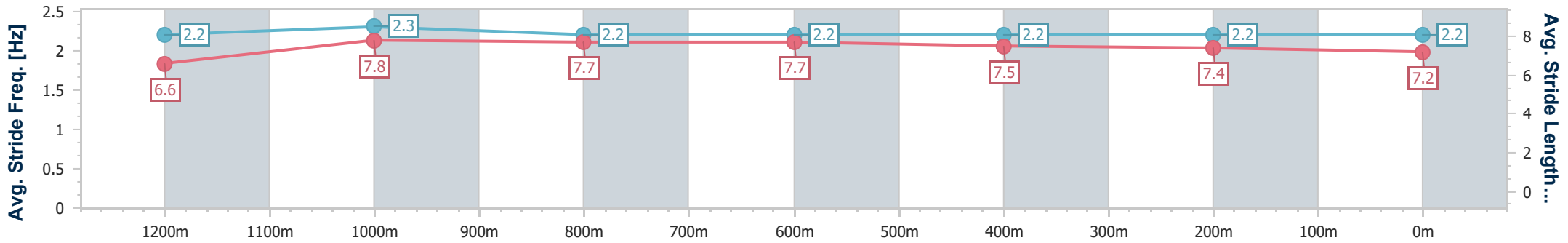
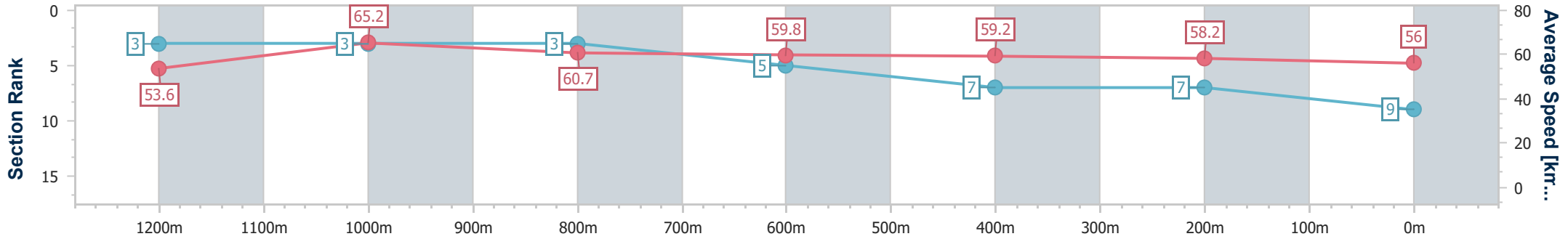
Race 3: SPORTS HUB Maiden Plate - 1400m



08 September 2024 - 14:12

Track Rating: Good 4, Weather: Fine, Rail Position: +12m Entire

Section	Overall	1200m	1000m	800m	600m	400m	200m
Section Times	1:25.80 [9] (0:13.44)	1:12.36 [3] (0:11.04)	1:01.32 [3] (0:11.90)	0:49.42 [3] (0:12.09)	0:37.33 [5] (0:12.11)	0:25.22 [7] (0:12.36)	0:12.86 [7] (0:12.86)
Average Speed [km/h]	53.6	65.2	60.7	59.8	59.2	58.2	56.0
Top Speed [km/h]	67.3	67.6	62.7	60.4	60.4	58.8	58.0
Avg. Dist. to Rail [m]	3.5	1.7	1.3	0.5	0.5	0.7	0.4
Avg. Stride Freq. [Hz]	2.2	2.3	2.2	2.2	2.2	2.2	2.2
Avg. Stride Length [m]	6.6	7.8	7.7	7.7	7.5	7.4	7.2



- [] Ranking at each section and finish
- .-.- No data available at this section
- NA No data available



Horse/Jockey Name	Our Annuity
Final Rank	10
Fastest Section Time (Section)	0:11.58 (1200m)
Top Speed [km/h] (Section)	64.7 (1200m)
Race State	Finished



Sunshine Coast QLD Professional

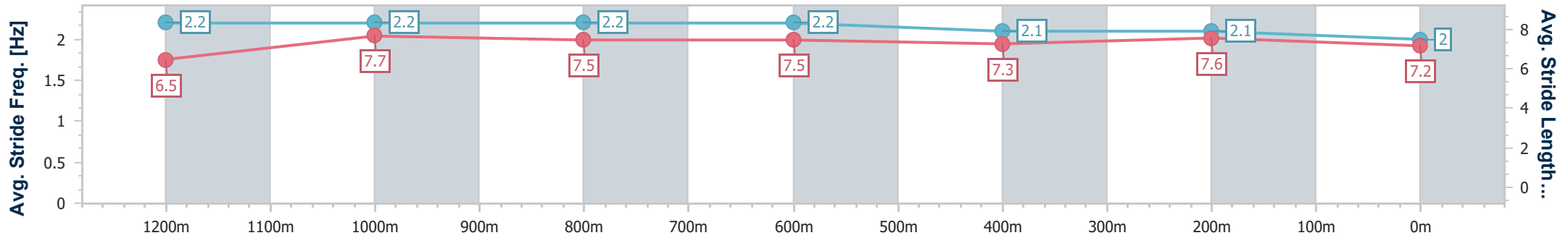
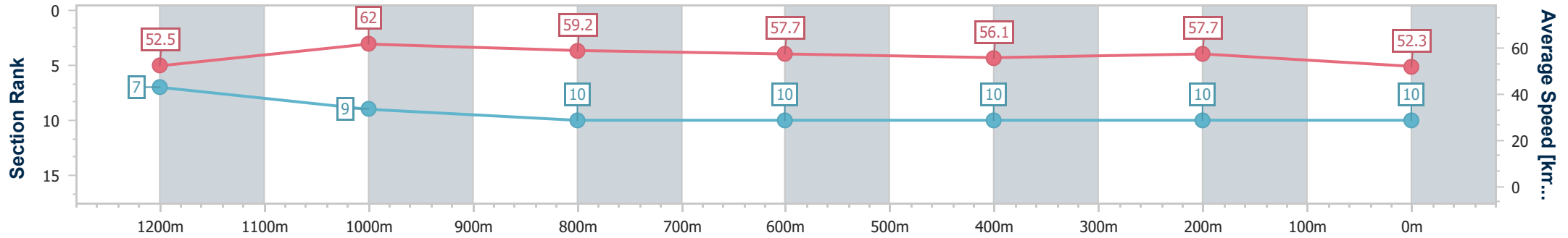
Race 3: SPORTS HUB Maiden Plate - 1400m



08 September 2024 - 14:12

Track Rating: Good 4, Weather: Fine, Rail Position: +12m Entire

Section	Overall	1200m	1000m	800m	600m	400m	200m
Section Times	1:29.13 [10] (0:13.71)	1:15.42 [7] (0:11.58)	1:03.84 [9] (0:12.32)	0:51.52 [10] (0:12.54)	0:38.98 [10] (0:12.73)	0:26.25 [10] (0:12.52)	0:13.73 [10] (0:13.73)
Average Speed [km/h]	52.5	62.0	59.2	57.7	56.1	57.7	52.3
Top Speed [km/h]	64.5	64.7	60.6	58.9	57.8	58.3	57.1
Avg. Dist. to Rail [m]	6.9	3.7	3.0	1.1	0.9	1.2	0.9
Avg. Stride Freq. [Hz]	2.2	2.2	2.2	2.2	2.1	2.1	2.0
Avg. Stride Length [m]	6.5	7.7	7.5	7.5	7.3	7.6	7.2



- [] Ranking at each section and finish
- .-.- No data available at this section
- NA No data available