



# Sunshine Coast QLD Professional

## Race 4: KAWANA SURF CLUB BENCHMARK 65 Handicap - 1400m

08 September 2024 - 14:50



Track Rating: Good 4, Weather: Fine, Rail Position: +12m Entire

Section		Overall	1200m	1000m	800m	600m	400m	Last 600m				
Field Times		1:24.09 (0:13.82)	1:10.27 (0:10.80)	0:59.47 (0:11.73)	0:47.74 (0:12.27)	0:35.47 (0:11.87)	0:23.60 (0:11.44)	0:35.47				
Rank	TAB Horse/Jockey	Barrier	Top Speed [km/h]	Fastest Section	Distance Travelled [m]							
1	5 JUBAI PRIDE Angela Jones	7	65.9 Overall	0:11.11 1200m	1:24.09 [1] (0:13.93)	1:10.16 [3] (0:11.11)	0:59.05 [3] (0:11.54)	0:47.51 [3] (0:12.16)	0:35.35 [2] (0:11.92)	0:23.43 [2] (0:11.29)	0:35.35	
2	3 WHAT A WEEKEND James Orman	8	68.4 1200m	0:10.80 1200m	1:24.13 [2] (0:13.82)	1:10.31 [1] (0:10.80)	0:59.51 [1] (0:11.73)	0:47.78 [1] (0:12.27)	0:35.51 [1] (0:11.87)	0:23.64 [1] (0:11.44)	0:35.51 +0	
3	10 NITROGLYCERINE Robbie Dolan	4	65.8 1200m	0:11.09 1200m	1:24.33 [3] (0:14.44)	1:09.89 [8] (0:11.09)	0:58.80 [8] (0:11.58)	0:47.22 [7] (0:12.12)	0:35.10 [7] (0:11.79)	0:23.31 [5] (0:11.30)	0:35.10 +0	
4	2 COOL ENCOUNTER Justin Huxtable	3	65.3 1200m	0:11.17 1200m	1:24.54 [4] (0:14.11)	1:10.43 [5] (0:11.17)	0:59.26 [6] (0:11.65)	0:47.61 [5] (0:12.27)	0:35.34 [6] (0:11.70)	0:23.64 [4] (0:11.25)	0:35.34 +1	
5	4 SCRIPT WRITER Kyle Wilson-Taylor	6	65.7 Overall	0:11.07 1200m	1:24.56 [5] (0:13.98)	1:10.58 [4] (0:11.07)	0:59.51 [4] (0:11.62)	0:47.89 [4] (0:12.24)	0:35.65 [4] (0:11.89)	0:23.76 [3] (0:11.36)	0:35.65 +0	
6	7 JUKEBOX IN SIBERIA Ron Stewart	5	65.6 1200m	0:11.23 1200m	1:24.92 [6] (0:14.28)	1:10.64 [7] (0:11.23)	0:59.41 [7] (0:11.65)	0:47.76 [8] (0:12.12)	0:35.64 [8] (0:11.76)	0:23.88 [7] (0:11.40)	0:35.64 +2	
7	1 SIR LAMORAK Rob Thorburn	2	66.1 1200m	0:10.95 1200m	1:25.12 [7] (0:14.15)	1:10.97 [6] (0:10.95)	1:00.02 [5] (0:11.84)	0:48.18 [6] (0:12.18)	0:36.00 [5] (0:12.17)	0:23.83 [8] (0:11.58)	0:36.00 -1	
8	8 SOVEREIGN DANE Cody Collis	1	66.6 1200m	0:10.95 1200m	1:27.59 [8] (0:13.82)	1:13.77 [2] (0:10.95)	1:02.82 [2] (0:11.79)	0:51.03 [2] (0:12.21)	0:38.82 [3] (0:12.27)	0:26.55 [6] (0:12.40)	0:38.82 -1	

Scratched: Fearless Thinking (#9), Three Gongs (#6)

[ ] Ranking at each section and finish  
 -:-:- No data available at this section  
 NA No data available

SCN Saddle cloth number  
 DNF Did not finish  
 DNT Did not track



# Sunshine Coast QLD Professional

## Race 4: KAWANA SURF CLUB BENCHMARK 65 Handicap - 1400m

08 September 2024 - 14:50



Track Rating: Good 4, Weather: Fine, Rail Position: +12m Entire

Section							200m			Last 600m
Field Times							0:12.16 (0:12.16)			0:35.47
Rank	TAB	Horse/Jockey	Barrier	Top Speed [km/h]	Fastest Section	Margin			Distance Travelled [m]	
1	5	<b>JUBAI PRIDE</b> Angela Jones	7	65.9 Overall	0:11.11 1200m	0:12.14 [2] (0:12.14)	1:24.09		0:35.35	
2	3	<b>WHAT A WEEKEND</b> James Orman	8	68.4 1200m	0:10.80 1200m	0:12.20 [1] (0:12.20)	0.2L		0:35.51 +0	
3	10	<b>NITROGLYCERINE</b> Robbie Dolan	4	65.8 1200m	0:11.09 1200m	0:12.01 [5] (0:12.01)	1.2L		0:35.10 +0	
4	2	<b>COOL ENCOUNTER</b> Justin Huxtable	3	65.3 1200m	0:11.17 1200m	0:12.39 [3] (0:12.39)	2.2L		0:35.34 +1	
5	4	<b>SCRIPT WRITER</b> Kyle Wilson-Taylor	6	65.7 Overall	0:11.07 1200m	0:12.40 [4] (0:12.40)	2.3L		0:35.65 +0	
6	7	<b>JUKEBOX IN SIBERIA</b> Ron Stewart	5	65.6 1200m	0:11.23 1200m	0:12.48 [6] (0:12.48)	4.3L		0:35.64 +2	
7	1	<b>SIR LAMORAK</b> Rob Thorburn	2	66.1 1200m	0:10.95 1200m	0:12.25 [7] (0:12.25)	5.3L		0:36.00 -1	
8	8	<b>SOVEREIGN DANE</b> Cody Collis	1	66.6 1200m	0:10.95 1200m	0:14.15 [8] (0:14.15)	19.8L		0:38.82 -1	

Scratched: Fearless Thinking (#9), Three Gongs (#6)

[ ] Ranking at each section and finish  
 -:-:- No data available at this section  
 NA No data available

SCN Saddle cloth number  
 DNF Did not finish  
 DNT Did not track



Horse/Jockey Name	Jubai Pride
Final Rank	1
Fastest Section Time (Section)	0:11.11 (1200m)
Top Speed [km/h] (Section)	65.9 (Overall)
Race State	Finished



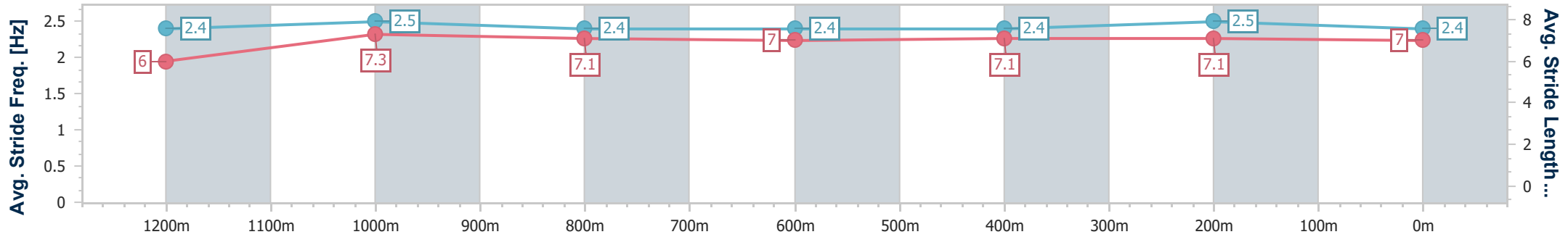
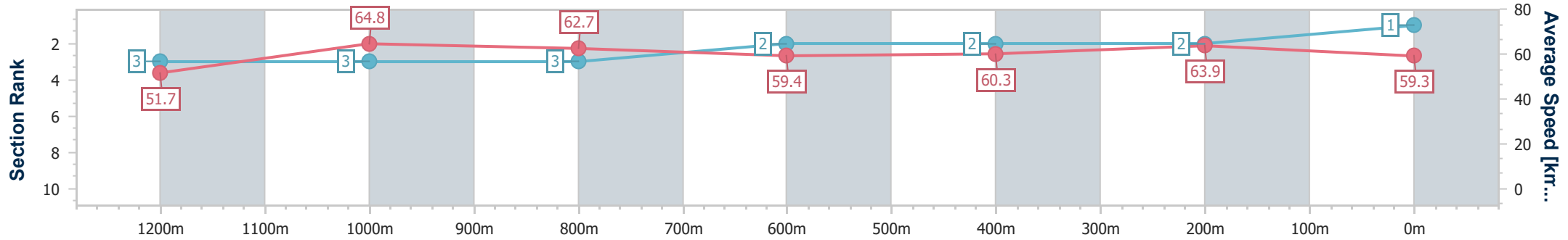
Sunshine Coast QLD Professional  
Race 4: KAWANA SURF CLUB BENCHMARK 65 Handicap - 1400m



08 September 2024 - 14:50

Track Rating: Good 4, Weather: Fine, Rail Position: +12m Entire

Section	Overall	1200m	1000m	800m	600m	400m	200m
Section Times	1:24.09 [1] (0:13.93)	1:10.16 [3] (0:11.11)	0:59.05 [3] (0:11.54)	0:47.51 [3] (0:12.16)	0:35.35 [2] (0:11.92)	0:23.43 [2] (0:11.29)	0:12.14 [2] (0:12.14)
Average Speed [km/h]	51.7	64.8	62.7	59.4	60.3	63.9	59.3
Top Speed [km/h]	65.9	65.8	65.3	61.6	63.0	64.4	63.1
Avg. Dist. to Rail [m]	5.9	1.9	1.4	0.8	0.2	0.3	1.8
Avg. Stride Freq. [Hz]	2.4	2.5	2.4	2.4	2.4	2.5	2.4
Avg. Stride Length [m]	6.0	7.3	7.1	7.0	7.1	7.1	7.0



- [ ] Ranking at each section and finish
- .-.- No data available at this section
- NA No data available



Horse/Jockey Name	What A Weekend
Final Rank	2
Fastest Section Time (Section)	0:10.80 (1200m)
Top Speed [km/h] (Section)	68.4 (1200m)
Race State	Finished



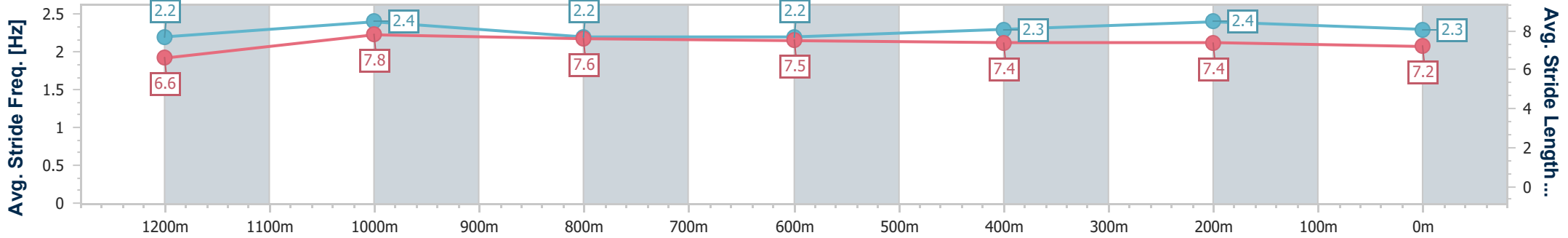
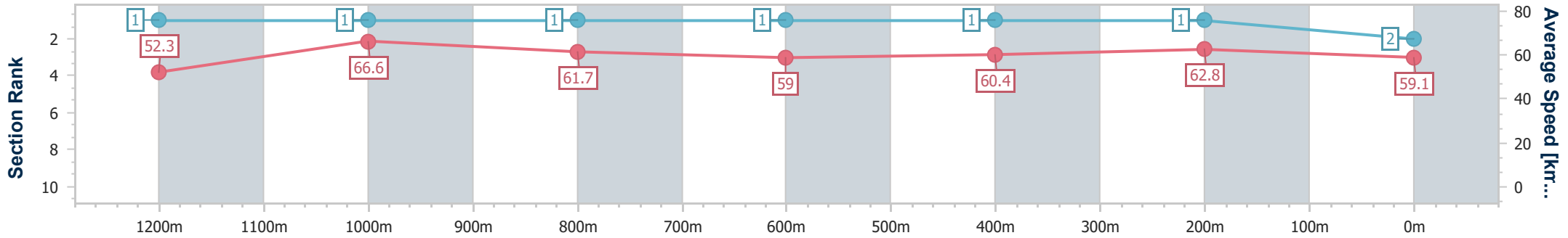
Sunshine Coast QLD Professional  
 Race 4: KAWANA SURF CLUB BENCHMARK 65 Handicap - 1400m



08 September 2024 - 14:50

Track Rating: Good 4, Weather: Fine, Rail Position: +12m Entire

Section	Overall	1200m	1000m	800m	600m	400m	200m
Section Times	1:24.13 [2] (0:13.82)	1:10.31 [1] (0:10.80)	0:59.51 [1] (0:11.73)	0:47.78 [1] (0:12.27)	0:35.51 [1] (0:11.87)	0:23.64 [1] (0:11.44)	0:12.20 [1] (0:12.20)
Average Speed [km/h]	52.3	66.6	61.7	59.0	60.4	62.8	59.1
Top Speed [km/h]	66.0	68.4	64.5	59.7	63.1	63.7	62.0
Avg. Dist. to Rail [m]	7.9	3.8	1.6	0.6	0.5	0.3	1.3
Avg. Stride Freq. [Hz]	2.2	2.4	2.2	2.2	2.3	2.4	2.3
Avg. Stride Length [m]	6.6	7.8	7.6	7.5	7.4	7.4	7.2



- [ ] Ranking at each section and finish
- .-.- No data available at this section
- NA No data available



Horse/Jockey Name	Nitroglycerine
Final Rank	3
Fastest Section Time (Section)	0:11.09 (1200m)
Top Speed [km/h] (Section)	65.8 (1200m)
Race State	Finished



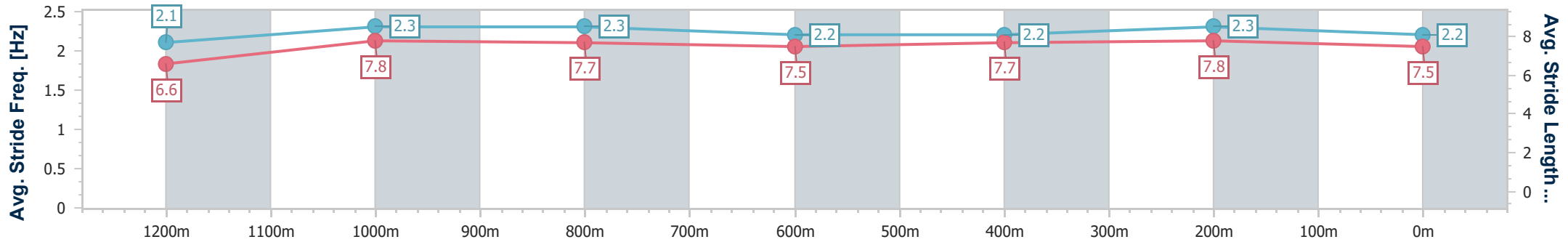
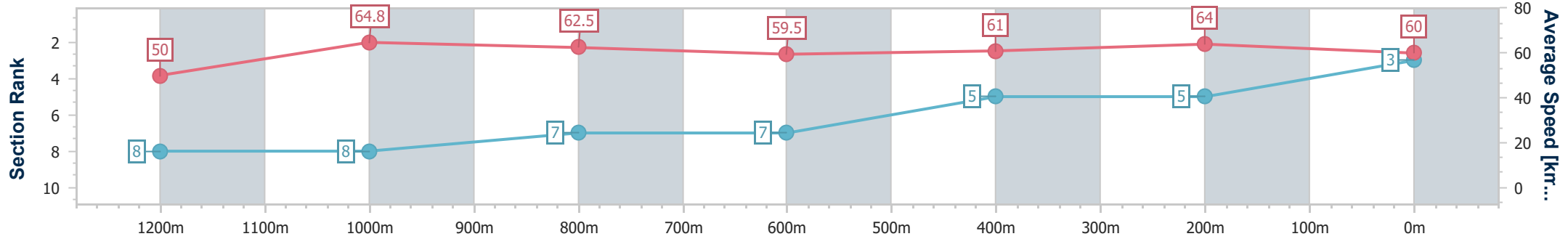
Sunshine Coast QLD Professional  
Race 4: KAWANA SURF CLUB BENCHMARK 65 Handicap - 1400m



08 September 2024 - 14:50

Track Rating: Good 4, Weather: Fine, Rail Position: +12m Entire

Section	Overall	1200m	1000m	800m	600m	400m	200m
Section Times	1:24.33 [3] (0:14.44)	1:09.89 [8] (0:11.09)	0:58.80 [8] (0:11.58)	0:47.22 [7] (0:12.12)	0:35.10 [7] (0:11.79)	0:23.31 [5] (0:11.30)	0:12.01 [5] (0:12.01)
Average Speed [km/h]	50.0	64.8	62.5	59.5	61.0	64.0	60.0
Top Speed [km/h]	64.0	65.8	64.1	60.8	63.2	64.8	64.2
Avg. Dist. to Rail [m]	3.5	1.6	1.1	0.3	0.3	3.2	6.0
Avg. Stride Freq. [Hz]	2.1	2.3	2.3	2.2	2.2	2.3	2.2
Avg. Stride Length [m]	6.6	7.8	7.7	7.5	7.7	7.8	7.5



- [ ] Ranking at each section and finish
- .-.- No data available at this section
- NA No data available



Horse/Jockey Name	Cool Encounter
Final Rank	4
Fastest Section Time (Section)	0:11.17 (1200m)
Top Speed [km/h] (Section)	65.3 (1200m)
Race State	Finished



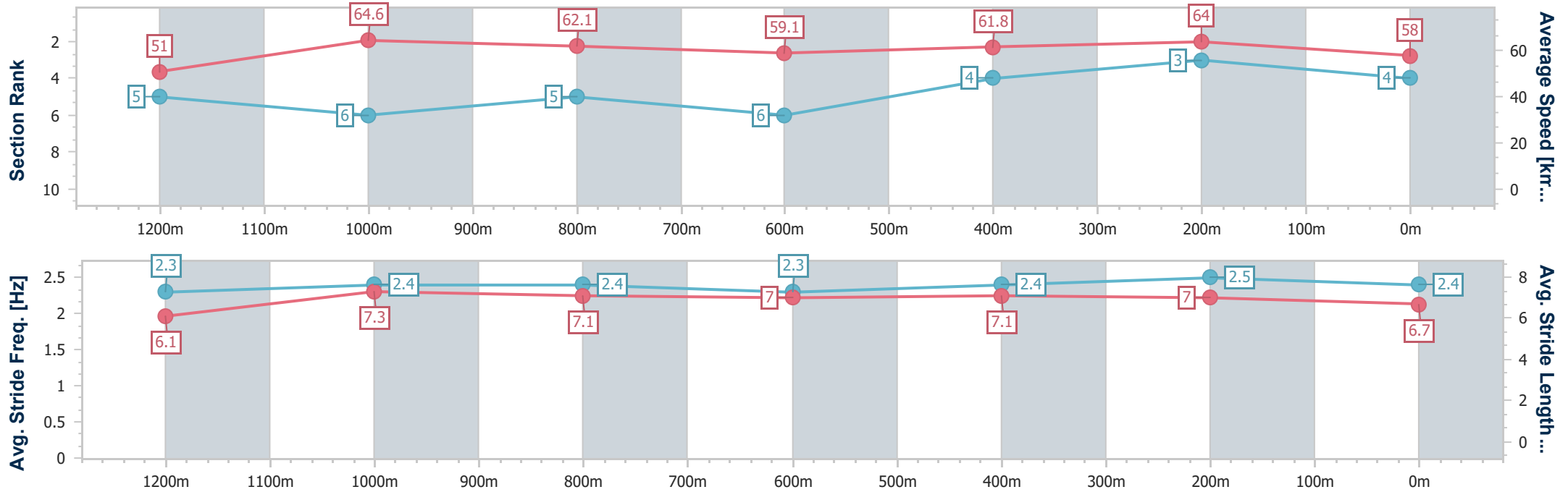
Sunshine Coast QLD Professional  
Race 4: KAWANA SURF CLUB BENCHMARK 65 Handicap - 1400m



08 September 2024 - 14:50

Track Rating: Good 4, Weather: Fine, Rail Position: +12m Entire

Section	Overall	1200m	1000m	800m	600m	400m	200m
Section Times	1:24.54 [4] (0:14.11)	1:10.43 [5] (0:11.17)	0:59.26 [6] (0:11.65)	0:47.61 [5] (0:12.27)	0:35.34 [6] (0:11.70)	0:23.64 [4] (0:11.25)	0:12.39 [3] (0:12.39)
Average Speed [km/h]	51.0	64.6	62.1	59.1	61.8	64.0	58.0
Top Speed [km/h]	65.3	65.3	63.6	60.6	65.0	65.3	61.6
Avg. Dist. to Rail [m]	3.5	2.3	2.0	1.0	0.8	4.3	6.0
Avg. Stride Freq. [Hz]	2.3	2.4	2.4	2.3	2.4	2.5	2.4
Avg. Stride Length [m]	6.1	7.3	7.1	7.0	7.1	7.0	6.7



- [ ] Ranking at each section and finish
- .-.- No data available at this section
- NA No data available



Horse/Jockey Name	Script Writer
Final Rank	5
Fastest Section Time (Section)	0:11.07 (1200m)
Top Speed [km/h] (Section)	65.7 (Overall)
Race State	Finished



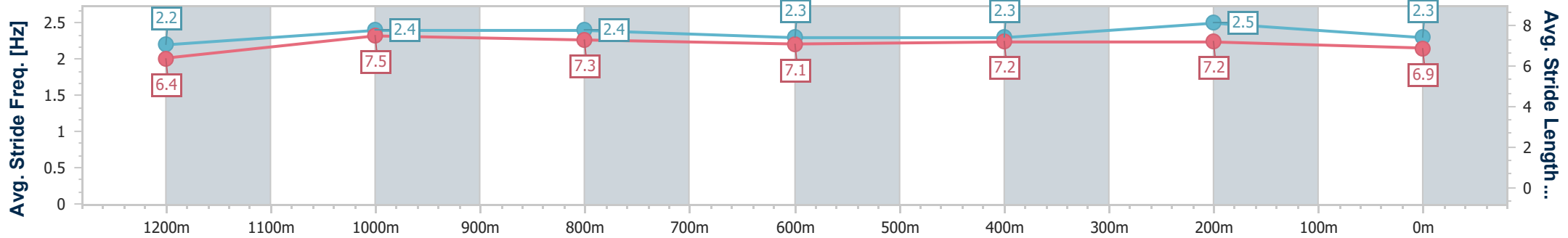
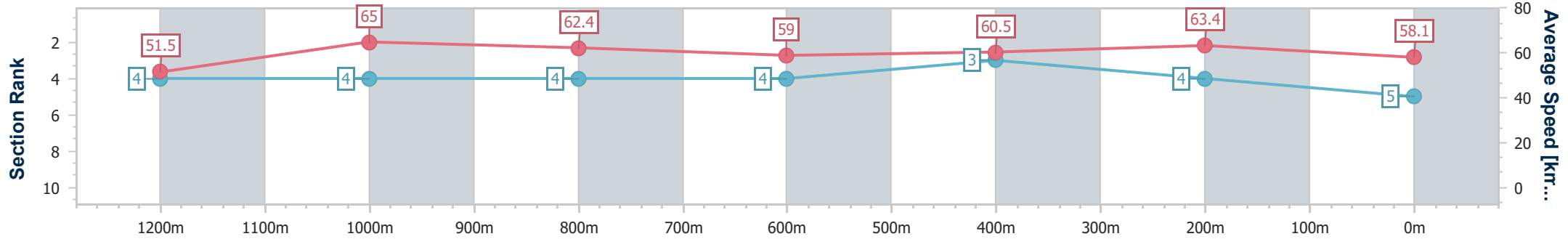
Sunshine Coast QLD Professional  
 Race 4: KAWANA SURF CLUB BENCHMARK 65 Handicap - 1400m



08 September 2024 - 14:50

Track Rating: Good 4, Weather: Fine, Rail Position: +12m Entire

Section	Overall	1200m	1000m	800m	600m	400m	200m
Section Times	1:24.56 [5] (0:13.98)	1:10.58 [4] (0:11.07)	0:59.51 [4] (0:11.62)	0:47.89 [4] (0:12.24)	0:35.65 [4] (0:11.89)	0:23.76 [3] (0:11.36)	0:12.40 [4] (0:12.40)
Average Speed [km/h]	51.5	65.0	62.4	59.0	60.5	63.4	58.1
Top Speed [km/h]	65.7	65.5	64.4	60.8	63.1	64.1	61.9
Avg. Dist. to Rail [m]	5.5	2.7	1.9	0.8	0.9	1.8	1.9
Avg. Stride Freq. [Hz]	2.2	2.4	2.4	2.3	2.3	2.5	2.3
Avg. Stride Length [m]	6.4	7.5	7.3	7.1	7.2	7.2	6.9



- [ ] Ranking at each section and finish
- .-.- No data available at this section
- NA No data available



Horse/Jockey Name	Jukebox In Siberia
Final Rank	6
Fastest Section Time (Section)	0:11.23 (1200m)
Top Speed [km/h] (Section)	65.6 (1200m)
Race State	Finished



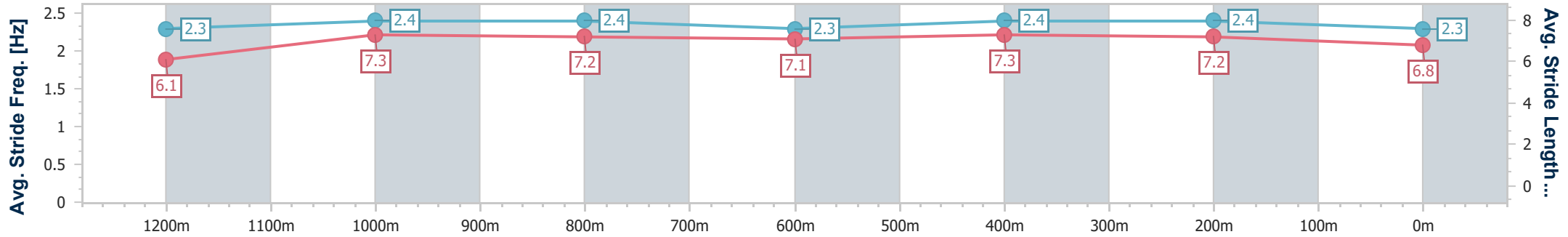
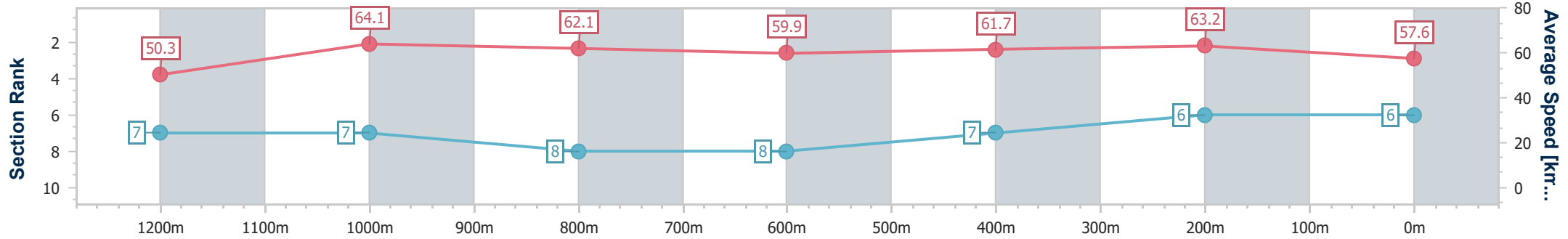
Sunshine Coast QLD Professional  
Race 4: KAWANA SURF CLUB BENCHMARK 65 Handicap - 1400m



08 September 2024 - 14:50

Track Rating: Good 4, Weather: Fine, Rail Position: +12m Entire

Section	Overall	1200m	1000m	800m	600m	400m	200m
Section Times	1:24.92 [6] (0:14.28)	1:10.64 [7] (0:11.23)	0:59.41 [7] (0:11.65)	0:47.76 [8] (0:12.12)	0:35.64 [8] (0:11.76)	0:23.88 [7] (0:11.40)	0:12.48 [6] (0:12.48)
Average Speed [km/h]	50.3	64.1	62.1	59.9	61.7	63.2	57.6
Top Speed [km/h]	62.6	65.6	63.5	61.1	64.3	64.3	62.1
Avg. Dist. to Rail [m]	4.6	2.6	1.9	1.5	1.1	5.8	7.3
Avg. Stride Freq. [Hz]	2.3	2.4	2.4	2.3	2.4	2.4	2.3
Avg. Stride Length [m]	6.1	7.3	7.2	7.1	7.3	7.2	6.8



- [ ] Ranking at each section and finish
- .-.- No data available at this section
- NA No data available





Horse/Jockey Name	Sir Lamorak
Final Rank	7
Fastest Section Time (Section)	0:10.95 (1200m)
Top Speed [km/h] (Section)	66.1 (1200m)
Race State	Finished



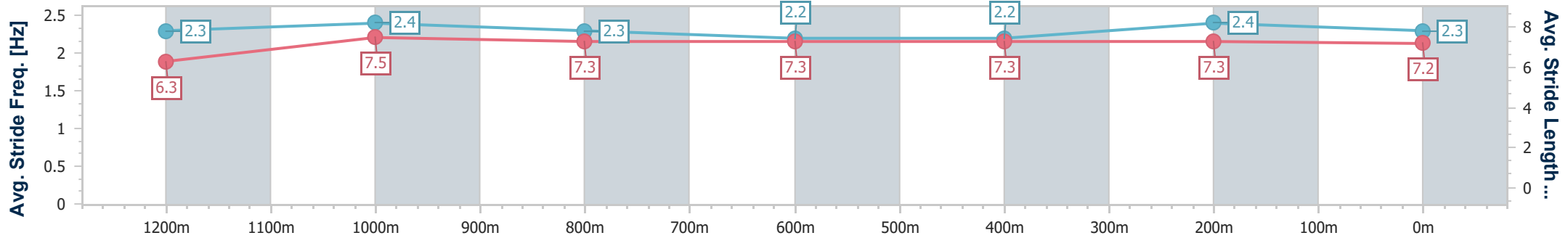
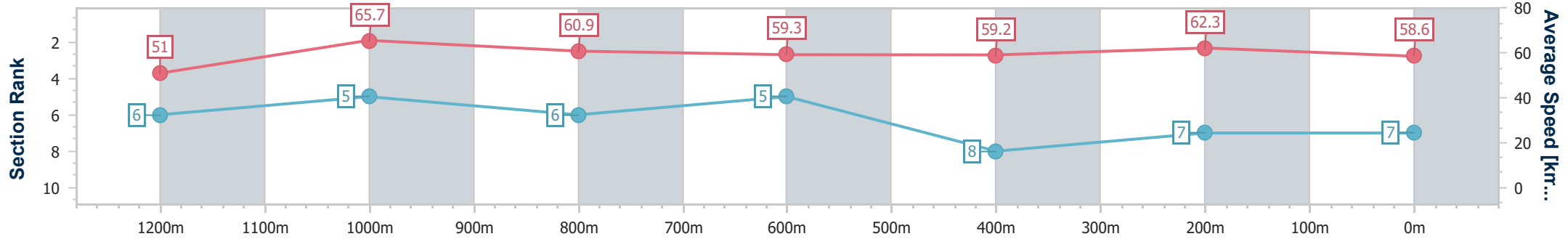
Sunshine Coast QLD Professional  
Race 4: KAWANA SURF CLUB BENCHMARK 65 Handicap - 1400m



08 September 2024 - 14:50

Track Rating: Good 4, Weather: Fine, Rail Position: +12m Entire

Section	Overall	1200m	1000m	800m	600m	400m	200m
Section Times	1:25.12 [7] (0:14.15)	1:10.97 [6] (0:10.95)	1:00.02 [5] (0:11.84)	0:48.18 [6] (0:12.18)	0:36.00 [5] (0:12.17)	0:23.83 [8] (0:11.58)	0:12.25 [7] (0:12.25)
Average Speed [km/h]	51.0	65.7	60.9	59.3	59.2	62.3	58.6
Top Speed [km/h]	65.4	66.1	64.8	60.4	60.0	63.6	61.5
Avg. Dist. to Rail [m]	2.8	1.5	1.2	0.6	0.3	1.4	2.2
Avg. Stride Freq. [Hz]	2.3	2.4	2.3	2.2	2.2	2.4	2.3
Avg. Stride Length [m]	6.3	7.5	7.3	7.3	7.3	7.3	7.2



- [ ] Ranking at each section and finish
- .-.- No data available at this section
- NA No data available



Horse/Jockey Name	Sovereign Dane
Final Rank	8
Fastest Section Time (Section)	0:10.95 (1200m)
Top Speed [km/h] (Section)	66.6 (1200m)
Race State	Finished



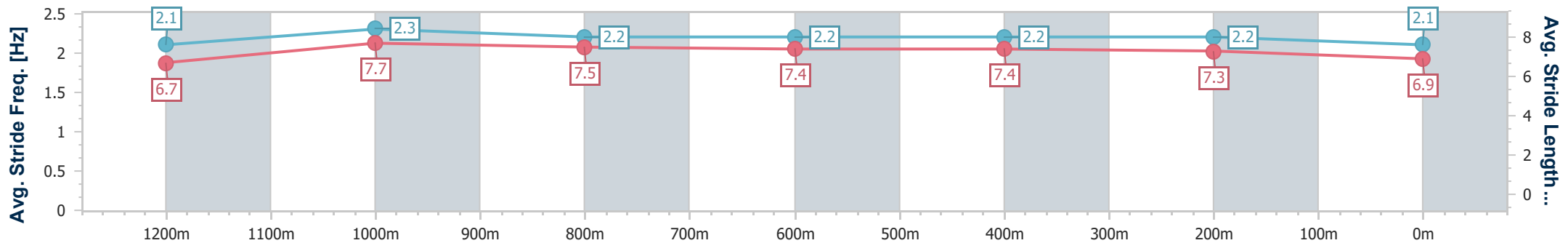
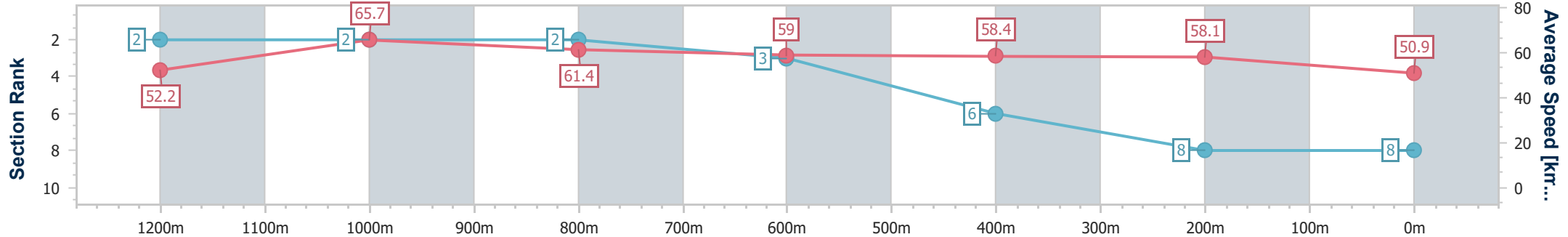
Sunshine Coast QLD Professional  
Race 4: KAWANA SURF CLUB BENCHMARK 65 Handicap - 1400m



08 September 2024 - 14:50

Track Rating: Good 4, Weather: Fine, Rail Position: +12m Entire

Section	Overall	1200m	1000m	800m	600m	400m	200m
Section Times	1:27.59 [8] (0:13.82)	1:13.77 [2] (0:10.95)	1:02.82 [2] (0:11.79)	0:51.03 [2] (0:12.21)	0:38.82 [3] (0:12.27)	0:26.55 [6] (0:12.40)	0:14.15 [8] (0:14.15)
Average Speed [km/h]	52.2	65.7	61.4	59.0	58.4	58.1	50.9
Top Speed [km/h]	65.5	66.6	64.5	59.8	59.9	60.0	55.9
Avg. Dist. to Rail [m]	2.5	1.7	1.3	0.5	0.7	0.8	0.4
Avg. Stride Freq. [Hz]	2.1	2.3	2.2	2.2	2.2	2.2	2.1
Avg. Stride Length [m]	6.7	7.7	7.5	7.4	7.4	7.3	6.9



- [ ] Ranking at each section and finish
- .-.- No data available at this section
- NA No data available