



Sunshine Coast QLD Professional

Race 8: PRIME SECURITY BENCHMARK 58 Handicap - 1600m

08 September 2024 - 17:11



Track Rating: Good 4, Weather: Fine, Rail Position: +12m Entire

Section		Field Times												
Overall	1400m	1200m	1000m	800m	600m	400m	Last 600m							
1:36.78 (0:13.32)	1:23.46 (0:11.15)	1:12.31 (0:11.74)	1:00.57 (0:12.31)	0:48.26 (0:11.96)	0:36.30 (0:11.66)	0:24.64 (0:11.83)	0:36.30							
Rank	TAB	Horse/Jockey	Barrier	Top Speed [km/h]	Fastest Section									Distance Travelled [m]
1	7	LUTON HOO Rob Thorburn	1	67.3 Overall	0:11.15 1400m	1:36.78 [1] (0:13.32)	1:23.46 [1] (0:11.15)	1:12.31 [1] (0:11.84)	1:00.47 [2] (0:12.24)	0:48.23 [2] (0:11.93)	0:36.30 [1] (0:11.66)	0:24.64 [1] (0:11.83)	0:36.30	
2	2	NOTACLUEHOWORWHO Brodie Moffat	3	65.1 1400m	0:11.28 1400m	1:36.83 [2] (0:13.91)	1:22.92 [8] (0:11.28)	1:11.64 [8] (0:11.67)	0:59.97 [7] (0:12.35)	0:47.62 [8] (0:12.18)	0:35.44 [9] (0:11.83)	0:23.61 [8] (0:11.52)	0:35.44	+6
3	15	BEAN ALL OVA Ron Stewart	9	67.5 Overall	0:11.12 1400m	1:37.50 [3] (0:13.36)	1:24.14 [2] (0:11.12)	1:13.02 [2] (0:11.73)	1:01.29 [1] (0:12.31)	0:48.98 [1] (0:12.09)	0:36.89 [3] (0:11.93)	0:24.96 [3] (0:12.03)	0:36.89	+7
4	3	CHANCE WITH WOLVES Corey Sutherland	10	66.2 1400m	0:11.18 1400m	1:37.61 [4] (0:13.65)	1:23.96 [6] (0:11.18)	1:12.78 [6] (0:11.79)	1:00.99 [5] (0:12.15)	0:48.84 [4] (0:11.79)	0:37.05 [2] (0:11.75)	0:25.30 [2] (0:12.19)	0:37.05	+4
5	4	BIG BAY WOLF Jag Guthmann-Chester	5	67.6 1400m	0:11.14 1400m	1:37.66 [5] (0:13.58)	1:24.08 [5] (0:11.14)	1:12.94 [4] (0:11.76)	1:01.18 [4] (0:12.35)	0:48.83 [5] (0:12.00)	0:36.83 [4] (0:11.73)	0:25.10 [4] (0:12.20)	0:36.83	+3
6	11	SATASHI Emily Lang	11	65.6 1400m	0:11.24 1400m	1:37.86 [6] (0:14.09)	1:23.77 [9] (0:11.24)	1:12.53 [9] (0:11.88)	1:00.65 [9] (0:12.15)	0:48.50 [9] (0:11.96)	0:36.54 [8] (0:11.99)	0:24.55 [9] (0:11.79)	0:36.54	+12
7	13	SET ABLAZE Nathan Thomas	16	64.4 1400m	0:11.30 1400m	1:38.18 [7] (0:15.02)	1:23.16 [10] (0:11.30)	1:11.86 [10] (0:11.58)	1:00.28 [10] (0:11.90)	0:48.38 [10] (0:11.86)	0:36.52 [10] (0:11.82)	0:24.70 [10] (0:11.82)	0:36.52	+8
8	6	ABOVE THE SKY Cody Collis	4	66.1 1400m	0:11.42 1400m	1:38.31 [8] (0:13.40)	1:24.91 [4] (0:11.42)	1:13.49 [5] (0:11.82)	1:01.67 [6] (0:12.34)	0:49.33 [6] (0:12.20)	0:37.13 [6] (0:12.01)	0:25.12 [7] (0:12.06)	0:37.13	+5
9	5	TEE AMICI Chelsea Baker	6	67.1 1400m	0:11.31 1400m	1:39.23 [9] (0:13.67)	1:25.56 [7] (0:11.31)	1:14.25 [7] (0:11.92)	1:02.33 [8] (0:12.18)	0:50.15 [7] (0:12.13)	0:38.02 [7] (0:11.94)	0:26.08 [6] (0:12.19)	0:38.02	+10
10	10	NATIVE BEAUTY Karl Zechner	2	66.3 Overall	0:11.23 1400m	1:40.78 [10] (0:13.38)	1:27.40 [3] (0:11.23)	1:16.17 [3] (0:11.79)	1:04.38 [3] (0:12.35)	0:52.03 [3] (0:12.20)	0:39.83 [5] (0:12.01)	0:27.82 [5] (0:12.64)	0:39.83	+6

Scratched: Star Chance (#17), In The Blink (#12), Milagro (#14), Casanova Man (#16), Maurizma (#8), Jukebox In Siberia (#1), Sanbano (#9)

[] Ranking at each section and finish
 -:-:- No data available at this section
 NA No data available

SCN Saddle cloth number
 DNF Did not finish
 DNT Did not track



Sunshine Coast QLD Professional
Race 8: PRIME SECURITY BENCHMARK 58 Handicap - 1600m
08 September 2024 - 17:11



Track Rating: Good 4, Weather: Fine, Rail Position: +12m Entire

Section							200m			Last 600m
Field Times							0:12.81			0:36.30
							(0:12.81)			
Rank	TAB	Horse/Jockey	Barrier	Top Speed [km/h]	Fastest Section	Margin			Distance Travelled [m]	
1	7	LUTON HOO Rob Thorburn	1	67.3 Overall	0:11.15 1400m	0:12.81 [1] (0:12.81)	1:36.78		0:36.30	
2	2	NOTACLUEHOWORWHO Brodie Moffat	3	65.1 1400m	0:11.28 1400m	0:12.09 [4] (0:12.09)	0.2L		0:35.44 +6	
3	15	BEAN ALL OVA Ron Stewart	9	67.5 Overall	0:11.12 1400m	0:12.93 [3] (0:12.93)	4L		0:36.89 +7	
4	3	CHANCE WITH WOLVES Corey Sutherland	10	66.2 1400m	0:11.18 1400m	0:13.11 [2] (0:13.11)	4.5L		0:37.05 +4	
5	4	BIG BAY WOLF Jag Guthmann-Chester	5	67.6 1400m	0:11.14 1400m	0:12.90 [5] (0:12.90)	4.7L		0:36.83 +3	
6	11	SATASHI Emily Lang	11	65.6 1400m	0:11.24 1400m	0:12.76 [6] (0:12.76)	5.7L		0:36.54 +12	
7	13	SET ABLAZE Nathan Thomas	16	64.4 1400m	0:11.30 1400m	0:12.88 [8] (0:12.88)	7.5L		0:36.52 +8	
8	6	ABOVE THE SKY Cody Collis	4	66.1 1400m	0:11.42 1400m	0:13.06 [7] (0:13.06)	8L		0:37.13 +5	
9	5	TEE AMICI Chelsea Baker	6	67.1 1400m	0:11.31 1400m	0:13.89 [9] (0:13.89)	13.3L		0:38.02 +10	
10	10	NATIVE BEAUTY Karl Zechner	2	66.3 Overall	0:11.23 1400m	0:15.18 [10] (0:15.18)	22.3L		0:39.83 +6	

Scratched: Star Chance (#17), In The Blink (#12), Milagro (#14), Casanova Man (#16), Maurizma (#8), Jukebox In Siberia (#1), Sanbano (#9)

[] Ranking at each section and finish
 -:-:- No data available at this section
 NA No data available

SCN Saddle cloth number
 DNF Did not finish
 DNT Did not track



Horse/Jockey Name	Luton Hoo
Final Rank	1
Fastest Section Time (Section)	0:11.15 (1400m)
Top Speed [km/h] (Section)	67.3 (Overall)
Race State	Finished



Sunshine Coast QLD Professional

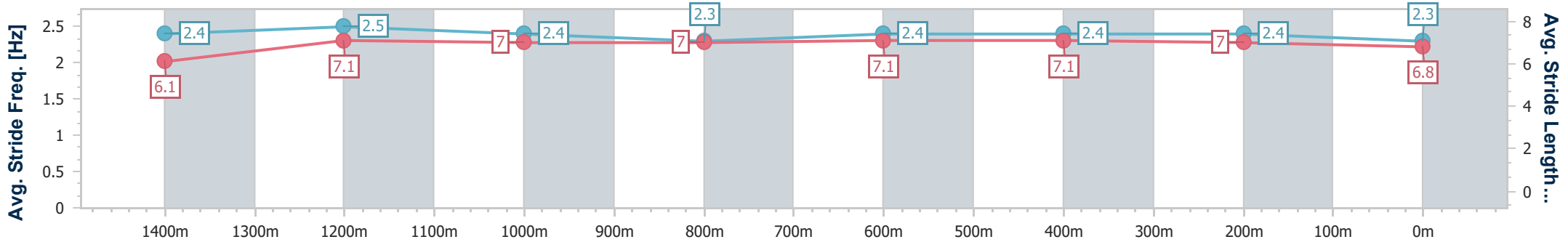
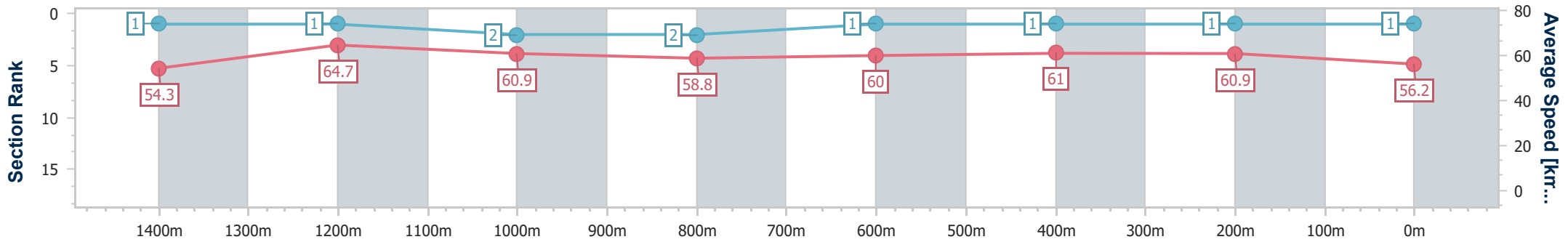
Race 8: PRIME SECURITY BENCHMARK 58 Handicap - 1600m



08 September 2024 - 17:11

Track Rating: Good 4, Weather: Fine, Rail Position: +12m Entire

Section	Overall	1400m	1200m	1000m	800m	600m	400m	200m
Section Times	1:36.78 [1] (0:13.32)	1:23.46 [1] (0:11.15)	1:12.31 [1] (0:11.84)	1:00.47 [2] (0:12.24)	0:48.23 [2] (0:11.93)	0:36.30 [1] (0:11.66)	0:24.64 [1] (0:11.83)	0:12.81 [1] (0:12.81)
Average Speed [km/h]	54.3	64.7	60.9	58.8	60.0	61.0	60.9	56.2
Top Speed [km/h]	67.3	65.8	63.0	60.2	61.6	63.2	63.1	58.2
Avg. Dist. to Rail [m]	1.0	0.9	1.5	0.9	1.2	2.3	1.2	1.5
Avg. Stride Freq. [Hz]	2.4	2.5	2.4	2.3	2.4	2.4	2.4	2.3
Avg. Stride Length [m]	6.1	7.1	7.0	7.0	7.1	7.1	7.0	6.8



- [] Ranking at each section and finish
- .-.-.- No data available at this section
- NA No data available



Horse/Jockey Name	Notacluehoworwho
Final Rank	2
Fastest Section Time (Section)	0:11.28 (1400m)
Top Speed [km/h] (Section)	65.1 (1400m)
Race State	Finished



Sunshine Coast QLD Professional

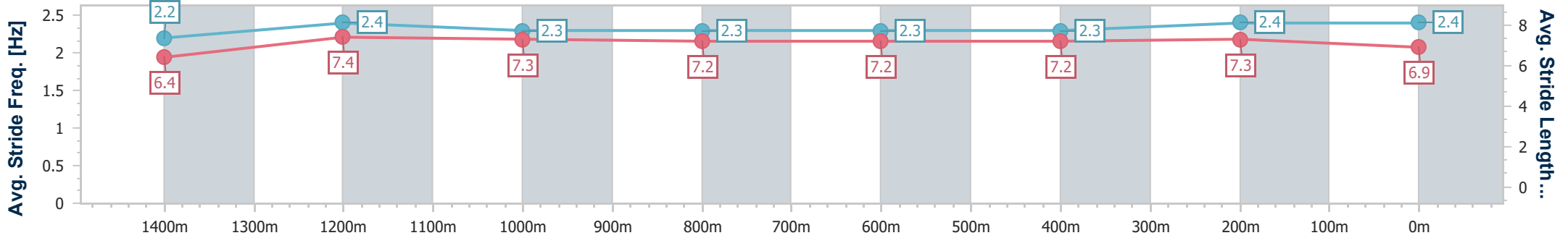
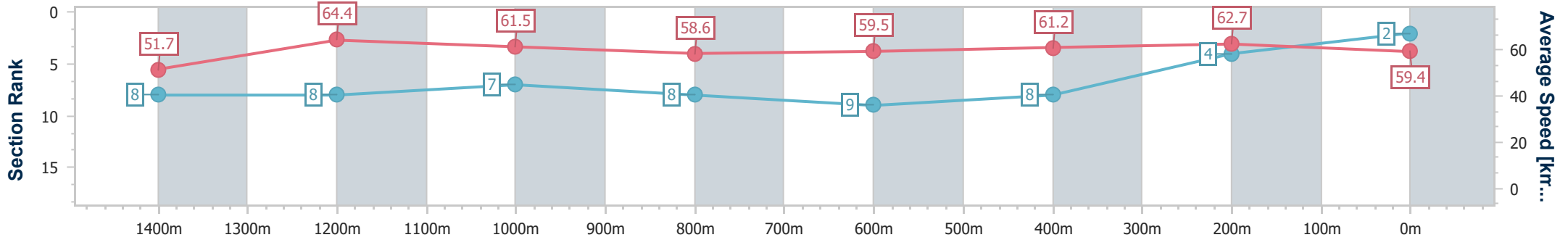
Race 8: PRIME SECURITY BENCHMARK 58 Handicap - 1600m



08 September 2024 - 17:11

Track Rating: Good 4, Weather: Fine, Rail Position: +12m Entire

Section	Overall	1400m	1200m	1000m	800m	600m	400m	200m
Section Times	1:36.83 [2] (0:13.91)	1:22.92 [8] (0:11.28)	1:11.64 [8] (0:11.67)	0:59.97 [7] (0:12.35)	0:47.62 [8] (0:12.18)	0:35.44 [9] (0:11.83)	0:23.61 [8] (0:11.52)	0:12.09 [4] (0:12.09)
Average Speed [km/h]	51.7	64.4	61.5	58.6	59.5	61.2	62.7	59.4
Top Speed [km/h]	65.1	65.1	64.0	60.0	61.0	62.5	62.9	61.9
Avg. Dist. to Rail [m]	2.8	1.7	1.4	1.3	0.9	1.1	3.2	2.4
Avg. Stride Freq. [Hz]	2.2	2.4	2.3	2.3	2.3	2.3	2.4	2.4
Avg. Stride Length [m]	6.4	7.4	7.3	7.2	7.2	7.2	7.3	6.9



- [] Ranking at each section and finish
- .-.- No data available at this section
- NA No data available



Horse/Jockey Name	Bean All Ova
Final Rank	3
Fastest Section Time (Section)	0:11.12 (1400m)
Top Speed [km/h] (Section)	67.5 (Overall)
Race State	Finished



Sunshine Coast QLD Professional

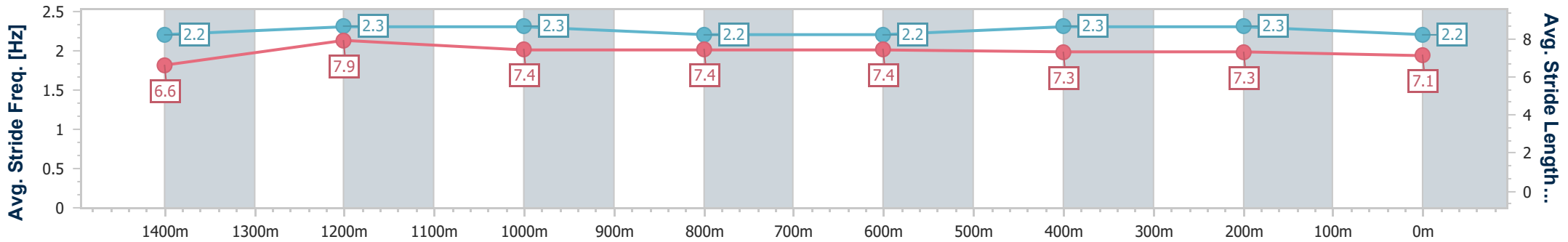
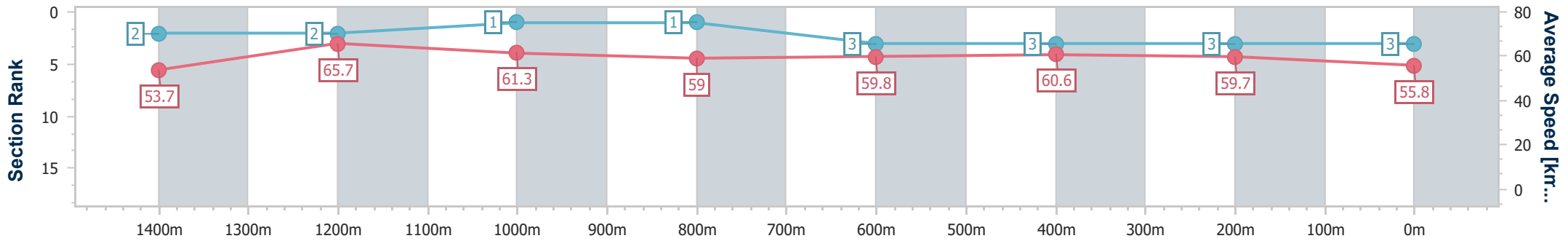
Race 8: PRIME SECURITY BENCHMARK 58 Handicap - 1600m



08 September 2024 - 17:11

Track Rating: Good 4, Weather: Fine, Rail Position: +12m Entire

Section	Overall	1400m	1200m	1000m	800m	600m	400m	200m
Section Times	1:37.50 [3] (0:13.36)	1:24.14 [2] (0:11.12)	1:13.02 [2] (0:11.73)	1:01.29 [1] (0:12.31)	0:48.98 [1] (0:12.09)	0:36.89 [3] (0:11.93)	0:24.96 [3] (0:12.03)	0:12.93 [3] (0:12.93)
Average Speed [km/h]	53.7	65.7	61.3	59.0	59.8	60.6	59.7	55.8
Top Speed [km/h]	67.5	67.4	64.1	59.5	61.0	61.0	61.4	57.8
Avg. Dist. to Rail [m]	5.7	3.7	2.7	2.0	1.3	0.4	0.6	0.5
Avg. Stride Freq. [Hz]	2.2	2.3	2.3	2.2	2.2	2.3	2.3	2.2
Avg. Stride Length [m]	6.6	7.9	7.4	7.4	7.4	7.3	7.3	7.1



- [] Ranking at each section and finish
- .-.- No data available at this section
- NA No data available



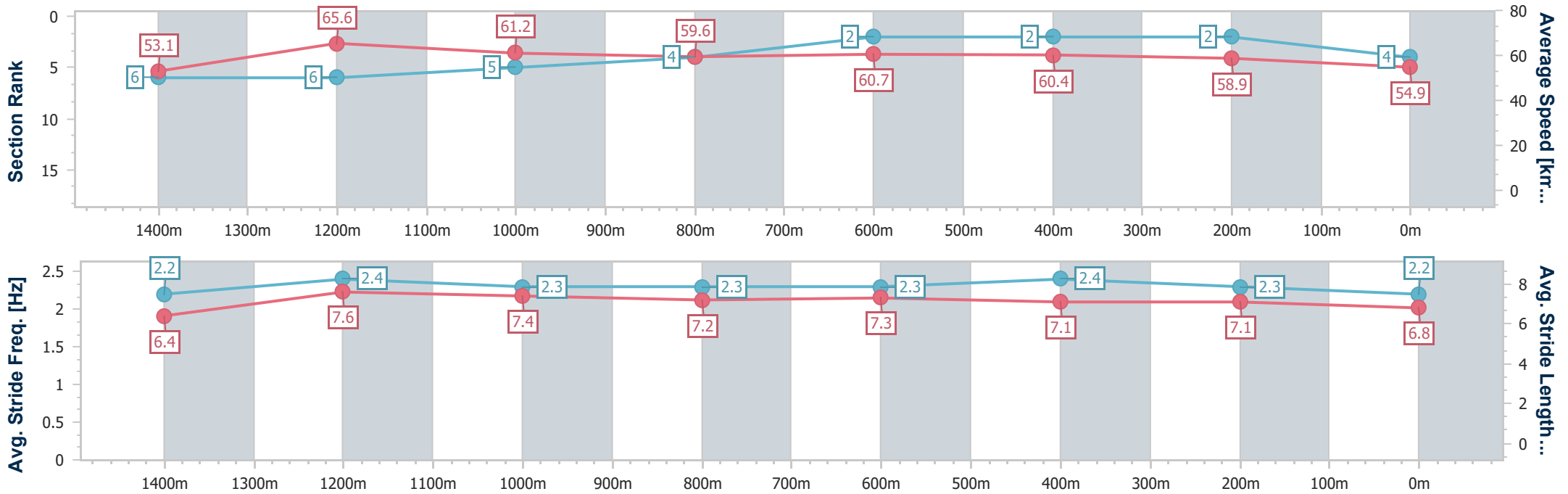
Horse/Jockey Name	Chance With Wolves
Final Rank	4
Fastest Section Time (Section)	0:11.18 (1400m)
Top Speed [km/h] (Section)	66.2 (1400m)
Race State	Finished



Sunshine Coast QLD Professional
 Race 8: PRIME SECURITY BENCHMARK 58 Handicap - 1600m
 08 September 2024 - 17:11
 Track Rating: Good 4, Weather: Fine, Rail Position: +12m Entire



Section	Overall	1400m	1200m	1000m	800m	600m	400m	200m						
Section Times	1:37.61 [4] (0:13.65)	1:23.96 [6] (0:11.18)	1:12.78 [6] (0:11.79)	1:00.99 [5] (0:12.15)	0:48.84 [4] (0:11.79)	0:37.05 [2] (0:11.75)	0:25.30 [2] (0:12.19)	0:13.11 [2]						
Average Speed [km/h]	53.1	65.6	61.2	59.6	60.7	60.4	58.9	54.9						
Top Speed [km/h]	64.4	66.2	64.2	60.7	62.4	61.2	60.3	57.1						
Avg. Dist. to Rail [m]	6.7	4.7	4.0	2.9	1.3	2.7	0.5	1.1						
Avg. Stride Freq. [Hz]	2.2	2.4	2.3	2.3	2.3	2.4	2.3	2.2						
Avg. Stride Length [m]	6.4	7.6	7.4	7.2	7.3	7.1	7.1	6.8						



- [] Ranking at each section and finish
- .-.- No data available at this section
- NA No data available



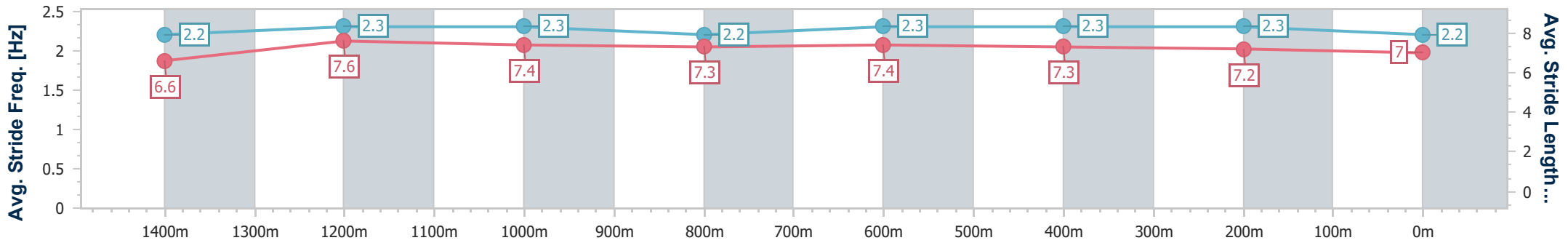
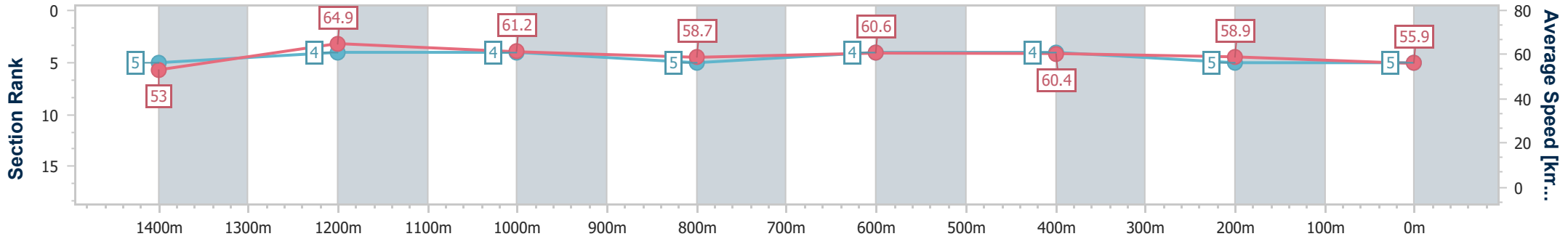
Horse/Jockey Name	Big Bay Wolf
Final Rank	5
Fastest Section Time (Section)	0:11.14 (1400m)
Top Speed [km/h] (Section)	67.6 (1400m)
Race State	Finished



Sunshine Coast QLD Professional
 Race 8: PRIME SECURITY BENCHMARK 58 Handicap - 1600m
 08 September 2024 - 17:11
 Track Rating: Good 4, Weather: Fine, Rail Position: +12m Entire



Section	Overall	1400m	1200m	1000m	800m	600m	400m	200m					
Section Times	1:37.66 [5] (0:13.58)	1:24.08 [5] (0:11.14)	1:12.94 [4] (0:11.76)	1:01.18 [4] (0:12.35)	0:48.83 [5] (0:12.00)	0:36.83 [4] (0:11.73)	0:25.10 [4] (0:12.20)	0:12.90 [5] (0:12.90)					
Average Speed [km/h]	53.0	64.9	61.2	58.7	60.6	60.4	58.9	55.9					
Top Speed [km/h]	67.4	67.6	63.4	59.6	61.9	62.0	59.9	57.8					
Avg. Dist. to Rail [m]	3.3	1.6	2.8	2.7	1.1	2.5	1.4	0.7					
Avg. Stride Freq. [Hz]	2.2	2.3	2.3	2.2	2.3	2.3	2.3	2.2					
Avg. Stride Length [m]	6.6	7.6	7.4	7.3	7.4	7.3	7.2	7.0					



- [] Ranking at each section and finish
- .-.- No data available at this section
- NA No data available



Horse/Jockey Name	Satashi
Final Rank	6
Fastest Section Time (Section)	0:11.24 (1400m)
Top Speed [km/h] (Section)	65.6 (1400m)
Race State	Finished



Sunshine Coast QLD Professional

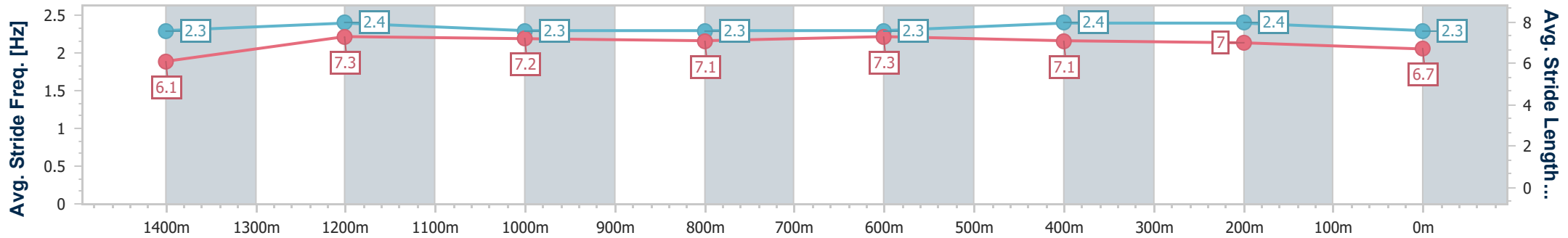
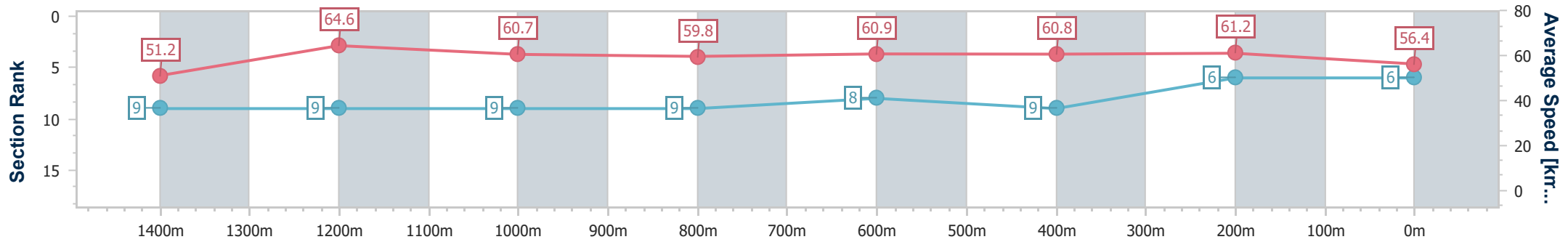
Race 8: PRIME SECURITY BENCHMARK 58 Handicap - 1600m



08 September 2024 - 17:11

Track Rating: Good 4, Weather: Fine, Rail Position: +12m Entire

Section	Overall	1400m	1200m	1000m	800m	600m	400m	200m					
Section Times	1:37.86 [6] (0:14.09)	1:23.77 [9] (0:11.24)	1:12.53 [9] (0:11.88)	1:00.65 [9] (0:12.15)	0:48.50 [9] (0:11.96)	0:36.54 [8] (0:11.99)	0:24.55 [9] (0:11.79)	0:12.76 [6] (0:12.76)					
Average Speed [km/h]	51.2	64.6	60.7	59.8	60.9	60.8	61.2	56.4					
Top Speed [km/h]	65.5	65.6	62.1	60.9	62.4	62.4	62.5	59.0					
Avg. Dist. to Rail [m]	5.8	3.0	2.8	2.3	2.2	2.3	4.9	3.3					
Avg. Stride Freq. [Hz]	2.3	2.4	2.3	2.3	2.3	2.4	2.4	2.3					
Avg. Stride Length [m]	6.1	7.3	7.2	7.1	7.3	7.1	7.0	6.7					



- [] Ranking at each section and finish
- .-.- No data available at this section
- NA No data available



Horse/Jockey Name	Set Ablaze
Final Rank	7
Fastest Section Time (Section)	0:11.30 (1400m)
Top Speed [km/h] (Section)	64.4 (1400m)
Race State	Finished



Sunshine Coast QLD Professional

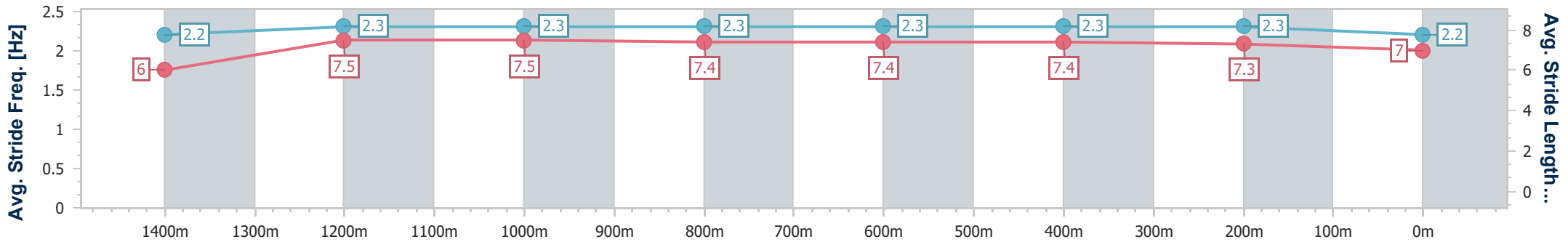
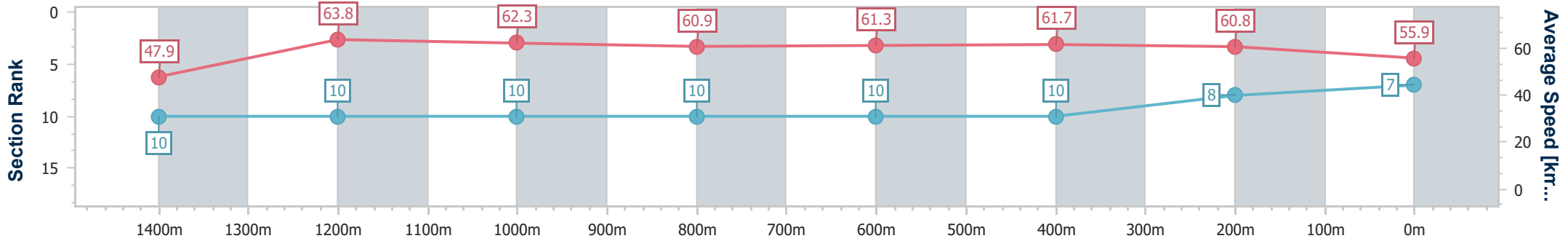
Race 8: PRIME SECURITY BENCHMARK 58 Handicap - 1600m



08 September 2024 - 17:11

Track Rating: Good 4, Weather: Fine, Rail Position: +12m Entire

Section	Overall	1400m	1200m	1000m	800m	600m	400m	200m
Section Times	1:38.18 [7] (0:15.02)	1:23.16 [10] (0:11.30)	1:11.86 [10] (0:11.58)	1:00.28 [10] (0:11.90)	0:48.38 [10] (0:11.86)	0:36.52 [10] (0:11.82)	0:24.70 [10] (0:11.82)	0:12.88 [8] (0:12.88)
Average Speed [km/h]	47.9	63.8	62.3	60.9	61.3	61.7	60.8	55.9
Top Speed [km/h]	64.1	64.4	63.7	61.5	62.2	62.2	61.6	59.2
Avg. Dist. to Rail [m]	5.1	1.6	2.0	1.9	1.9	2.1	3.4	1.8
Avg. Stride Freq. [Hz]	2.2	2.3	2.3	2.3	2.3	2.3	2.3	2.2
Avg. Stride Length [m]	6.0	7.5	7.5	7.4	7.4	7.4	7.3	7.0



- [] Ranking at each section and finish
- .-.- No data available at this section
- NA No data available



Horse/Jockey Name	Above The Sky
Final Rank	8
Fastest Section Time (Section)	0:11.42 (1400m)
Top Speed [km/h] (Section)	66.1 (1400m)
Race State	Finished



Sunshine Coast QLD Professional

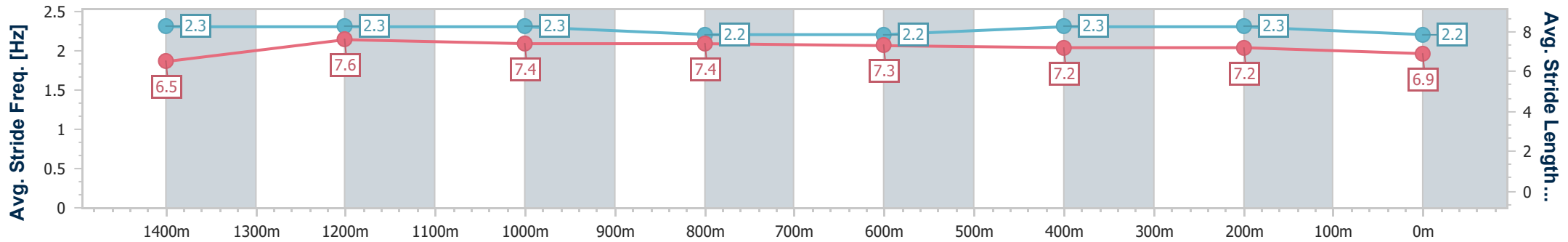
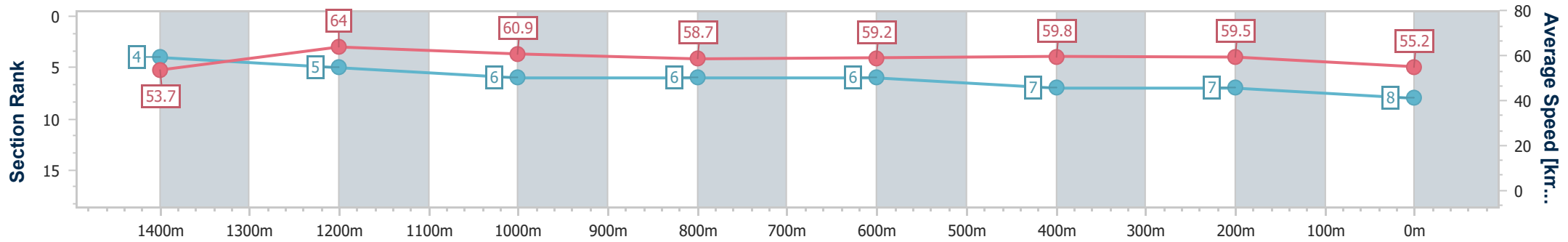
Race 8: PRIME SECURITY BENCHMARK 58 Handicap - 1600m



08 September 2024 - 17:11

Track Rating: Good 4, Weather: Fine, Rail Position: +12m Entire

Section	Overall	1400m	1200m	1000m	800m	600m	400m	200m
Section Times	1:38.31 [8] (0:13.40)	1:24.91 [4] (0:11.42)	1:13.49 [5] (0:11.82)	1:01.67 [6] (0:12.34)	0:49.33 [6] (0:12.20)	0:37.13 [6] (0:12.01)	0:25.12 [7] (0:12.06)	0:13.06 [7] (0:13.06)
Average Speed [km/h]	53.7	64.0	60.9	58.7	59.2	59.8	59.5	55.2
Top Speed [km/h]	65.5	66.1	62.1	59.9	59.8	60.2	60.3	58.0
Avg. Dist. to Rail [m]	3.6	3.7	3.2	1.8	0.6	0.6	0.3	0.4
Avg. Stride Freq. [Hz]	2.3	2.3	2.3	2.2	2.2	2.3	2.3	2.2
Avg. Stride Length [m]	6.5	7.6	7.4	7.4	7.3	7.2	7.2	6.9



- [] Ranking at each section and finish
- .-.- No data available at this section
- NA No data available



Horse/Jockey Name	Tee Amici
Final Rank	9
Fastest Section Time (Section)	0:11.31 (1400m)
Top Speed [km/h] (Section)	67.1 (1400m)
Race State	Finished



Sunshine Coast QLD Professional

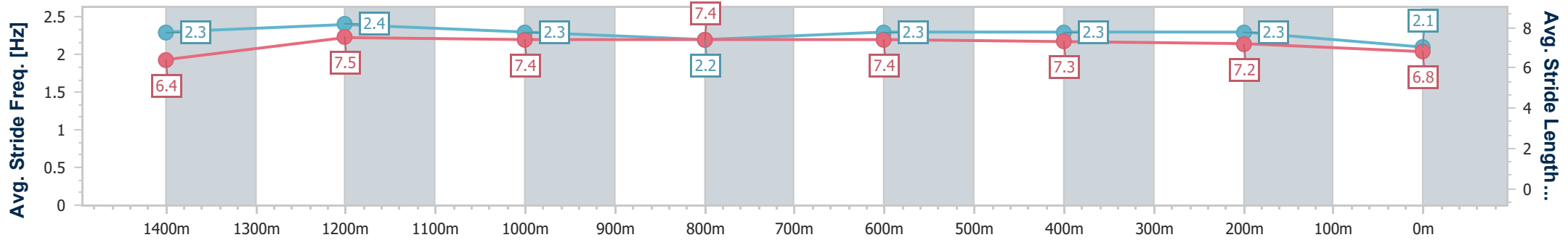
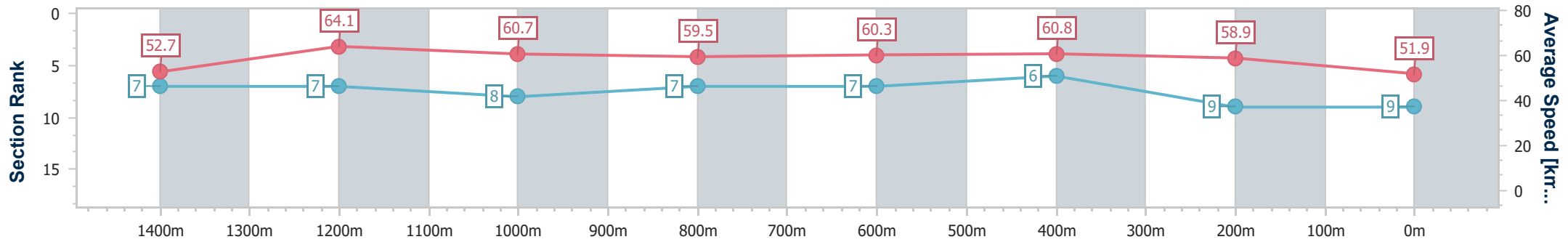
Race 8: PRIME SECURITY BENCHMARK 58 Handicap - 1600m



08 September 2024 - 17:11

Track Rating: Good 4, Weather: Fine, Rail Position: +12m Entire

Section	Overall	1400m	1200m	1000m	800m	600m	400m	200m
Section Times	1:39.23 [9] (0:13.67)	1:25.56 [7] (0:11.31)	1:14.25 [7] (0:11.92)	1:02.33 [8] (0:12.18)	0:50.15 [7] (0:12.13)	0:38.02 [7] (0:11.94)	0:26.08 [6] (0:12.19)	0:13.89 [9] (0:13.89)
Average Speed [km/h]	52.7	64.1	60.7	59.5	60.3	60.8	58.9	51.9
Top Speed [km/h]	65.7	67.1	62.9	60.9	61.7	61.6	60.9	56.1
Avg. Dist. to Rail [m]	4.3	2.8	3.1	3.1	2.4	1.3	3.7	3.2
Avg. Stride Freq. [Hz]	2.3	2.4	2.3	2.2	2.3	2.3	2.3	2.1
Avg. Stride Length [m]	6.4	7.5	7.4	7.4	7.4	7.3	7.2	6.8



- [] Ranking at each section and finish
- .-.- No data available at this section
- NA No data available



Horse/Jockey Name	Native Beauty
Final Rank	10
Fastest Section Time (Section)	0:11.23 (1400m)
Top Speed [km/h] (Section)	66.3 (Overall)
Race State	Finished



Sunshine Coast QLD Professional

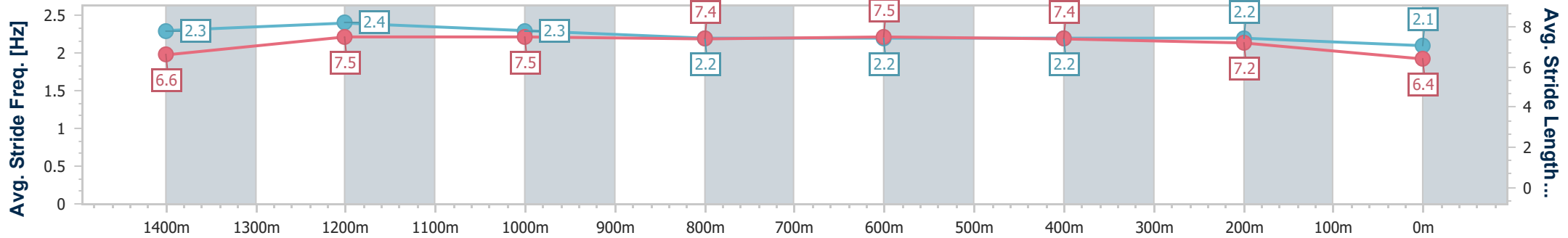
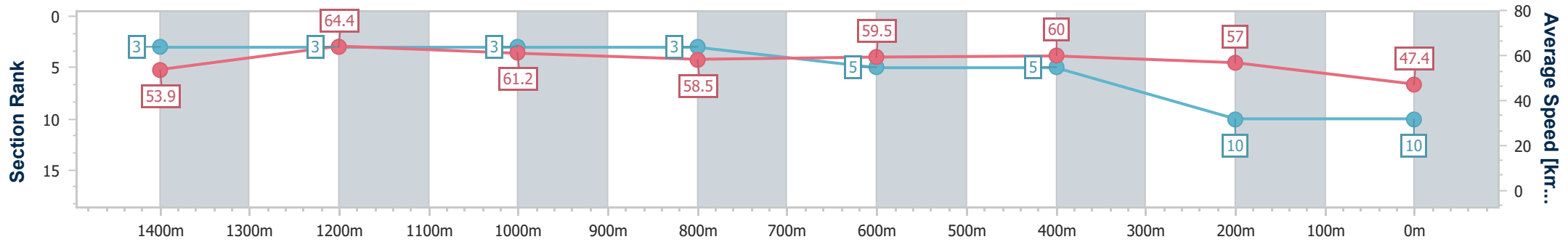
Race 8: PRIME SECURITY BENCHMARK 58 Handicap - 1600m



08 September 2024 - 17:11

Track Rating: Good 4, Weather: Fine, Rail Position: +12m Entire

Section	Overall	1400m	1200m	1000m	800m	600m	400m	200m
Section Times	1:40.78 [10] (0:13.38)	1:27.40 [3] (0:11.23)	1:16.17 [3] (0:11.79)	1:04.38 [3] (0:12.35)	0:52.03 [3] (0:12.20)	0:39.83 [5] (0:12.01)	0:27.82 [5] (0:12.64)	0:15.18 [10] (0:15.18)
Average Speed [km/h]	53.9	64.4	61.2	58.5	59.5	60.0	57.0	47.4
Top Speed [km/h]	66.3	66.2	62.9	59.7	60.6	61.0	59.4	53.9
Avg. Dist. to Rail [m]	1.5	1.1	1.2	1.5	1.4	0.3	0.7	1.4
Avg. Stride Freq. [Hz]	2.3	2.4	2.3	2.2	2.2	2.2	2.2	2.1
Avg. Stride Length [m]	6.6	7.5	7.5	7.4	7.5	7.4	7.2	6.4



- [] Ranking at each section and finish
- .-.- No data available at this section
- NA No data available