



# Doomben QLD Professional

## Race 4: U&U RECRUITMENT Class 1 Plate - 1650m

11 September 2024 - 14:19



BRISBANE  
RACING CLUB

Track Rating: Good 4, Weather: Overcast, Rail Position: +9.5m Entire

Section		Overall	1400m	1200m	1000m	800m	600m	400m	Last 600m				
Field Times		1:39.47 (0:16.55)	1:22.92 (0:11.19)	1:11.73 (0:11.85)	0:59.88 (0:11.94)	0:47.94 (0:12.03)	0:35.91 (0:12.00)	0:23.91 (0:11.61)	0:35.91				
Rank	TAB Horse/Jockey	Barrier	Top Speed [km/h]	Fastest Section									Distance Travelled [m]
1	7 FEATHERTOP Andrew Mallyon	7	63.7 400m	0:11.38 1400m	1:39.47 [1] (0:17.37)	1:22.10 [6] (0:11.38)	1:10.72 [6] (0:11.69)	0:59.03 [6] (0:11.97)	0:47.06 [6] (0:11.91)	0:35.15 [6] (0:11.77)	0:23.38 [6] (0:11.49)	0:35.15	
2	10 SANBANO Jag Guthmann-Chester	8	65.1 Overall	0:11.39 1400m	1:39.53 [2] (0:16.92)	1:22.61 [3] (0:11.39)	1:11.22 [3] (0:11.70)	0:59.52 [3] (0:11.97)	0:47.55 [3] (0:11.92)	0:35.63 [3] (0:11.81)	0:23.82 [2] (0:11.55)	0:35.63	+6
3	6 ARISTELLA Noel Callow	10	65.7 1400m	0:11.24 1400m	1:39.61 [3] (0:17.74)	1:21.87 [8] (0:11.24)	1:10.63 [7] (0:11.65)	0:58.98 [7] (0:12.10)	0:46.88 [8] (0:11.80)	0:35.08 [8] (0:11.60)	0:23.48 [8] (0:11.43)	0:35.08	+11
4	5 AERIAL BAY Emily Lang	11	65.5 Overall	0:11.51 400m	1:39.68 [4] (0:16.98)	1:22.70 [4] (0:11.70)	1:11.00 [5] (0:11.67)	0:59.33 [5] (0:12.02)	0:47.31 [5] (0:11.90)	0:35.41 [5] (0:11.65)	0:23.76 [4] (0:11.51)	0:35.41	+7
5	8 FREEMAN Robbie Dolan	3	64.3 Overall	0:11.50 1400m	1:39.77 [5] (0:16.98)	1:22.79 [5] (0:11.50)	1:11.29 [4] (0:11.59)	0:59.70 [4] (0:11.95)	0:47.75 [4] (0:11.97)	0:35.78 [4] (0:11.98)	0:23.80 [5] (0:11.51)	0:35.78	+5
6	12 GINASUE Georgina Cartwright	4	63.5 400m	0:11.48 1400m	1:39.84 [6] (0:17.56)	1:22.28 [7] (0:11.48)	1:10.80 [8] (0:11.61)	0:59.19 [8] (0:12.01)	0:47.18 [7] (0:11.79)	0:35.39 [7] (0:11.66)	0:23.73 [7] (0:11.52)	0:35.39	+3
7	3 LIETUVA Ryan Maloney	1	65.2 1400m	0:11.28 1400m	1:39.98 [7] (0:16.69)	1:23.29 [2] (0:11.28)	1:12.01 [2] (0:11.75)	1:00.26 [2] (0:12.00)	0:48.26 [2] (0:12.09)	0:36.17 [2] (0:11.75)	0:24.42 [1] (0:11.61)	0:36.17	+2
8	11 WITH DIAMONDS Tahlia Fenlon	12	65.2 1400m	0:11.37 1400m	1:40.07 [8] (0:17.77)	1:22.30 [9] (0:11.37)	1:10.93 [9] (0:11.69)	0:59.24 [9] (0:12.06)	0:47.18 [9] (0:11.80)	0:35.38 [9] (0:11.64)	0:23.74 [9] (0:11.46)	0:35.38	+10
9	4 WEST CORK Nathan Evans	5	66.8 1400m	0:11.19 1400m	1:44.42 [9] (0:16.55)	1:27.87 [1] (0:11.19)	1:16.68 [1] (0:11.85)	1:04.83 [1] (0:11.94)	0:52.89 [1] (0:12.03)	0:40.86 [1] (0:12.27)	0:28.59 [3] (0:12.83)	0:40.86	+2

Scratched: Bitoftheblarney (#1), Jenni Moreese (#9), Gold Prince (#2)



# Doomben QLD Professional

## Race 4: U&U RECRUITMENT Class 1 Plate - 1650m

11 September 2024 - 14:19



BRISBANE  
RACING CLUB

Track Rating: Good 4, Weather: Overcast, Rail Position: +9.5m Entire

Section				200m				Last 600m	
Field Times				0:12.30 (0:12.30)				0:35.91	
Rank	TAB Horse/Jockey	Barrier	Top Speed [km/h]	Fastest Section	Margin				Distance Travelled [m]
1	7 FEATHERTOP Andrew Mallyon	7	63.7 400m	0:11.38 1400m	0:11.89 [6] (0:11.89)	1:39.47		0:35.15	
2	10 SANBANO Jag Guthmann-Chester	8	65.1 Overall	0:11.39 1400m	0:12.27 [2] (0:12.27)	0.36L		0:35.63	+6
3	6 ARISTELLA Noel Callow	10	65.7 1400m	0:11.24 1400m	0:12.05 [5] (0:12.05)	0.79L		0:35.08	+11
4	5 AERIAL BAY Emily Lang	11	65.5 Overall	0:11.51 400m	0:12.25 [3] (0:12.25)	1.23L		0:35.41	+7
5	8 FREEMAN Robbie Dolan	3	64.3 Overall	0:11.50 1400m	0:12.29 [4] (0:12.29)	1.76L		0:35.78	+5
6	12 GINASUE Georgina Cartwright	4	63.5 400m	0:11.48 1400m	0:12.21 [7] (0:12.21)	2.15L		0:35.39	+3
7	3 LIETUVA Ryan Maloney	1	65.2 1400m	0:11.28 1400m	0:12.81 [1] (0:12.81)	2.99L		0:36.17	+2
8	11 WITH DIAMONDS Tahlia Fenlon	12	65.2 1400m	0:11.37 1400m	0:12.28 [8] (0:12.28)	3.53L		0:35.38	+10
9	4 WEST CORK Nathan Evans	5	66.8 1400m	0:11.19 1400m	0:15.76 [9] (0:15.76)	29.09L		0:40.86	+2

Scratched: Bitoftheblarney (#1), Jenni Moreese (#9), Gold Prince (#2)



Horse/Jockey Name	Feathertop
Final Rank	1
Fastest Section Time (Section)	0:11.38 (1400m)
Top Speed [km/h] (Section)	63.7 (400m)
Race State	Finished



### Doomben QLD Professional

Race 4: U&U RECRUITMENT Class 1 Plate - 1650m

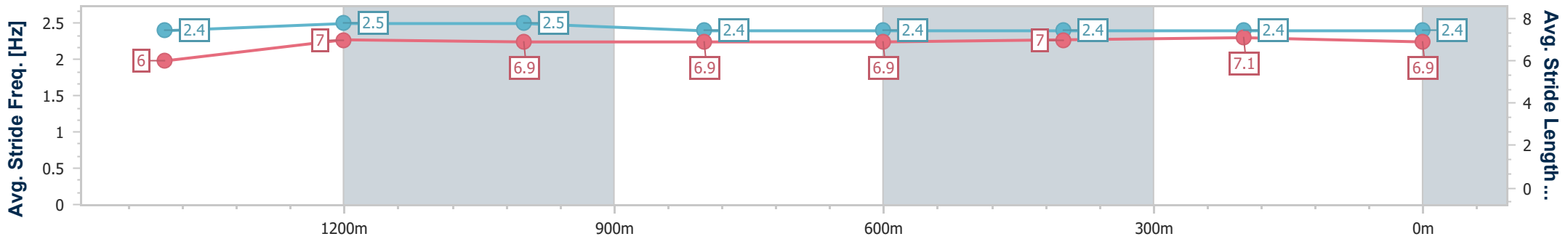
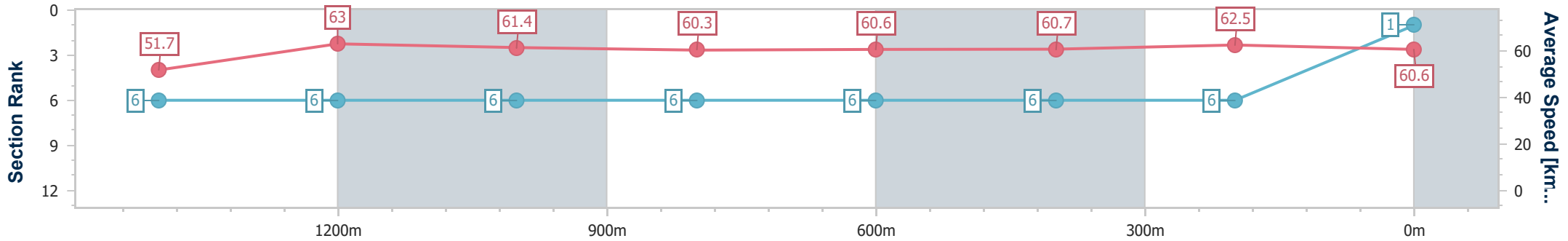
11 September 2024 - 14:19

Track Rating: Good 4, Weather: Overcast, Rail Position: +9.5m Entire



BRISBANE RACING CLUB

Section	Overall	1400m	1200m	1000m	800m	600m	400m	200m
Section Times	1:39.47 [1] (0:17.37)	1:22.10 [6] (0:11.38)	1:10.72 [6] (0:11.69)	0:59.03 [6] (0:11.97)	0:47.06 [6] (0:11.91)	0:35.15 [6] (0:11.77)	0:23.38 [6] (0:11.49)	0:11.89 [6] (0:11.89)
Average Speed [km/h]	51.7	63.0	61.4	60.3	60.6	60.7	62.5	60.6
Top Speed [km/h]	63.4	63.4	63.2	61.6	61.7	62.5	63.7	61.8
Avg. Dist. to Rail [m]	1.6	1.0	0.3	0.3	0.7	0.9	0.7	0.8
Avg. Stride Freq. [Hz]	2.4	2.5	2.5	2.4	2.4	2.4	2.4	2.4
Avg. Stride Length [m]	6.0	7.0	6.9	6.9	6.9	7.0	7.1	6.9



- [ ] Ranking at each section and finish
- .-.- No data available at this section
- NA No data available



Horse/Jockey Name	Sanbano
Final Rank	2
Fastest Section Time (Section)	0:11.39 (1400m)
Top Speed [km/h] (Section)	65.1 (Overall)
Race State	Finished



Doomben QLD Professional

Race 4: U&U RECRUITMENT Class 1 Plate - 1650m

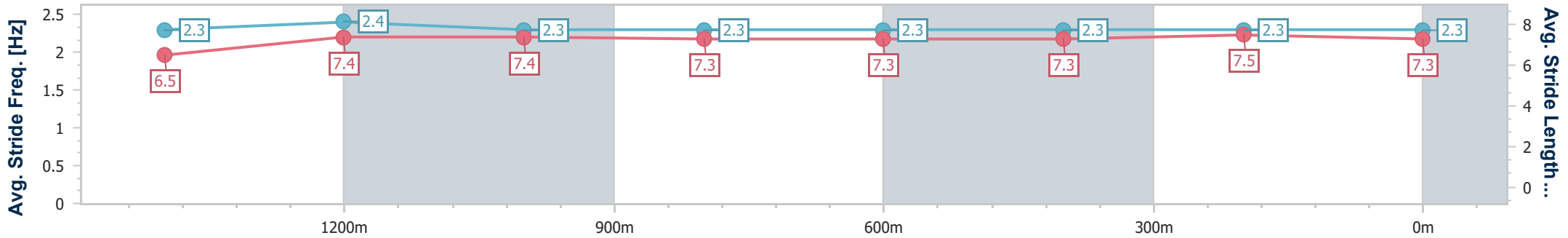
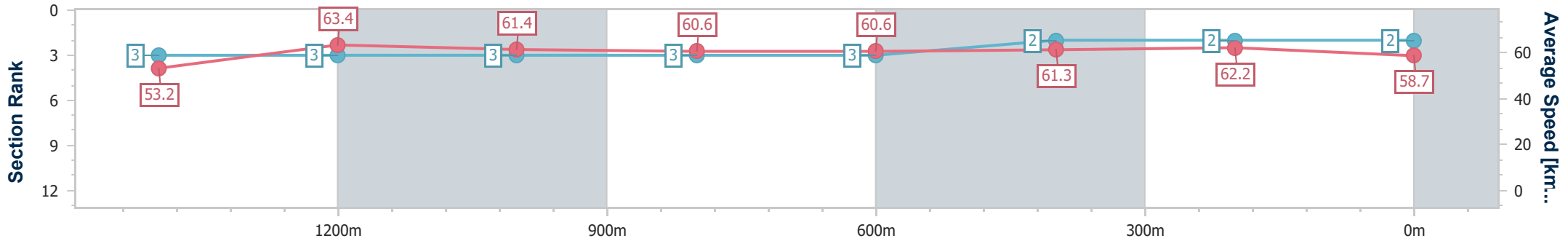
11 September 2024 - 14:19

Track Rating: Good 4, Weather: Overcast, Rail Position: +9.5m Entire



BRISBANE RACING CLUB

Section	Overall	1400m	1200m	1000m	800m	600m	400m	200m
Section Times	1:39.53 [2] (0:16.92)	1:22.61 [3] (0:11.39)	1:11.22 [3] (0:11.70)	0:59.52 [3] (0:11.97)	0:47.55 [3] (0:11.92)	0:35.63 [3] (0:11.81)	0:23.82 [2] (0:11.55)	0:12.27 [2] (0:12.27)
Average Speed [km/h]	53.2	63.4	61.4	60.6	60.6	61.3	62.2	58.7
Top Speed [km/h]	65.1	64.5	62.7	61.8	62.0	62.2	63.0	61.2
Avg. Dist. to Rail [m]	2.6	0.3	0.6	1.2	1.5	1.3	0.9	0.5
Avg. Stride Freq. [Hz]	2.3	2.4	2.3	2.3	2.3	2.3	2.3	2.3
Avg. Stride Length [m]	6.5	7.4	7.4	7.3	7.3	7.3	7.5	7.3



- [ ] Ranking at each section and finish
- .-.- No data available at this section
- NA No data available



Horse/Jockey Name	Aristella
Final Rank	3
Fastest Section Time (Section)	0:11.24 (1400m)
Top Speed [km/h] (Section)	65.7 (1400m)
Race State	Finished



Doomben QLD Professional

Race 4: U&U RECRUITMENT Class 1 Plate - 1650m

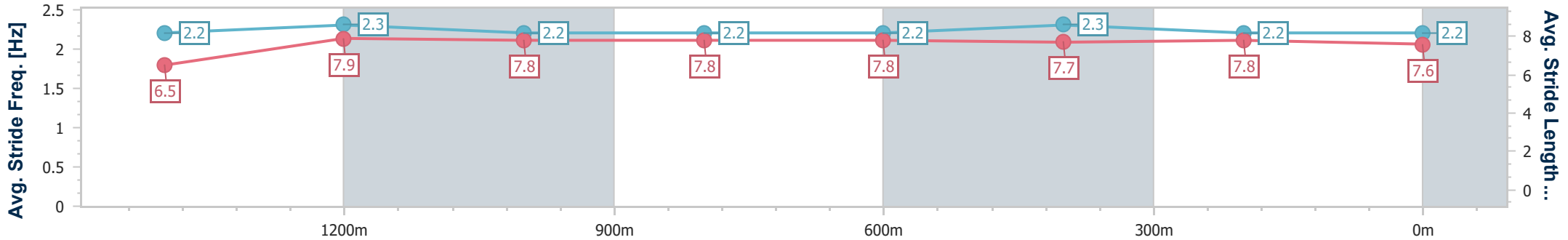
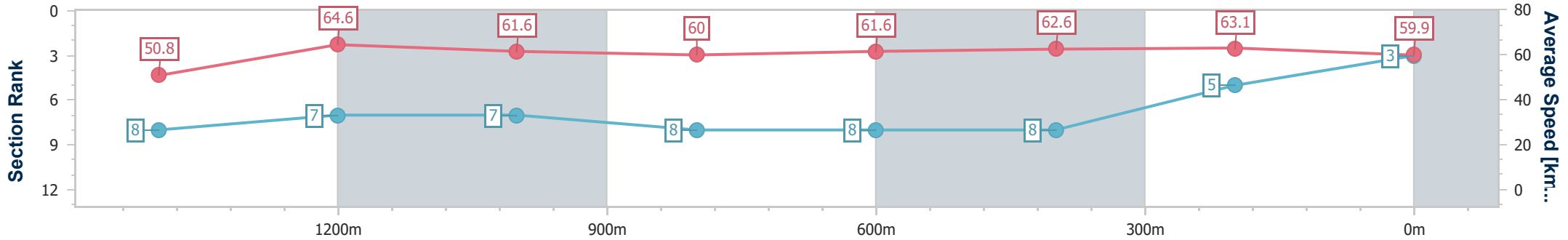
11 September 2024 - 14:19

Track Rating: Good 4, Weather: Overcast, Rail Position: +9.5m Entire



BRISBANE RACING CLUB

Section	Overall	1400m	1200m	1000m	800m	600m	400m	200m
Section Times	1:39.61 [3] (0:17.74)	1:21.87 [8] (0:11.24)	1:10.63 [7] (0:11.65)	0:58.98 [7] (0:12.10)	0:46.88 [8] (0:11.80)	0:35.08 [8] (0:11.60)	0:23.48 [8] (0:11.43)	0:12.05 [5] (0:12.05)
Average Speed [km/h]	50.8	64.6	61.6	60.0	61.6	62.6	63.1	59.9
Top Speed [km/h]	64.0	65.7	63.4	61.2	62.6	63.7	64.7	62.8
Avg. Dist. to Rail [m]	1.5	1.2	2.4	2.4	2.0	1.3	3.6	2.6
Avg. Stride Freq. [Hz]	2.2	2.3	2.2	2.2	2.2	2.3	2.2	2.2
Avg. Stride Length [m]	6.5	7.9	7.8	7.8	7.8	7.7	7.8	7.6



- [ ] Ranking at each section and finish
- .-.- No data available at this section
- NA No data available



Horse/Jockey Name	Aerial Bay
Final Rank	4
Fastest Section Time (Section)	0:11.51 (400m)
Top Speed [km/h] (Section)	65.5 (Overall)
Race State	Finished



Doomben QLD Professional

Race 4: U&U RECRUITMENT Class 1 Plate - 1650m

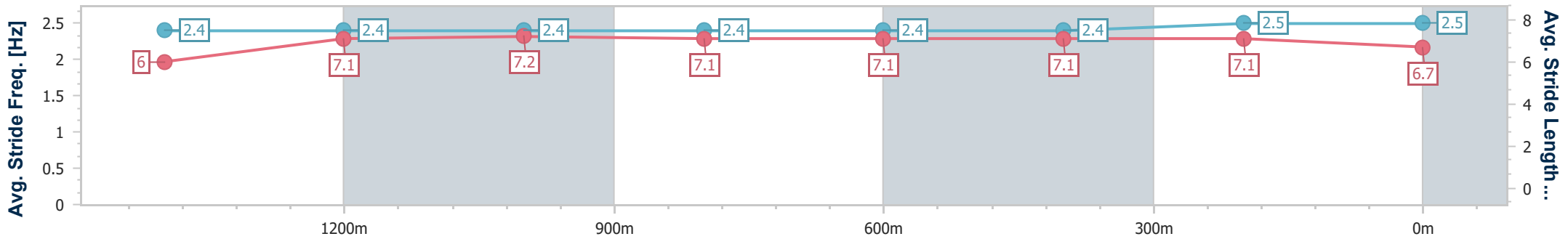
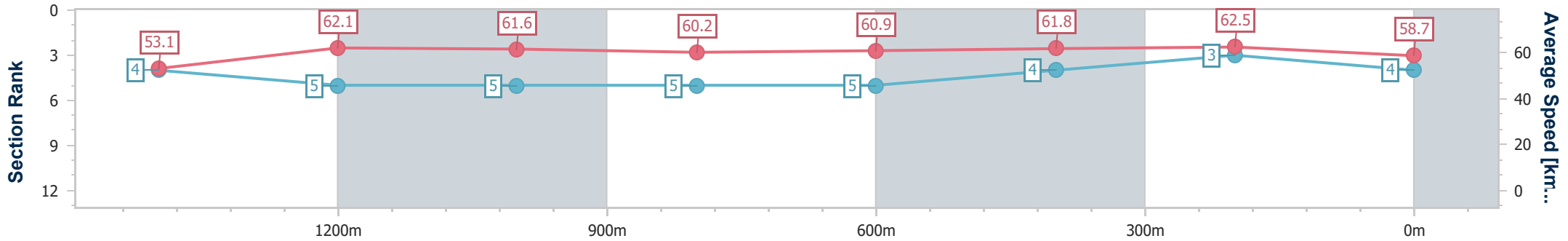
11 September 2024 - 14:19

Track Rating: Good 4, Weather: Overcast, Rail Position: +9.5m Entire



BRISBANE RACING CLUB

Section	Overall	1400m	1200m	1000m	800m	600m	400m	200m
Section Times	1:39.68 [4] (0:16.98)	1:22.70 [4] (0:11.70)	1:11.00 [5] (0:11.67)	0:59.33 [5] (0:12.02)	0:47.31 [5] (0:11.90)	0:35.41 [5] (0:11.65)	0:23.76 [4] (0:11.51)	0:12.25 [3] (0:12.25)
Average Speed [km/h]	53.1	62.1	61.6	60.2	60.9	61.8	62.5	58.7
Top Speed [km/h]	65.5	64.0	63.1	61.4	62.9	63.0	64.6	61.8
Avg. Dist. to Rail [m]	3.9	1.6	1.5	1.6	1.0	0.4	1.3	1.3
Avg. Stride Freq. [Hz]	2.4	2.4	2.4	2.4	2.4	2.4	2.5	2.5
Avg. Stride Length [m]	6.0	7.1	7.2	7.1	7.1	7.1	7.1	6.7



- [ ] Ranking at each section and finish
- .-.- No data available at this section
- NA No data available



Horse/Jockey Name	Freeman
Final Rank	5
Fastest Section Time (Section)	0:11.50 (1400m)
Top Speed [km/h] (Section)	64.3 (Overall)
Race State	Finished



Doomben QLD Professional

Race 4: U&U RECRUITMENT Class 1 Plate - 1650m

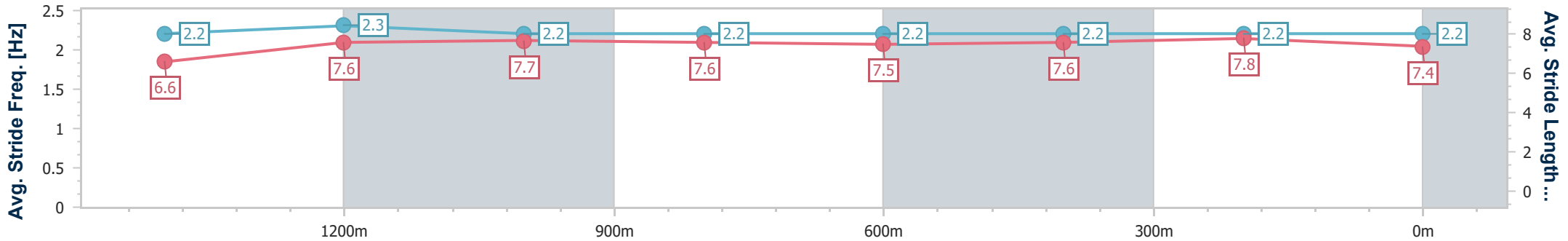
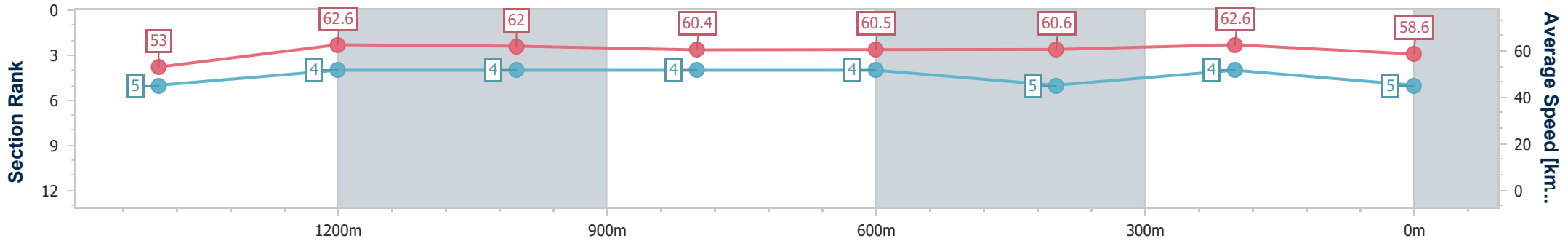
11 September 2024 - 14:19

Track Rating: Good 4, Weather: Overcast, Rail Position: +9.5m Entire



BRISBANE RACING CLUB

Section	Overall	1400m	1200m	1000m	800m	600m	400m	200m
Section Times	1:39.77 [5] (0:16.98)	1:22.79 [5] (0:11.50)	1:11.29 [4] (0:11.59)	0:59.70 [4] (0:11.95)	0:47.75 [4] (0:11.97)	0:35.78 [4] (0:11.98)	0:23.80 [5] (0:11.51)	0:12.29 [4] (0:12.29)
Average Speed [km/h]	53.0	62.6	62.0	60.4	60.5	60.6	62.6	58.6
Top Speed [km/h]	64.3	64.2	63.2	60.9	61.3	61.6	64.0	60.5
Avg. Dist. to Rail [m]	0.6	0.6	0.4	0.3	1.1	1.2	0.4	0.7
Avg. Stride Freq. [Hz]	2.2	2.3	2.2	2.2	2.2	2.2	2.2	2.2
Avg. Stride Length [m]	6.6	7.6	7.7	7.6	7.5	7.6	7.8	7.4



- [ ] Ranking at each section and finish
- .-.- No data available at this section
- NA No data available



Horse/Jockey Name	Ginasue
Final Rank	6
Fastest Section Time (Section)	0:11.48 (1400m)
Top Speed [km/h] (Section)	63.5 (400m)
Race State	Finished



Doomben QLD Professional

Race 4: U&U RECRUITMENT Class 1 Plate - 1650m

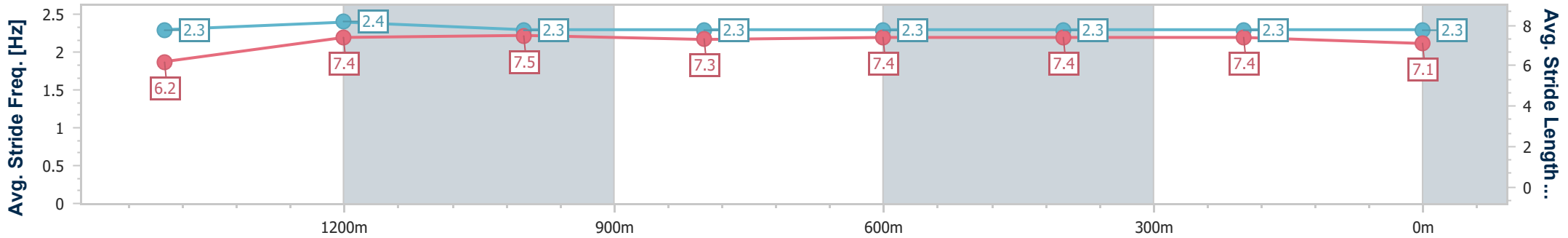
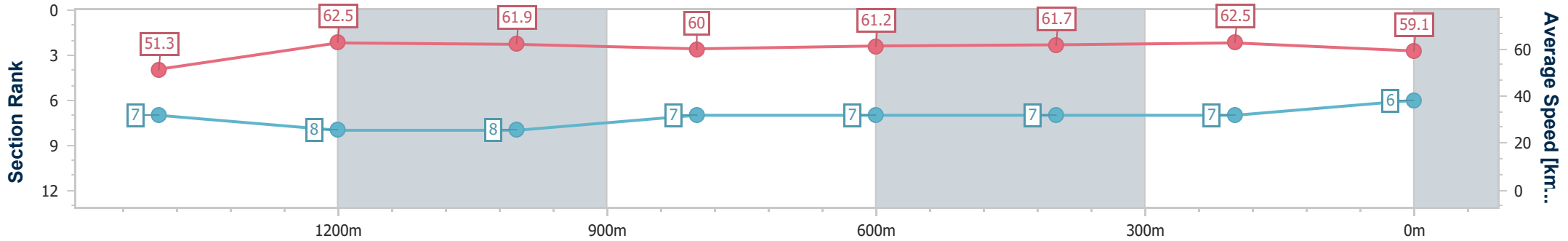
11 September 2024 - 14:19

Track Rating: Good 4, Weather: Overcast, Rail Position: +9.5m Entire



BRISBANE RACING CLUB

Section	Overall	1400m	1200m	1000m	800m	600m	400m	200m
Section Times	1:39.84 [6] (0:17.56)	1:22.28 [7] (0:11.48)	1:10.80 [8] (0:11.61)	0:59.19 [8] (0:12.01)	0:47.18 [7] (0:11.79)	0:35.39 [7] (0:11.66)	0:23.73 [7] (0:11.52)	0:12.21 [7] (0:12.21)
Average Speed [km/h]	51.3	62.5	61.9	60.0	61.2	61.7	62.5	59.1
Top Speed [km/h]	62.7	62.9	62.9	61.3	61.6	62.4	63.5	61.8
Avg. Dist. to Rail [m]	0.6	0.4	0.3	0.3	0.1	0.2	1.2	1.4
Avg. Stride Freq. [Hz]	2.3	2.4	2.3	2.3	2.3	2.3	2.3	2.3
Avg. Stride Length [m]	6.2	7.4	7.5	7.3	7.4	7.4	7.4	7.1



- [ ] Ranking at each section and finish
- .-.- No data available at this section
- NA No data available





Horse/Jockey Name	Lietuva
Final Rank	7
Fastest Section Time (Section)	0:11.28 (1400m)
Top Speed [km/h] (Section)	65.2 (1400m)
Race State	Finished



Doomben QLD Professional

Race 4: U&U RECRUITMENT Class 1 Plate - 1650m

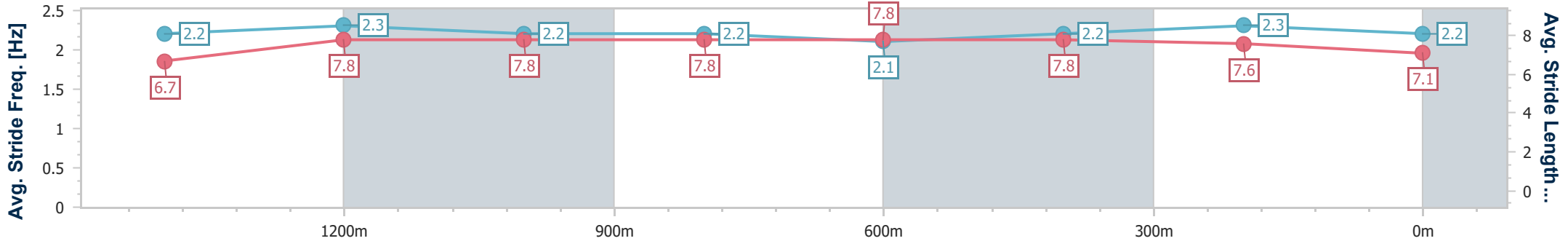
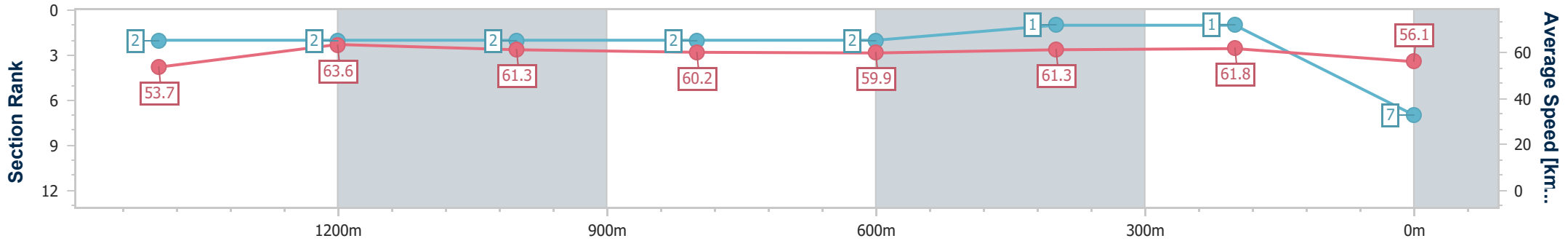
11 September 2024 - 14:19

Track Rating: Good 4, Weather: Overcast, Rail Position: +9.5m Entire



BRISBANE RACING CLUB

Section	Overall	1400m	1200m	1000m	800m	600m	400m	200m
Section Times	1:39.98 [7] (0:16.69)	1:23.29 [2] (0:11.28)	1:12.01 [2] (0:11.75)	1:00.26 [2] (0:12.00)	0:48.26 [2] (0:12.09)	0:36.17 [2] (0:11.75)	0:24.42 [1] (0:11.61)	0:12.81 [1] (0:12.81)
Average Speed [km/h]	53.7	63.6	61.3	60.2	59.9	61.3	61.8	56.1
Top Speed [km/h]	65.1	65.2	63.0	60.6	60.4	62.6	62.7	60.4
Avg. Dist. to Rail [m]	1.2	0.4	0.2	0.7	0.8	0.7	0.9	1.3
Avg. Stride Freq. [Hz]	2.2	2.3	2.2	2.2	2.1	2.2	2.3	2.2
Avg. Stride Length [m]	6.7	7.8	7.8	7.8	7.8	7.8	7.6	7.1



- [ ] Ranking at each section and finish
- .-.- No data available at this section
- NA No data available



Horse/Jockey Name	With Diamonds
Final Rank	8
Fastest Section Time (Section)	0:11.37 (1400m)
Top Speed [km/h] (Section)	65.2 (1400m)
Race State	Finished



Doomben QLD Professional

Race 4: U&U RECRUITMENT Class 1 Plate - 1650m

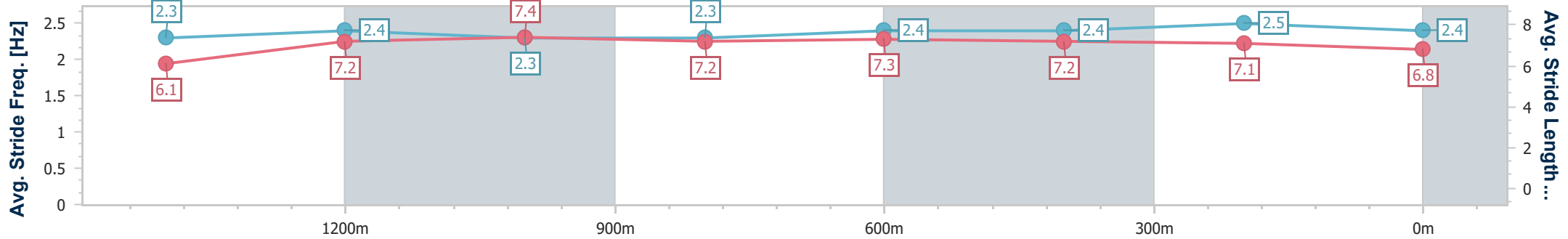
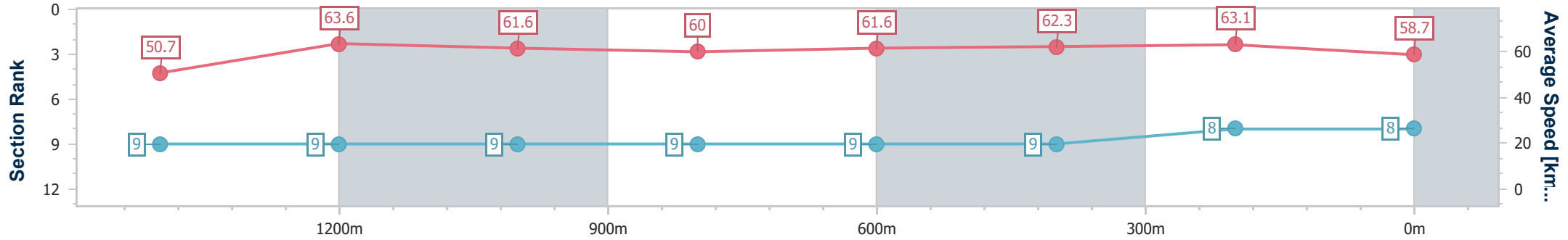
11 September 2024 - 14:19

Track Rating: Good 4, Weather: Overcast, Rail Position: +9.5m Entire



BRISBANE RACING CLUB

Section	Overall	1400m	1200m	1000m	800m	600m	400m	200m
Section Times	1:40.07 [8] (0:17.77)	1:22.30 [9] (0:11.37)	1:10.93 [9] (0:11.69)	0:59.24 [9] (0:12.06)	0:47.18 [9] (0:11.80)	0:35.38 [9] (0:11.64)	0:23.74 [9] (0:11.46)	0:12.28 [8] (0:12.28)
Average Speed [km/h]	50.7	63.6	61.6	60.0	61.6	62.3	63.1	58.7
Top Speed [km/h]	64.7	65.2	62.9	62.0	63.0	63.4	63.9	63.0
Avg. Dist. to Rail [m]	2.8	1.3	1.7	1.3	2.1	1.2	3.2	2.2
Avg. Stride Freq. [Hz]	2.3	2.4	2.3	2.3	2.4	2.4	2.5	2.4
Avg. Stride Length [m]	6.1	7.2	7.4	7.2	7.3	7.2	7.1	6.8



- [ ] Ranking at each section and finish
- .-.- No data available at this section
- NA No data available



Horse/Jockey Name	West Cork
Final Rank	9
Fastest Section Time (Section)	0:11.19 (1400m)
Top Speed [km/h] (Section)	66.8 (1400m)
Race State	Finished



Doomben QLD Professional

Race 4: U&U RECRUITMENT Class 1 Plate - 1650m

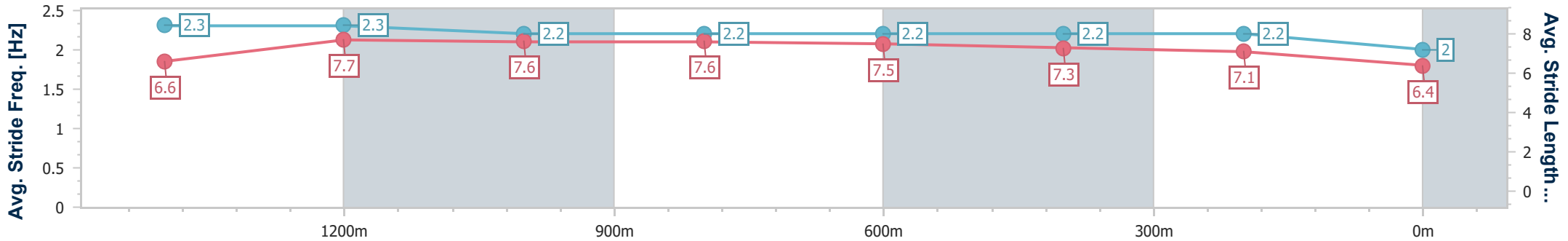
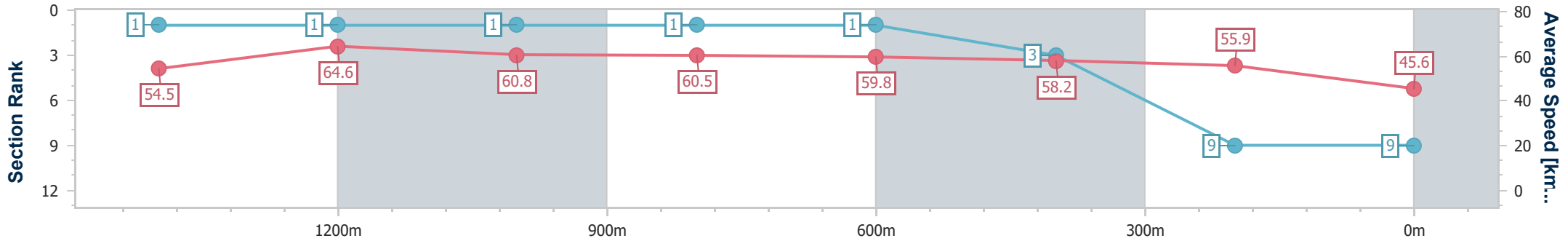
11 September 2024 - 14:19

Track Rating: Good 4, Weather: Overcast, Rail Position: +9.5m Entire



BRISBANE RACING CLUB

Section	Overall	1400m	1200m	1000m	800m	600m	400m	200m
Section Times	1:44.42 [9] (0:16.55)	1:27.87 [1] (0:11.19)	1:16.68 [1] (0:11.85)	1:04.83 [1] (0:11.94)	0:52.89 [1] (0:12.03)	0:40.86 [1] (0:12.27)	0:28.59 [3] (0:12.83)	0:15.76 [9] (0:15.76)
Average Speed [km/h]	54.5	64.6	60.8	60.5	59.8	58.2	55.9	45.6
Top Speed [km/h]	66.6	66.8	62.7	60.9	60.5	60.2	56.8	53.6
Avg. Dist. to Rail [m]	1.9	0.6	0.1	0.2	0.2	1.2	2.0	1.8
Avg. Stride Freq. [Hz]	2.3	2.3	2.2	2.2	2.2	2.2	2.2	2.0
Avg. Stride Length [m]	6.6	7.7	7.6	7.6	7.5	7.3	7.1	6.4



- [ ] Ranking at each section and finish
- .-.- No data available at this section
- NA No data available