



Doomben QLD Professional

Race 5: C&H RECRUITMENT QTIS Three-Year-Old Maiden Plate - 1350m

11 September 2024 - 14:54



BRISBANE
RACING CLUB

Track Rating: Good 4, Weather: Overcast, Rail Position: +9.5m Entire

Section		Overall	1200m	1000m	800m	600m	400m	Last 600m				
Field Times		1:20.17 (0:10.87)	1:09.30 (0:10.93)	0:58.37 (0:11.81)	0:46.56 (0:12.19)	0:34.37 (0:11.65)	0:22.72 (0:10.97)	0:34.37				
Rank	TAB Horse/Jockey	Barrier	Top Speed [km/h]	Fastest Section	Distance Travelled [m]							
1	11 MARAGICAL Emily Lang	10	68.5 1200m	0:10.87 Overall	1:20.17 [1] (0:10.87)	1:09.30 [1] (0:10.94)	0:58.36 [2] (0:11.83)	0:46.53 [2] (0:12.17)	0:34.36 [2] (0:11.64)	0:22.72 [1] (0:10.97)	0:34.36	
2	10 JUST PRECIOUS James Orman	8	68.7 400m	0:10.71 400m	1:20.35 [2] (0:10.98)	1:09.37 [4] (0:11.15)	0:58.22 [4] (0:11.95)	0:46.27 [4] (0:12.18)	0:34.09 [5] (0:11.60)	0:22.49 [4] (0:10.71)	0:34.09	+0
3	19 LARIDAE Noel Callow	5	67.8 400m	0:10.92 400m	1:20.47 [3] (0:11.43)	1:09.04 [11] (0:11.05)	0:57.99 [7] (0:11.94)	0:46.05 [7] (0:11.95)	0:34.10 [6] (0:11.66)	0:22.44 [6] (0:10.92)	0:34.10	+2
4	7 UNEGA WAHY'A Marnu Potgieter	3	69.5 1200m	0:10.85 1200m	1:20.53 [4] (0:10.95)	1:09.58 [3] (0:10.85)	0:58.73 [1] (0:11.81)	0:46.92 [1] (0:12.19)	0:34.73 [1] (0:11.67)	0:23.06 [2] (0:11.02)	0:34.73	-4
5	16 SILK WARRIOR Tiffani Brooker	13	66.8 400m	0:10.95 Overall	1:21.01 [5] (0:10.95)	1:10.06 [2] (0:11.27)	0:58.79 [5] (0:11.87)	0:46.92 [5] (0:12.12)	0:34.80 [4] (0:11.76)	0:23.04 [5] (0:11.00)	0:34.80	+4
6	17 SUSPICIOUS AL Cejay Graham	9	65.0 1200m	0:11.28 400m	1:21.27 [6] (0:11.29)	1:09.98 [9] (0:11.31)	0:58.67 [9] (0:11.91)	0:46.76 [9] (0:12.04)	0:34.72 [8] (0:11.67)	0:23.05 [7] (0:11.28)	0:34.72	-2
7	4 LINWAR Les Tilley	16	66.9 1000m	0:11.01 400m	1:21.29 [7] (0:11.29)	1:10.00 [8] (0:11.61)	0:58.39 [11] (0:11.86)	0:46.53 [11] (0:12.16)	0:34.37 [11] (0:11.68)	0:22.69 [10] (0:11.01)	0:34.37	+0
8	8 WAYFARER'S WAY Samantha Collett	11	66.0 400m	0:11.06 400m	1:21.32 [8] (0:11.87)	1:09.45 [13] (0:11.31)	0:58.14 [13] (0:12.01)	0:46.13 [13] (0:11.94)	0:34.19 [12] (0:11.76)	0:22.43 [12] (0:11.06)	0:34.19	+0
9	15 DESERT LEGEND Martin Harley	1	68.0 1200m	0:10.99 Overall	1:21.36 [9] (0:10.99)	1:10.37 [5] (0:11.03)	0:59.34 [3] (0:11.98)	0:47.36 [3] (0:12.10)	0:35.26 [3] (0:11.68)	0:23.58 [3] (0:11.28)	0:35.26	-3
10	9 AIMA SUN Nozi Tomizawa	14	66.4 400m	0:11.17 Overall	1:21.70 [10] (0:11.17)	1:10.53 [7] (0:11.50)	0:59.03 [10] (0:11.96)	0:47.07 [10] (0:12.15)	0:34.92 [10] (0:11.93)	0:22.99 [11] (0:11.20)	0:34.92	+4

Scratched: Tells Me To (#13), Sugar Island (#14), The Torque Factor (#6), Secret Caviar (#18), He's A Weapon (#1), Misting (#12)

[] Ranking at each section and finish
 -:-:- No data available at this section
 NA No data available

SCN Saddle cloth number
 DNF Did not finish
 DNT Did not track



Doomben QLD Professional

Race 5: C&H RECRUITMENT QTIS Three-Year-Old Maiden Plate - 1350m

11 September 2024 - 14:54



BRISBANE
RACING CLUB

Track Rating: Good 4, Weather: Overcast, Rail Position: +9.5m Entire

Section	Overall	1200m	1000m	800m	600m	400m	Last 600m
Field Times	1:20.17 (0:10.87)	1:09.30 (0:10.93)	0:58.37 (0:11.81)	0:46.56 (0:12.19)	0:34.37 (0:11.65)	0:22.72 (0:10.97)	0:34.37

Rank	TAB	Horse/Jockey	Barrier	Top Speed [km/h]	Fastest Section	Overall	1200m	1000m	800m	600m	400m	Last 600m	Distance Travelled [m]
11	2	HE'S FINESSE Kyle Wilson-Taylor	2	65.9 Overall	0:11.06 Overall	1:21.91 [11] (0:11.06)	1:10.85 [6] (0:11.20)	0:59.65 [6] (0:11.98)	0:47.67 [6] (0:12.14)	0:35.53 [7] (0:11.88)	0:23.65 [8] (0:11.50)	0:35.53	+1
12	5	LUCKY JOKER Taylor Marshall	4	65.0 1200m	0:11.28 1200m	1:22.35 [12] (0:11.74)	1:10.61 [12] (0:11.28)	0:59.33 [12] (0:12.05)	0:47.28 [12] (0:12.13)	0:35.15 [13] (0:11.85)	0:23.30 [13] (0:11.36)	0:35.15	-4
13	3	HEADLINE LEGEND Robbie Dolan	6	66.2 1200m	0:11.23 1200m	1:22.82 [13] (0:11.32)	1:11.50 [10] (0:11.23)	1:00.27 [8] (0:11.94)	0:48.33 [8] (0:12.12)	0:36.21 [9] (0:11.94)	0:24.27 [9] (0:11.45)	0:36.21	+4

Scratched: Tells Me To (#13), Sugar Island (#14), The Torque Factor (#6), Secret Caviar (#18), He's A Weapon (#1), Misting (#12)

[] Ranking at each section and finish
 -:-:- No data available at this section
 NA No data available

SCN Saddle cloth number
 DNF Did not finish
 DNT Did not track



Doomben QLD Professional

Race 5: C&H RECRUITMENT QTIS Three-Year-Old Maiden Plate - 1350m

11 September 2024 - 14:54



BRISBANE
RACING CLUB

Track Rating: Good 4, Weather: Overcast, Rail Position: +9.5m Entire

Section							200m			Last 600m
Field Times							0:11.75			0:34.37
Rank	TAB	Horse/Jockey	Barrier	Top Speed [km/h]	Fastest Section	Margin				Distance Travelled [m]
1	11	MARAGICAL Emily Lang	10	68.5 1200m	0:10.87 Overall	0:11.75 [1] (0:11.75)	1:20.17		0:34.36	
2	10	JUST PRECIOUS James Orman	8	68.7 400m	0:10.71 400m	0:11.78 [3] (0:11.78)	1.03L		0:34.09	+0
3	19	LARIDAE Noel Callow	5	67.8 400m	0:10.92 400m	0:11.52 [4] (0:11.52)	1.75L		0:34.10	+2
4	7	UNEGA WAHY'A Marnu Potgieter	3	69.5 1200m	0:10.85 1200m	0:12.04 [2] (0:12.04)	2.1L		0:34.73	-4
5	16	SILK WARRIOR Tiffani Brooker	13	66.8 400m	0:10.95 Overall	0:12.04 [5] (0:12.04)	4.95L		0:34.80	+4
6	17	SUSPICIOUS AL Cejay Graham	9	65.0 1200m	0:11.28 400m	0:11.77 [7] (0:11.77)	6.43L		0:34.72	-2
7	4	LINWAR Les Tilley	16	66.9 1000m	0:11.01 400m	0:11.68 [8] (0:11.68)	6.55L		0:34.37	+0
8	8	WAYFARER'S WAY Samantha Collett	11	66.0 400m	0:11.06 400m	0:11.37 [11] (0:11.37)	6.76L		0:34.19	+0
9	15	DESERT LEGEND Martin Harley	1	68.0 1200m	0:10.99 Overall	0:12.30 [6] (0:12.30)	6.97L		0:35.26	-3
10	9	AIMA SUN Nozi Tomizawa	14	66.4 400m	0:11.17 Overall	0:11.79 [10] (0:11.79)	9.01L		0:34.92	+4

Scratched: Tells Me To (#13), Sugar Island (#14), The Torque Factor (#6), Secret Caviar (#18), He's A Weapon (#1), Misting (#12)

[] Ranking at each section and finish
 -:-:- No data available at this section
 NA No data available

SCN Saddle cloth number
 DNF Did not finish
 DNT Did not track



Doomben QLD Professional

Race 5: C&H RECRUITMENT QTIS Three-Year-Old Maiden Plate - 1350m

11 September 2024 - 14:54



BRISBANE
RACING CLUB

Track Rating: Good 4, Weather: Overcast, Rail Position: +9.5m Entire

Section				200m				Last 600m		
Field Times				0:11.75 (0:11.75)				0:34.37		
Rank	TAB	Horse/Jockey	Barrier	Top Speed [km/h]	Fastest Section	Margin			Distance Travelled [m]	
11	2	HE'S FINESSE	2	65.9	0:11.06	0:12.15 [9]	10.25L		0:35.53	+1
		Kyle Wilson-Taylor		Overall	Overall	(0:12.15)				
12	5	LUCKY JOKER	4	65.0	0:11.28	0:11.94 [13]	12.82L		0:35.15	-4
		Taylor Marshall		1200m	1200m	(0:11.94)				
13	3	HEADLINE LEGEND	6	66.2	0:11.23	0:12.82 [12]	15.56L		0:36.21	+4
		Robbie Dolan		1200m	1200m	(0:12.82)				

Scratched: Tells Me To (#13), Sugar Island (#14), The Torque Factor (#6), Secret Caviar (#18), He's A Weapon (#1), Misting (#12)

[] Ranking at each section and finish
 -:-:-:- No data available at this section
 NA No data available

SCN Saddle cloth number
 DNF Did not finish
 DNT Did not track



Horse/Jockey Name	Maragical
Final Rank	1
Fastest Section Time (Section)	0:10.87 (Overall)
Top Speed [km/h] (Section)	68.5 (1200m)
Race State	Finished



Doomben QLD Professional
Race 5: C&H RECRUITMENT QTIS Three-Year-Old Maiden Plate - 1350m

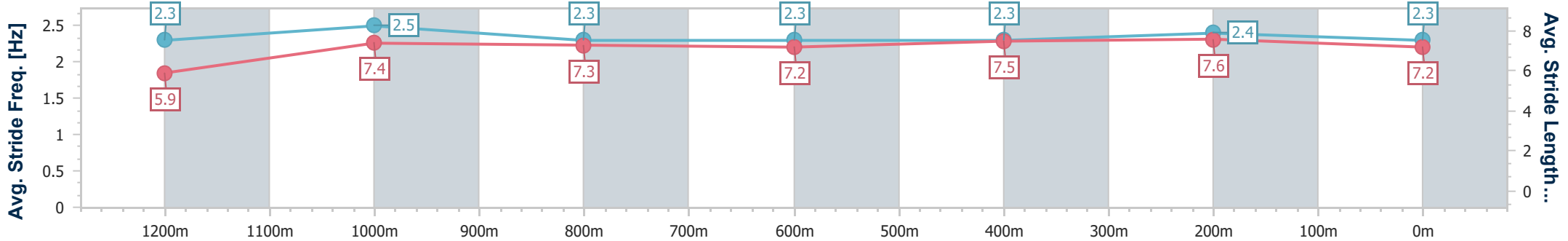
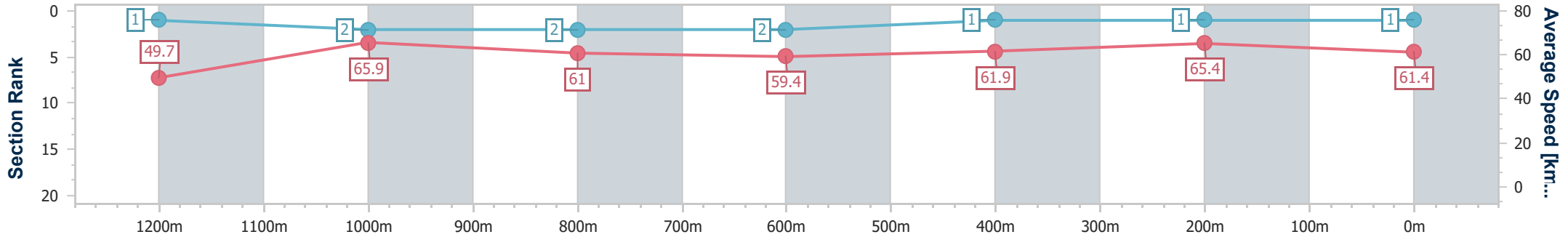


11 September 2024 - 14:54

Track Rating: Good 4, Weather: Overcast, Rail Position: +9.5m Entire

BRISBANE RACING CLUB

Section	Overall	1200m	1000m	800m	600m	400m	200m
Section Times	1:20.17 [1] (0:10.87)	1:09.30 [1] (0:10.94)	0:58.36 [2] (0:11.83)	0:46.53 [2] (0:12.17)	0:34.36 [2] (0:11.64)	0:22.72 [1] (0:10.97)	0:11.75 [1] (0:11.75)
Average Speed [km/h]	49.7	65.9	61.0	59.4	61.9	65.4	61.4
Top Speed [km/h]	68.5	68.5	63.1	60.9	63.1	66.7	65.4
Avg. Dist. to Rail [m]	6.2	1.0	0.7	0.8	0.4	0.6	0.8
Avg. Stride Freq. [Hz]	2.3	2.5	2.3	2.3	2.3	2.4	2.3
Avg. Stride Length [m]	5.9	7.4	7.3	7.2	7.5	7.6	7.2



- [] Ranking at each section and finish
- .-.- No data available at this section
- NA No data available



Horse/Jockey Name	Just Precious
Final Rank	2
Fastest Section Time (Section)	0:10.71 (400m)
Top Speed [km/h] (Section)	68.7 (400m)
Race State	Finished



Doomben QLD Professional
Race 5: C&H RECRUITMENT QTIS Three-Year-Old Maiden Plate
 - 1350m

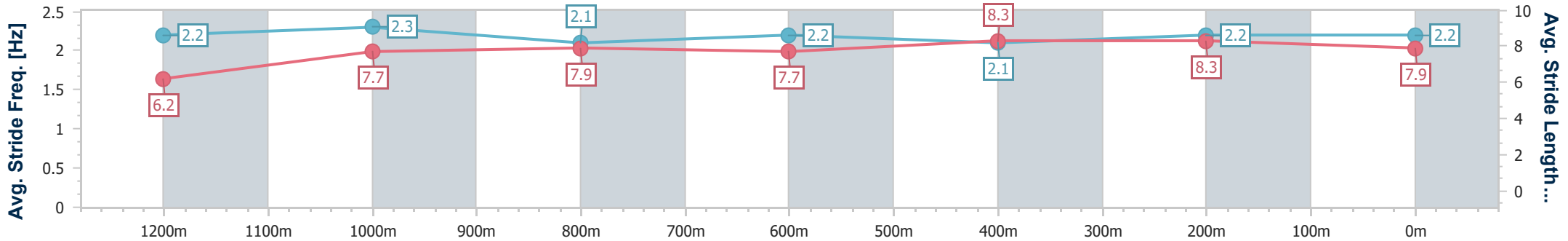
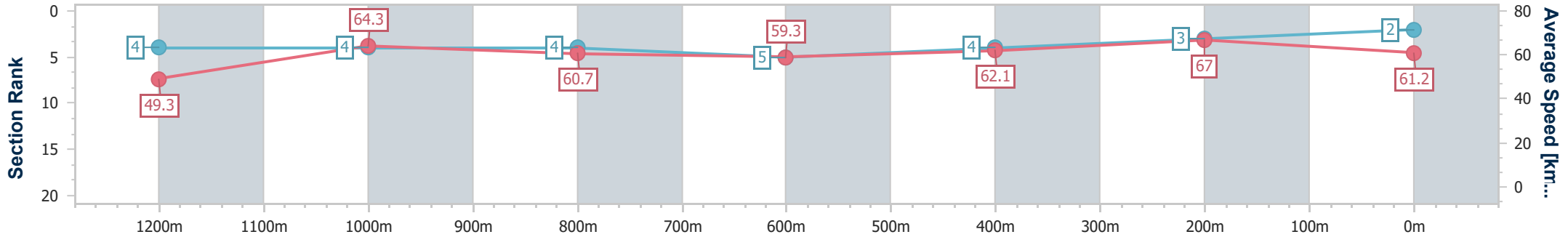


11 September 2024 - 14:54

Track Rating: Good 4, Weather: Overcast, Rail Position: +9.5m
 Entire

BRISBANE
 RACING CLUB

Section	Overall	1200m	1000m	800m	600m	400m	200m
Section Times	1:20.35 [2] (0:10.98)	1:09.37 [4] (0:11.15)	0:58.22 [4] (0:11.95)	0:46.27 [4] (0:12.18)	0:34.09 [5] (0:11.60)	0:22.49 [4] (0:10.71)	0:11.78 [3] (0:11.78)
Average Speed [km/h]	49.3	64.3	60.7	59.3	62.1	67.0	61.2
Top Speed [km/h]	65.6	67.2	62.5	60.9	66.0	68.7	66.9
Avg. Dist. to Rail [m]	5.9	1.8	1.6	0.9	0.3	1.0	1.5
Avg. Stride Freq. [Hz]	2.2	2.3	2.1	2.2	2.1	2.2	2.2
Avg. Stride Length [m]	6.2	7.7	7.9	7.7	8.3	8.3	7.9



- [] Ranking at each section and finish
- .-.- No data available at this section
- NA No data available



Horse/Jockey Name	Laridae
Final Rank	3
Fastest Section Time (Section)	0:10.92 (400m)
Top Speed [km/h] (Section)	67.8 (400m)
Race State	Finished



Doomben QLD Professional
Race 5: C&H RECRUITMENT QTIS Three-Year-Old Maiden Plate - 1350m

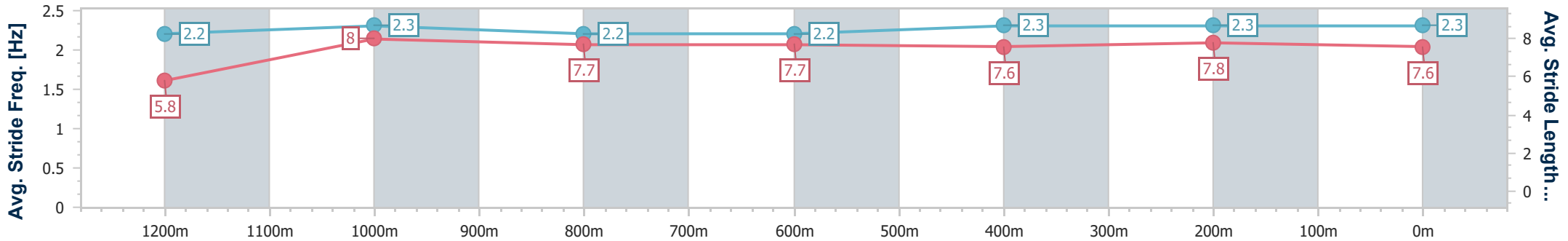
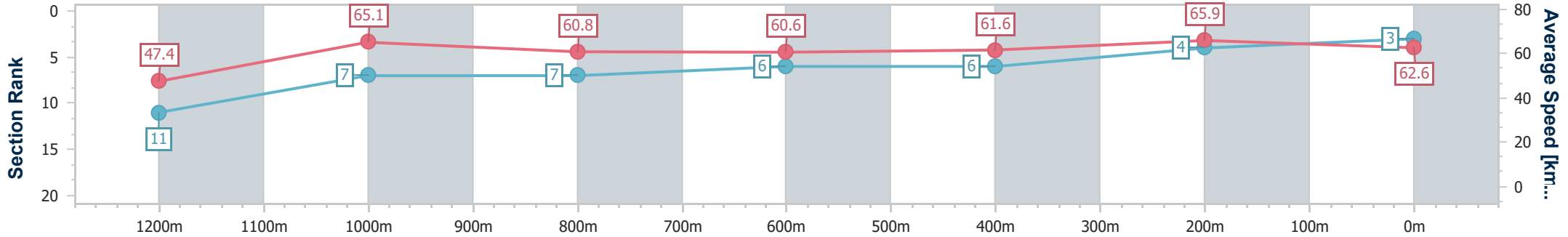


11 September 2024 - 14:54

Track Rating: Good 4, Weather: Overcast, Rail Position: +9.5m Entire

BRISBANE RACING CLUB

Section	Overall	1200m	1000m	800m	600m	400m	200m
Section Times	1:20.47 [3] (0:11.43)	1:09.04 [11] (0:11.05)	0:57.99 [7] (0:11.94)	0:46.05 [7] (0:11.95)	0:34.10 [6] (0:11.66)	0:22.44 [6] (0:10.92)	0:11.52 [4] (0:11.52)
Average Speed [km/h]	47.4	65.1	60.8	60.6	61.6	65.9	62.6
Top Speed [km/h]	65.4	66.3	64.3	63.1	65.4	67.8	65.5
Avg. Dist. to Rail [m]	4.9	1.7	2.1	0.8	0.4	1.2	2.5
Avg. Stride Freq. [Hz]	2.2	2.3	2.2	2.2	2.3	2.3	2.3
Avg. Stride Length [m]	5.8	8.0	7.7	7.7	7.6	7.8	7.6



- [] Ranking at each section and finish
- .-.- No data available at this section
- NA No data available



Horse/Jockey Name	Unega Wahy'a
Final Rank	4
Fastest Section Time (Section)	0:10.85 (1200m)
Top Speed [km/h] (Section)	69.5 (1200m)
Race State	Finished



Doomben QLD Professional
Race 5: C&H RECRUITMENT QTIS Three-Year-Old Maiden Plate
 - 1350m

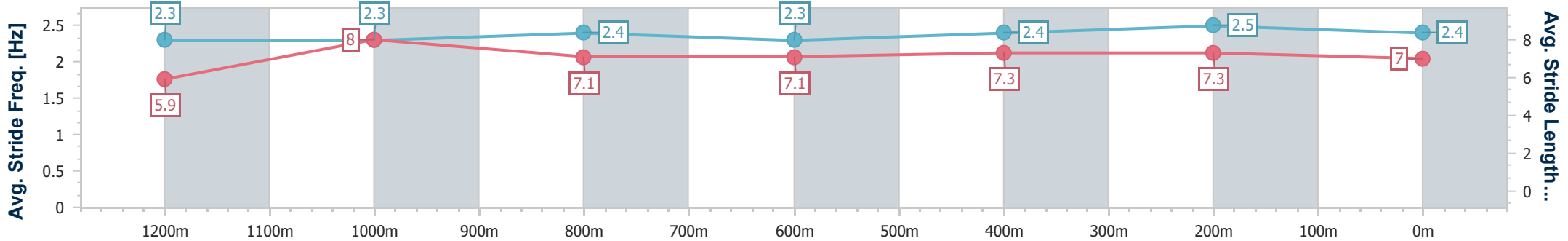
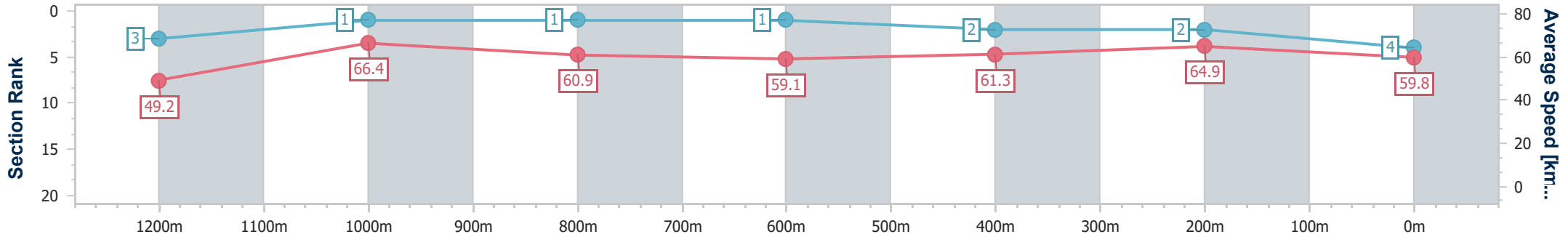


11 September 2024 - 14:54

Track Rating: Good 4, Weather: Overcast, Rail Position: +9.5m Entire

BRISBANE RACING CLUB

Section	Overall	1200m	1000m	800m	600m	400m	200m
Section Times	1:20.53 [4] (0:10.95)	1:09.58 [3] (0:10.85)	0:58.73 [1] (0:11.81)	0:46.92 [1] (0:12.19)	0:34.73 [1] (0:11.67)	0:23.06 [2] (0:11.02)	0:12.04 [2] (0:12.04)
Average Speed [km/h]	49.2	66.4	60.9	59.1	61.3	64.9	59.8
Top Speed [km/h]	68.0	69.5	64.0	60.4	64.0	66.2	63.7
Avg. Dist. to Rail [m]	2.9	0.5	1.1	0.1	1.1	2.0	1.9
Avg. Stride Freq. [Hz]	2.3	2.3	2.4	2.3	2.4	2.5	2.4
Avg. Stride Length [m]	5.9	8.0	7.1	7.1	7.3	7.3	7.0



- [] Ranking at each section and finish
- .-.- No data available at this section
- NA No data available



Horse/Jockey Name	Silk Warrior
Final Rank	5
Fastest Section Time (Section)	0:10.95 (Overall)
Top Speed [km/h] (Section)	66.8 (400m)
Race State	Finished



Doomben QLD Professional
Race 5: C&H RECRUITMENT QTIS Three-Year-Old Maiden Plate - 1350m

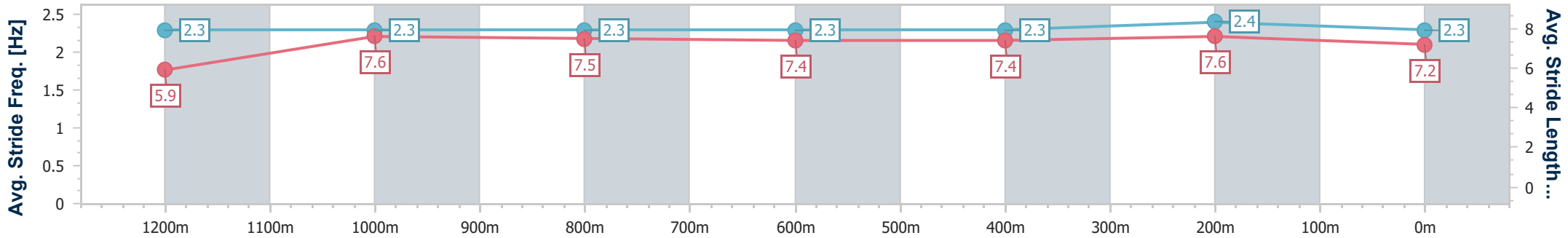
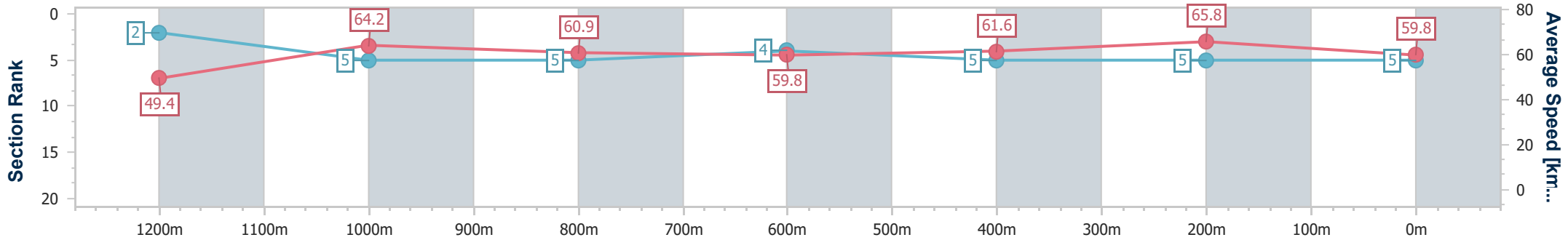


11 September 2024 - 14:54

Track Rating: Good 4, Weather: Overcast, Rail Position: +9.5m Entire

BRISBANE RACING CLUB

Section	Overall	1200m	1000m	800m	600m	400m	200m
Section Times	1:21.01 [5] (0:10.95)	1:10.06 [2] (0:11.27)	0:58.79 [5] (0:11.87)	0:46.92 [5] (0:12.12)	0:34.80 [4] (0:11.76)	0:23.04 [5] (0:11.00)	0:12.04 [5] (0:12.04)
Average Speed [km/h]	49.4	64.2	60.9	59.8	61.6	65.8	59.8
Top Speed [km/h]	65.2	65.8	62.8	60.6	65.1	66.8	63.5
Avg. Dist. to Rail [m]	8.5	2.3	1.8	1.7	1.2	3.0	4.5
Avg. Stride Freq. [Hz]	2.3	2.3	2.3	2.3	2.3	2.4	2.3
Avg. Stride Length [m]	5.9	7.6	7.5	7.4	7.4	7.6	7.2



- [] Ranking at each section and finish
- .-.- No data available at this section
- NA No data available



Horse/Jockey Name	Suspicious AI
Final Rank	6
Fastest Section Time (Section)	0:11.28 (400m)
Top Speed [km/h] (Section)	65.0 (1200m)
Race State	Finished



Doomben QLD Professional
Race 5: C&H RECRUITMENT QTIS Three-Year-Old Maiden Plate - 1350m

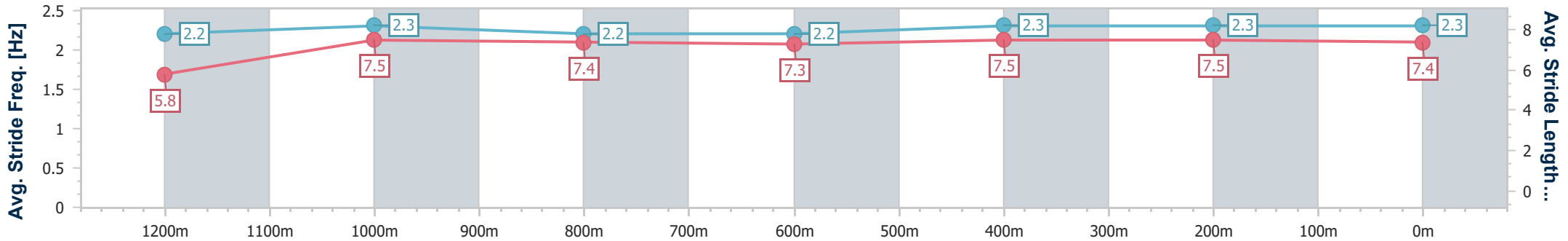
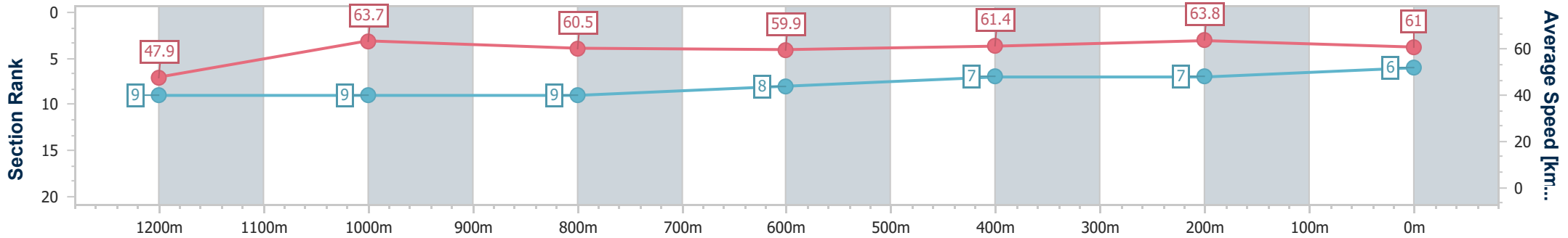


11 September 2024 - 14:54

Track Rating: Good 4, Weather: Overcast, Rail Position: +9.5m Entire

BRISBANE RACING CLUB

Section	Overall	1200m	1000m	800m	600m	400m	200m							
Section Times	1:21.27 [6] (0:11.29)	1:09.98 [9] (0:11.31)	0:58.67 [9] (0:11.91)	0:46.76 [9] (0:12.04)	0:34.72 [8] (0:11.67)	0:23.05 [7] (0:11.28)	0:11.77 [7] (0:11.77)							
Average Speed [km/h]	47.9	63.7	60.5	59.9	61.4	63.8	61.0							
Top Speed [km/h]	62.4	65.0	63.7	61.8	63.9	64.8	63.0							
Avg. Dist. to Rail [m]	7.1	1.2	0.6	0.3	0.6	1.0	1.5							
Avg. Stride Freq. [Hz]	2.2	2.3	2.2	2.2	2.3	2.3	2.3							
Avg. Stride Length [m]	5.8	7.5	7.4	7.3	7.5	7.5	7.4							



- [] Ranking at each section and finish
- .-.- No data available at this section
- NA No data available



Horse/Jockey Name	Linwar
Final Rank	7
Fastest Section Time (Section)	0:11.01 (400m)
Top Speed [km/h] (Section)	66.9 (1000m)
Race State	Finished



Doomben QLD Professional
Race 5: C&H RECRUITMENT QTIS Three-Year-Old Maiden Plate - 1350m

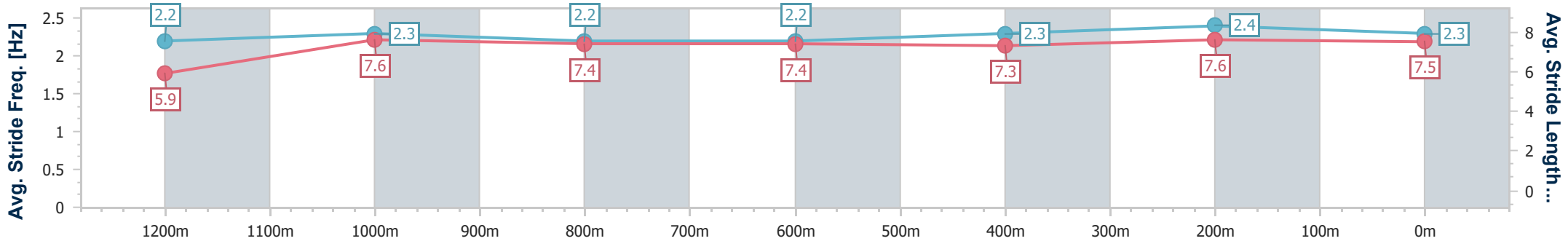
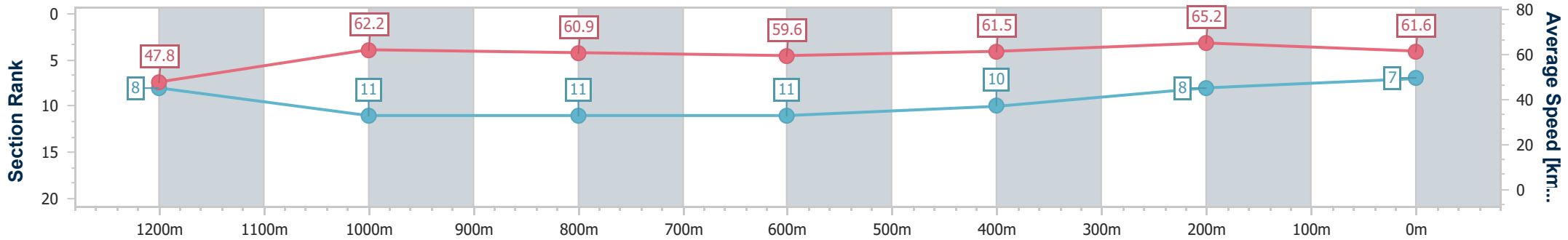


11 September 2024 - 14:54

Track Rating: Good 4, Weather: Overcast, Rail Position: +9.5m Entire

BRISBANE RACING CLUB

Section	Overall	1200m	1000m	800m	600m	400m	200m
Section Times	1:21.29 [7] (0:11.29)	1:10.00 [8] (0:11.61)	0:58.39 [11] (0:11.86)	0:46.53 [11] (0:12.16)	0:34.37 [11] (0:11.68)	0:22.69 [10] (0:11.01)	0:11.68 [8] (0:11.68)
Average Speed [km/h]	47.8	62.2	60.9	59.6	61.5	65.2	61.6
Top Speed [km/h]	63.5	63.5	66.9	62.8	64.2	66.2	64.9
Avg. Dist. to Rail [m]	10.9	2.7	1.3	0.7	0.4	1.3	3.2
Avg. Stride Freq. [Hz]	2.2	2.3	2.2	2.2	2.3	2.4	2.3
Avg. Stride Length [m]	5.9	7.6	7.4	7.4	7.3	7.6	7.5



- [] Ranking at each section and finish
- .-.- No data available at this section
- NA No data available



Horse/Jockey Name	Wayfarer's Way
Final Rank	8
Fastest Section Time (Section)	0:11.06 (400m)
Top Speed [km/h] (Section)	66.0 (400m)
Race State	Finished



Doomben QLD Professional
Race 5: C&H RECRUITMENT QTIS Three-Year-Old Maiden Plate - 1350m

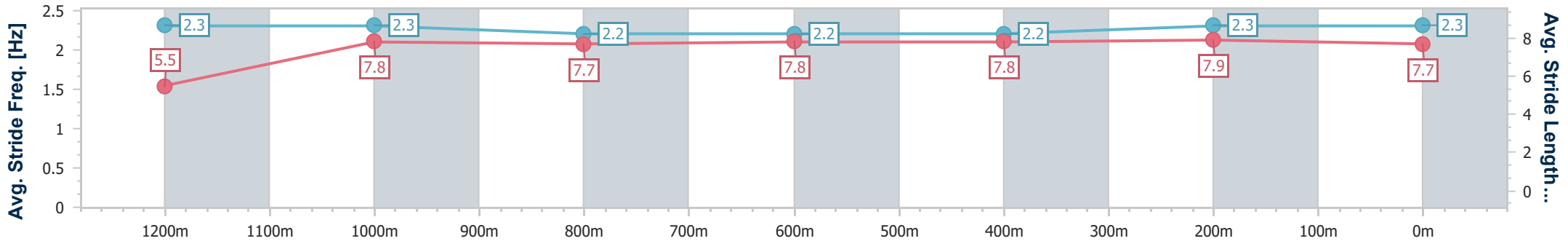
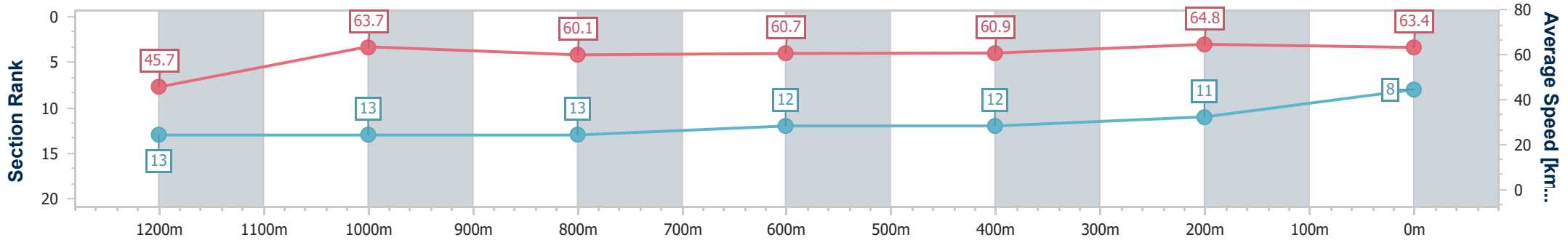


11 September 2024 - 14:54

Track Rating: Good 4, Weather: Overcast, Rail Position: +9.5m Entire

BRISBANE RACING CLUB

Section	Overall	1200m	1000m	800m	600m	400m	200m
Section Times	1:21.32 [8] (0:11.87)	1:09.45 [13] (0:11.31)	0:58.14 [13] (0:12.01)	0:46.13 [13] (0:11.94)	0:34.19 [12] (0:11.76)	0:22.43 [12] (0:11.06)	0:11.37 [11] (0:11.37)
Average Speed [km/h]	45.7	63.7	60.1	60.7	60.9	64.8	63.4
Top Speed [km/h]	63.4	65.3	62.5	62.8	62.9	66.0	66.0
Avg. Dist. to Rail [m]	7.7	2.0	1.8	0.6	0.4	0.6	0.5
Avg. Stride Freq. [Hz]	2.3	2.3	2.2	2.2	2.2	2.3	2.3
Avg. Stride Length [m]	5.5	7.8	7.7	7.8	7.8	7.9	7.7



- [] Ranking at each section and finish
- .-.- No data available at this section
- NA No data available



Horse/Jockey Name	Desert Legend
Final Rank	9
Fastest Section Time (Section)	0:10.99 (Overall)
Top Speed [km/h] (Section)	68.0 (1200m)
Race State	Finished



Doomben QLD Professional
Race 5: C&H RECRUITMENT QTIS Three-Year-Old Maiden Plate - 1350m

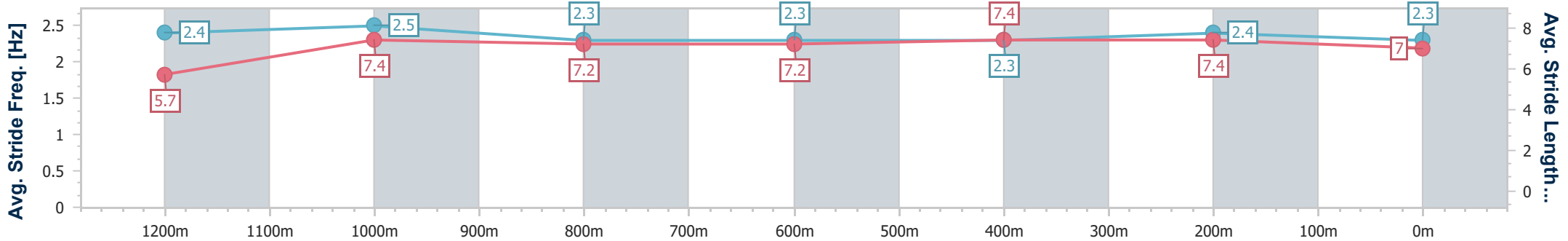
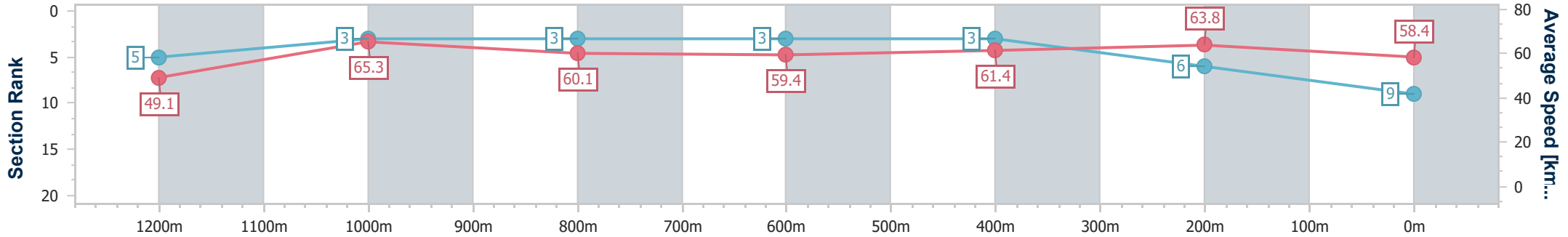


11 September 2024 - 14:54

Track Rating: Good 4, Weather: Overcast, Rail Position: +9.5m Entire

BRISBANE RACING CLUB

Section	Overall	1200m	1000m	800m	600m	400m	200m
Section Times	1:21.36 [9] (0:10.99)	1:10.37 [5] (0:11.03)	0:59.34 [3] (0:11.98)	0:47.36 [3] (0:12.10)	0:35.26 [3] (0:11.68)	0:23.58 [3] (0:11.28)	0:12.30 [6] (0:12.30)
Average Speed [km/h]	49.1	65.3	60.1	59.4	61.4	63.8	58.4
Top Speed [km/h]	67.2	68.0	62.6	61.4	63.1	64.8	61.9
Avg. Dist. to Rail [m]	1.3	0.1	0.3	0.1	0.8	1.4	2.3
Avg. Stride Freq. [Hz]	2.4	2.5	2.3	2.3	2.3	2.4	2.3
Avg. Stride Length [m]	5.7	7.4	7.2	7.2	7.4	7.4	7.0



- [] Ranking at each section and finish
- .-.- No data available at this section
- NA No data available



Horse/Jockey Name	Aima Sun
Final Rank	10
Fastest Section Time (Section)	0:11.17 (Overall)
Top Speed [km/h] (Section)	66.4 (400m)
Race State	Finished



Doomben QLD Professional
Race 5: C&H RECRUITMENT QTIS Three-Year-Old Maiden Plate
 - 1350m

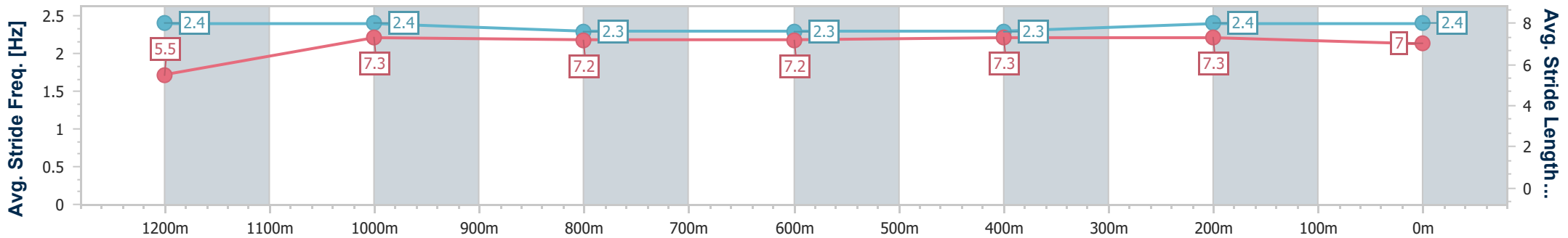
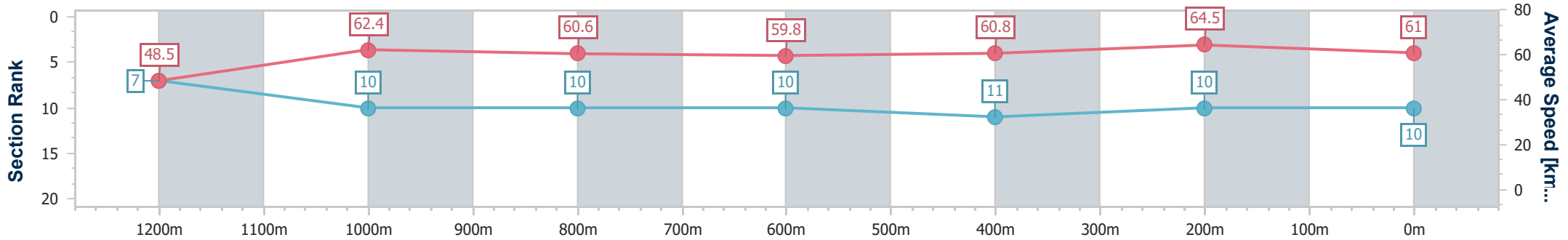


11 September 2024 - 14:54

Track Rating: Good 4, Weather: Overcast, Rail Position: +9.5m Entire

BRISBANE RACING CLUB

Section	Overall	1200m	1000m	800m	600m	400m	200m
Section Times	1:21.70 [10] (0:11.17)	1:10.53 [7] (0:11.50)	0:59.03 [10] (0:11.96)	0:47.07 [10] (0:12.15)	0:34.92 [10] (0:11.93)	0:22.99 [11] (0:11.20)	0:11.79 [10] (0:11.79)
Average Speed [km/h]	48.5	62.4	60.6	59.8	60.8	64.5	61.0
Top Speed [km/h]	62.3	64.4	62.4	62.0	62.5	66.4	64.4
Avg. Dist. to Rail [m]	9.8	2.1	1.4	1.6	1.4	2.7	2.5
Avg. Stride Freq. [Hz]	2.4	2.4	2.3	2.3	2.3	2.4	2.4
Avg. Stride Length [m]	5.5	7.3	7.2	7.2	7.3	7.3	7.0



- [] Ranking at each section and finish
- .-.- No data available at this section
- NA No data available



Horse/Jockey Name	He's Finesse
Final Rank	11
Fastest Section Time (Section)	0:11.06 (Overall)
Top Speed [km/h] (Section)	65.9 (Overall)
Race State	Finished



Doomben QLD Professional
Race 5: C&H RECRUITMENT QTIS Three-Year-Old Maiden Plate - 1350m

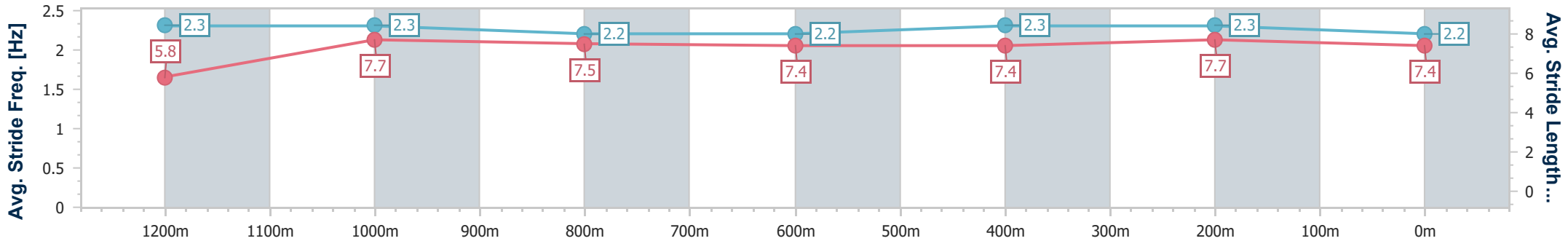
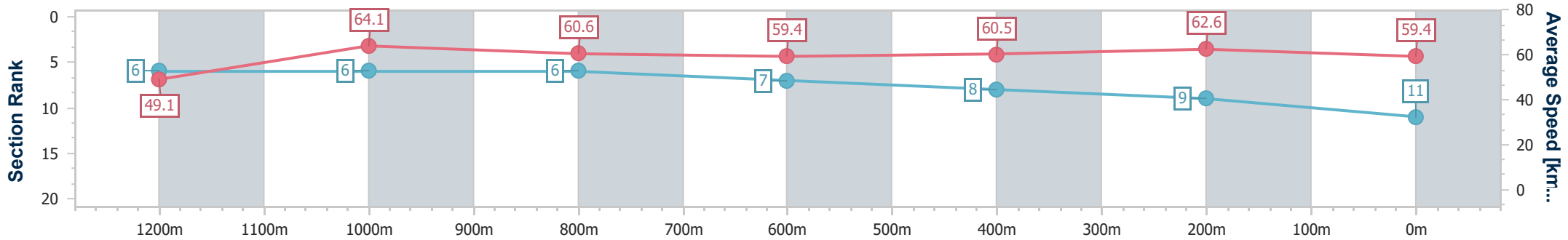


11 September 2024 - 14:54

Track Rating: Good 4, Weather: Overcast, Rail Position: +9.5m Entire

BRISBANE RACING CLUB

Section	Overall	1200m	1000m	800m	600m	400m	200m
Section Times	1:21.91 [11] (0:11.06)	1:10.85 [6] (0:11.20)	0:59.65 [6] (0:11.98)	0:47.67 [6] (0:12.14)	0:35.53 [7] (0:11.88)	0:23.65 [8] (0:11.50)	0:12.15 [9] (0:12.15)
Average Speed [km/h]	49.1	64.1	60.6	59.4	60.5	62.6	59.4
Top Speed [km/h]	65.9	65.7	63.1	61.4	62.4	63.3	62.0
Avg. Dist. to Rail [m]	3.0	1.7	1.8	0.7	0.3	1.7	4.1
Avg. Stride Freq. [Hz]	2.3	2.3	2.2	2.2	2.3	2.3	2.2
Avg. Stride Length [m]	5.8	7.7	7.5	7.4	7.4	7.7	7.4



- [] Ranking at each section and finish
- .-.- No data available at this section
- NA No data available



Horse/Jockey Name	Lucky Joker
Final Rank	12
Fastest Section Time (Section)	0:11.28 (1200m)
Top Speed [km/h] (Section)	65.0 (1200m)
Race State	Finished



Doomben QLD Professional
Race 5: C&H RECRUITMENT QTIS Three-Year-Old Maiden Plate - 1350m

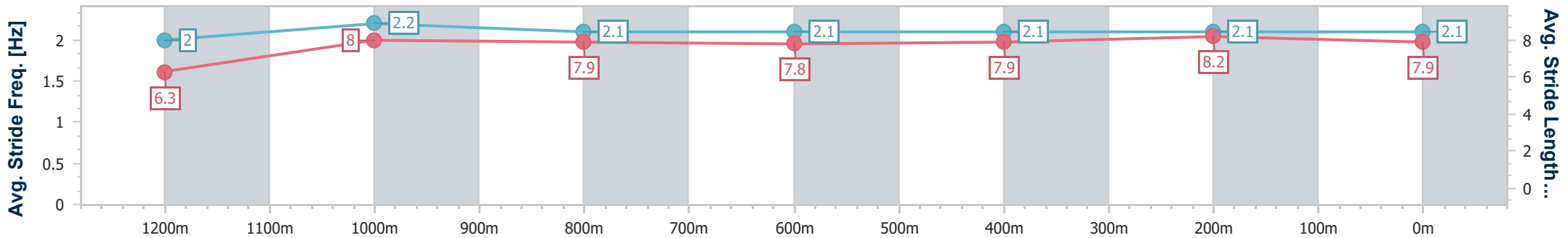
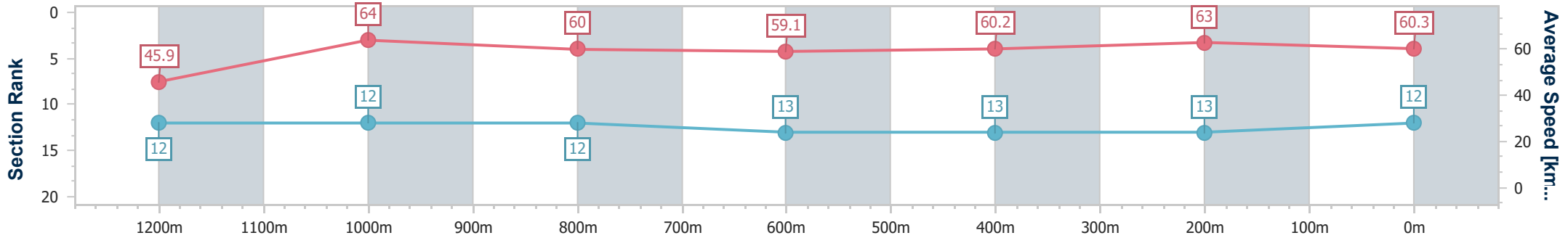


11 September 2024 - 14:54

Track Rating: Good 4, Weather: Overcast, Rail Position: +9.5m Entire

BRISBANE RACING CLUB

Section	Overall	1200m	1000m	800m	600m	400m	200m
Section Times	1:22.35 [12] (0:11.74)	1:10.61 [12] (0:11.28)	0:59.33 [12] (0:12.05)	0:47.28 [12] (0:12.13)	0:35.15 [13] (0:11.85)	0:23.30 [13] (0:11.36)	0:11.94 [13] (0:11.94)
Average Speed [km/h]	45.9	64.0	60.0	59.1	60.2	63.0	60.3
Top Speed [km/h]	63.4	65.0	62.7	60.4	62.2	63.5	63.4
Avg. Dist. to Rail [m]	3.0	1.2	1.1	1.0	1.8	2.0	1.4
Avg. Stride Freq. [Hz]	2.0	2.2	2.1	2.1	2.1	2.1	2.1
Avg. Stride Length [m]	6.3	8.0	7.9	7.8	7.9	8.2	7.9



- [] Ranking at each section and finish
- .-.- No data available at this section
- NA No data available



Horse/Jockey Name	Headline Legend
Final Rank	13
Fastest Section Time (Section)	0:11.23 (1200m)
Top Speed [km/h] (Section)	66.2 (1200m)
Race State	Finished



Doomben QLD Professional
Race 5: C&H RECRUITMENT QTIS Three-Year-Old Maiden Plate - 1350m

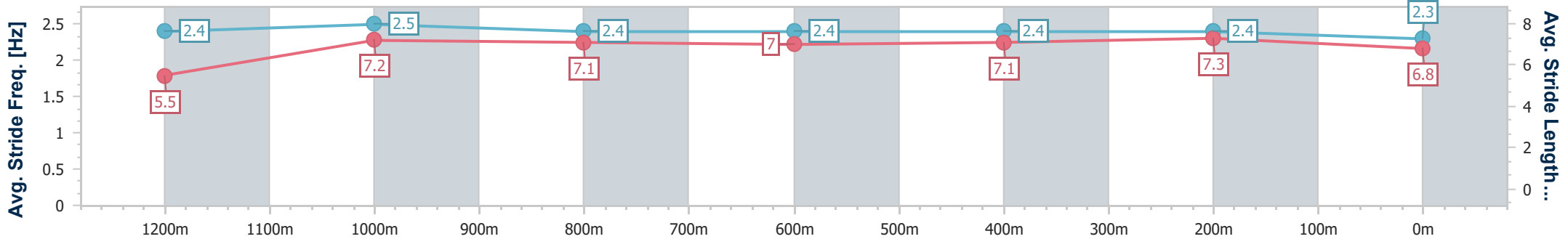
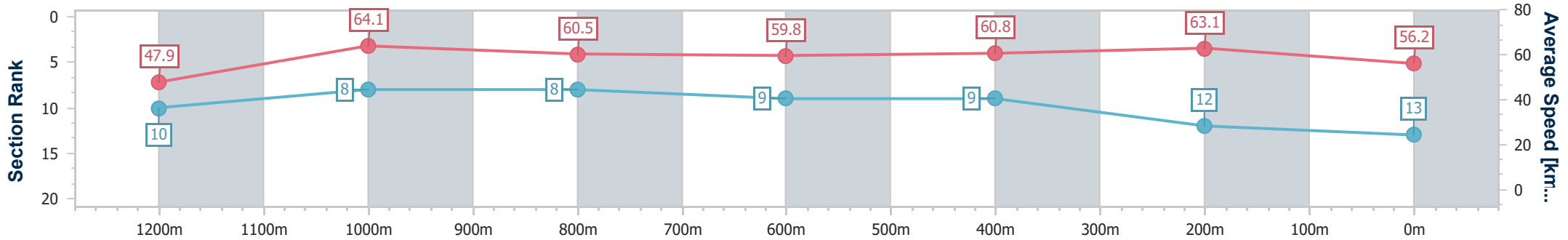


11 September 2024 - 14:54

Track Rating: Good 4, Weather: Overcast, Rail Position: +9.5m Entire

BRISBANE RACING CLUB

Section	Overall	1200m	1000m	800m	600m	400m	200m						
Section Times	1:22.82 [13] (0:11.32)	1:11.50 [10] (0:11.23)	1:00.27 [8] (0:11.94)	0:48.33 [8] (0:12.12)	0:36.21 [9] (0:11.94)	0:24.27 [9] (0:11.45)	0:12.82 [12] (0:12.82)						
Average Speed [km/h]	47.9	64.1	60.5	59.8	60.8	63.1	56.2						
Top Speed [km/h]	65.3	66.2	63.7	62.3	62.2	64.6	61.5						
Avg. Dist. to Rail [m]	4.8	0.9	1.3	1.3	1.8	3.0	1.9						
Avg. Stride Freq. [Hz]	2.4	2.5	2.4	2.4	2.4	2.4	2.3						
Avg. Stride Length [m]	5.5	7.2	7.1	7.0	7.1	7.3	6.8						



- [] Ranking at each section and finish
- .-.- No data available at this section
- NA No data available