



Aquis Park Gold Coast Poly QLD Professional

Race 3: VEOLIA RESOURCE RECOVERY Maiden Handicap - 2000m



14 September 2024 - 13:52

Track Rating: Synthetic, Weather: Fine, Rail Position: True

Section		Overall	1800m	1600m	1400m	1200m	1000m	800m	Last 600m				
Field Times		2:04.20 (0:13.57)	1:50.63 (0:11.45)	1:39.18 (0:12.37)	1:26.81 (0:12.99)	1:13.82 (0:12.51)	1:01.31 (0:12.58)	0:48.73 (0:12.45)	0:36.28				
Rank	TAB Horse/Jockey	Barrier	Top Speed [km/h]	Fastest Section									Distance Travelled [m]
1	8 NO DOUBLE DIPPING Brooke Ainsworth	1	65.7 1800m	0:11.44 1800m	2:04.20 [1] (0:14.09)	1:50.11 [6] (0:11.44)	1:38.67 [6] (0:12.48)	1:26.19 [7] (0:12.89)	1:13.30 [7] (0:13.04)	1:00.26 [6] (0:12.24)	0:48.02 [6] (0:12.32)	0:35.70	
2	3 SMELTER Michael Cahill	2	64.6 1800m	0:11.58 1800m	2:04.78 [2] (0:13.73)	1:51.05 [3] (0:11.58)	1:39.47 [4] (0:12.43)	1:27.04 [5] (0:12.81)	1:14.23 [4] (0:12.92)	1:01.31 [4] (0:12.34)	0:48.97 [4] (0:12.39)	0:36.58	+3
3	2 AUTUMN SONG Adin Thompson	4	65.3 1800m	0:11.45 1800m	2:05.00 [3] (0:13.57)	1:51.43 [1] (0:11.45)	1:39.98 [1] (0:12.37)	1:27.61 [1] (0:13.07)	1:14.54 [2] (0:12.61)	1:01.93 [2] (0:12.55)	0:49.38 [2] (0:12.56)	0:36.82	+10
4	5 HONOUR BRIGHT Micheal Hellyer	8	65.6 1800m	0:11.33 1800m	2:05.35 [4] (0:13.89)	1:51.46 [4] (0:11.33)	1:40.13 [3] (0:12.29)	1:27.84 [3] (0:13.01)	1:14.83 [3] (0:12.37)	1:02.46 [1] (0:12.58)	0:49.88 [1] (0:12.45)	0:37.43	+7
5	6 LADY PARVATI Nozi Tomizawa	7	66.0 1800m	0:11.36 1800m	2:05.40 [5] (0:14.44)	1:50.96 [8] (0:11.36)	1:39.60 [8] (0:12.52)	1:27.08 [8] (0:12.92)	1:14.16 [8] (0:13.08)	1:01.08 [8] (0:11.88)	0:49.20 [7] (0:12.19)	0:37.01	+9
6	1 NOT A SINGLE DRINK Jai Williams	5	65.5 1800m	0:11.40 1800m	2:05.46 [6] (0:13.99)	1:51.47 [5] (0:11.40)	1:40.07 [5] (0:12.33)	1:27.74 [4] (0:12.94)	1:14.80 [5] (0:12.86)	1:01.94 [5] (0:12.38)	0:49.56 [5] (0:12.60)	0:36.96	+11
7	7 MIDNIGHT SEAS Dylan Bennett	6	65.4 1800m	0:11.34 1800m	2:05.60 [7] (0:14.38)	1:51.22 [7] (0:11.34)	1:39.88 [7] (0:12.28)	1:27.60 [6] (0:12.88)	1:14.72 [6] (0:13.16)	1:01.56 [7] (0:12.39)	0:49.17 [8] (0:12.39)	0:36.78	+4
8	4 JOHN'S ROAD Jade Hampson	3	64.6 1800m	0:11.46 1800m	2:06.12 [8] (0:13.69)	1:52.43 [2] (0:11.46)	1:40.97 [2] (0:12.27)	1:28.70 [2] (0:12.96)	1:15.74 [1] (0:12.72)	1:03.02 [3] (0:12.60)	0:50.42 [3] (0:12.52)	0:37.90	+0

[] Ranking at each section and finish
 -:-:- No data available at this section
 NA No data available

SCN Saddle cloth number
 DNF Did not finish
 DNT Did not track



Aquis Park Gold Coast Poly QLD Professional

Race 3: VEOLIA RESOURCE RECOVERY Maiden Handicap - 2000m

14 September 2024 - 13:52



Track Rating: Synthetic, Weather: Fine, Rail Position: True

Section				600m	400m	200m			Last 600m		
Field Times				0:36.28 (0:12.21)	0:24.07 (0:12.13)	0:11.94 (0:11.94)			0:36.28		
Rank	TAB	Horse/Jockey	Barrier	Top Speed [km/h]	Fastest Section	Margin			Distance Travelled [m]		
1	8	NO DOUBLE DIPPING Brooke Ainsworth	1	65.7 1800m	0:11.44 1800m	0:35.70 [7] (0:12.01)	0:23.69 [5] (0:11.75)	0:11.94 [1] (0:11.94)	2:04.20	0:35.70	
2	3	SMELTER Michael Cahill	2	64.6 1800m	0:11.58 1800m	0:36.58 [3] (0:12.04)	0:24.54 [2] (0:12.12)	0:12.42 [2] (0:12.42)	3.3L	0:36.58	+3
3	2	AUTUMN SONG Adin Thompson	4	65.3 1800m	0:11.45 1800m	0:36.82 [2] (0:12.10)	0:24.72 [3] (0:12.15)	0:12.57 [3] (0:12.57)	4.6L	0:36.82	+10
4	5	HONOUR BRIGHT Micheal Hellyer	8	65.6 1800m	0:11.33 1800m	0:37.43 [1] (0:12.21)	0:25.22 [1] (0:12.49)	0:12.73 [4] (0:12.73)	6.6L	0:37.43	+7
5	6	LADY PARVATI Nozi Tomizawa	7	66.0 1800m	0:11.36 1800m	0:37.01 [5] (0:12.09)	0:24.92 [4] (0:12.38)	0:12.54 [5] (0:12.54)	6.8L	0:37.01	+9
6	1	NOT A SINGLE DRINK Jai Williams	5	65.5 1800m	0:11.40 1800m	0:36.96 [6] (0:12.36)	0:24.60 [8] (0:12.34)	0:12.26 [8] (0:12.26)	7.1L	0:36.96	+11
7	7	MIDNIGHT SEAS Dylan Bennett	6	65.4 1800m	0:11.34 1800m	0:36.78 [8] (0:12.00)	0:24.78 [7] (0:12.30)	0:12.48 [7] (0:12.48)	7.9L	0:36.78	+4
8	4	JOHN'S ROAD Jade Hampson	3	64.6 1800m	0:11.46 1800m	0:37.90 [4] (0:12.30)	0:25.60 [6] (0:12.58)	0:13.02 [6] (0:13.02)	10.9L	0:37.90	+0

[] Ranking at each section and finish
 -:-:- No data available at this section
 NA No data available

SCN Saddle cloth number
 DNF Did not finish
 DNT Did not track



Horse/Jockey Name	No Double Dipping
Final Rank	1
Fastest Section Time (Section)	0:11.44 (1800m)
Top Speed [km/h] (Section)	65.7 (1800m)
Race State	Finished



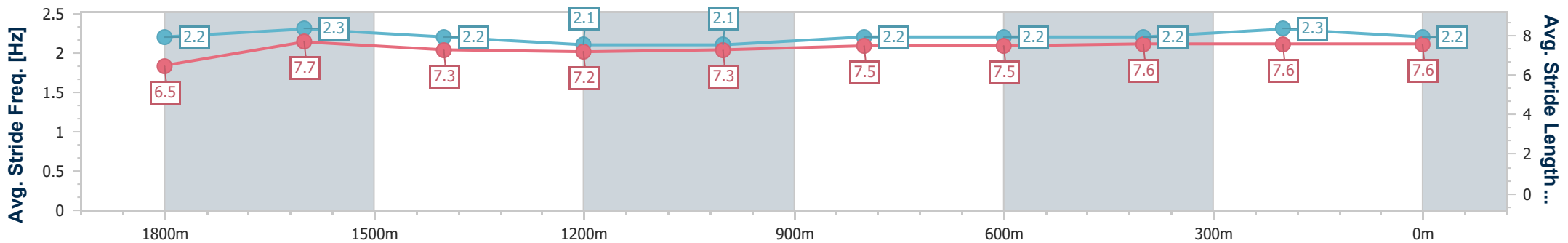
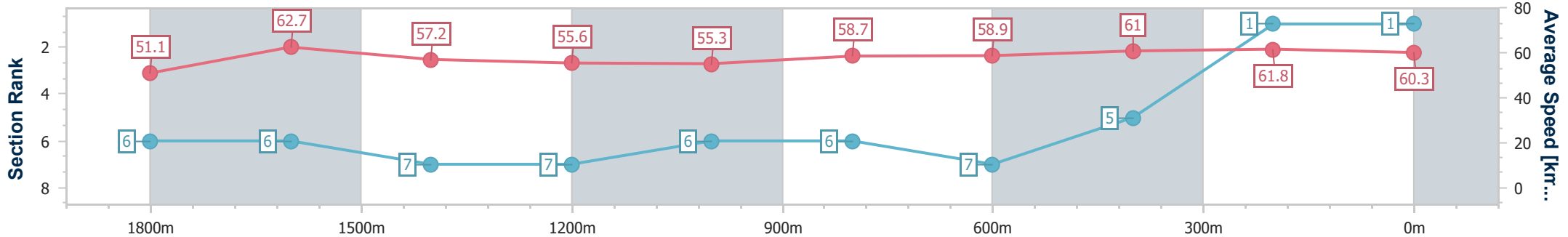
Aquis Park Gold Coast Poly QLD Professional
Race 3: VEOLIA RESOURCE RECOVERY Maiden Handicap - 2000m



14 September 2024 - 13:52

Track Rating: Synthetic, Weather: Fine, Rail Position: True

Section	Overall	1800m	1600m	1400m	1200m	1000m	800m	600m	400m	200m
Section Times	2:04.20 [1] (0:14.09)	1:50.11 [6] (0:11.44)	1:38.67 [6] (0:12.48)	1:26.19 [7] (0:12.89)	1:13.30 [7] (0:13.04)	1:00.26 [6] (0:12.24)	0:48.02 [6] (0:12.32)	0:35.70 [7] (0:12.01)	0:23.69 [5] (0:11.75)	0:11.94 [1] (0:11.94)
Average Speed [km/h]	51.1	62.7	57.2	55.6	55.3	58.7	58.9	61.0	61.8	60.3
Top Speed [km/h]	61.9	65.7	63.0	57.5	56.8	59.9	59.7	61.5	62.5	63.0
Avg. Dist. to Rail [m]	0.9	0.4	1.1	1.3	0.2	0.3	1.6	2.7	4.4	5.5
Avg. Stride Freq. [Hz]	2.2	2.3	2.2	2.1	2.1	2.2	2.2	2.2	2.3	2.2
Avg. Stride Length [m]	6.5	7.7	7.3	7.2	7.3	7.5	7.5	7.6	7.6	7.6



- [] Ranking at each section and finish
- .-.- No data available at this section
- NA No data available



Horse/Jockey Name	Smelter
Final Rank	2
Fastest Section Time (Section)	0:11.58 (1800m)
Top Speed [km/h] (Section)	64.6 (1800m)
Race State	Finished



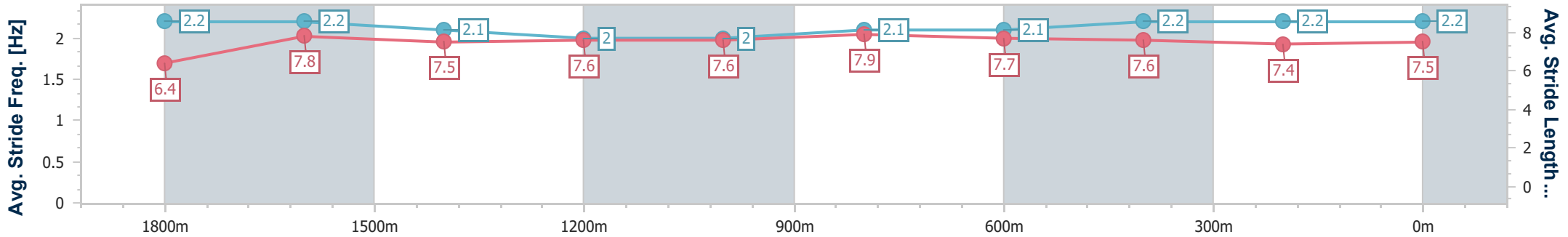
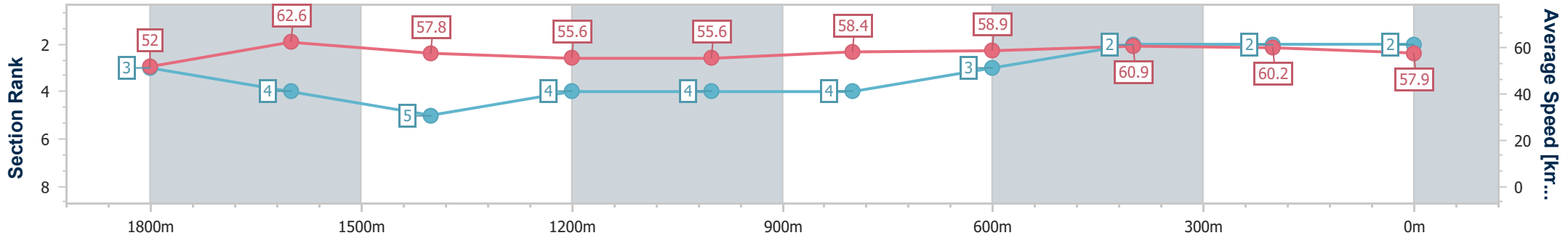
Aquis Park Gold Coast Poly QLD Professional
Race 3: VEOLIA RESOURCE RECOVERY Maiden Handicap - 2000m



14 September 2024 - 13:52

Track Rating: Synthetic, Weather: Fine, Rail Position: True

Section	Overall	1800m	1600m	1400m	1200m	1000m	800m	600m	400m	200m
Section Times	2:04.78 [2] (0:13.73)	1:51.05 [3] (0:11.58)	1:39.47 [4] (0:12.43)	1:27.04 [5] (0:12.81)	1:14.23 [4] (0:12.92)	1:01.31 [4] (0:12.34)	0:48.97 [4] (0:12.39)	0:36.58 [3] (0:12.04)	0:24.54 [2] (0:12.12)	0:12.42 [2] (0:12.42)
Average Speed [km/h]	52.0	62.6	57.8	55.6	55.6	58.4	58.9	60.9	60.2	57.9
Top Speed [km/h]	60.9	64.6	62.8	58.2	57.2	59.1	59.4	61.6	61.5	60.8
Avg. Dist. to Rail [m]	3.2	1.7	0.8	1.6	0.5	0.3	2.1	3.5	4.8	4.3
Avg. Stride Freq. [Hz]	2.2	2.2	2.1	2.0	2.0	2.1	2.1	2.2	2.2	2.2
Avg. Stride Length [m]	6.4	7.8	7.5	7.6	7.6	7.9	7.7	7.6	7.4	7.5



- [] Ranking at each section and finish
- .-.- No data available at this section
- NA No data available



Horse/Jockey Name	Autumn Song
Final Rank	3
Fastest Section Time (Section)	0:11.45 (1800m)
Top Speed [km/h] (Section)	65.3 (1800m)
Race State	Finished



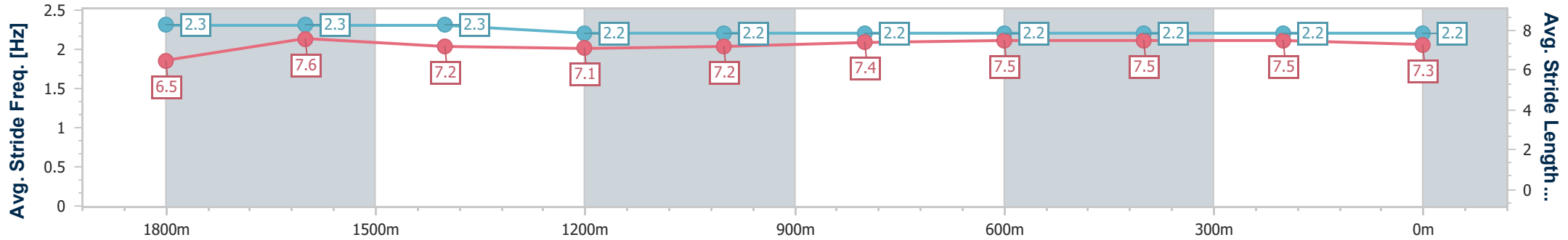
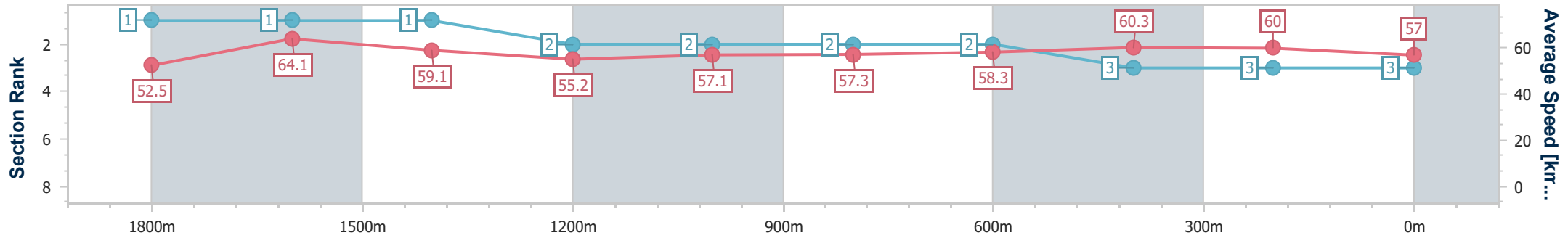
Aquis Park Gold Coast Poly QLD Professional
Race 3: VEOLIA RESOURCE RECOVERY Maiden Handicap - 2000m



14 September 2024 - 13:52

Track Rating: Synthetic, Weather: Fine, Rail Position: True

Section	Overall	1800m	1600m	1400m	1200m	1000m	800m	600m	400m	200m
Section Times	2:05.00 [3] (0:13.57)	1:51.43 [1] (0:11.45)	1:39.98 [1] (0:12.37)	1:27.61 [1] (0:13.07)	1:14.54 [2] (0:12.61)	1:01.93 [2] (0:12.55)	0:49.38 [2] (0:12.56)	0:36.82 [2] (0:12.10)	0:24.72 [3] (0:12.15)	0:12.57 [3] (0:12.57)
Average Speed [km/h]	52.5	64.1	59.1	55.2	57.1	57.3	58.3	60.3	60.0	57.0
Top Speed [km/h]	60.8	65.3	64.3	59.1	58.5	59.2	58.8	61.0	60.9	60.4
Avg. Dist. to Rail [m]	3.6	3.1	2.6	0.3	0.8	1.0	2.1	2.6	3.2	3.3
Avg. Stride Freq. [Hz]	2.3	2.3	2.3	2.2	2.2	2.2	2.2	2.2	2.2	2.2
Avg. Stride Length [m]	6.5	7.6	7.2	7.1	7.2	7.4	7.5	7.5	7.5	7.3



- [] Ranking at each section and finish
- .-.-.- No data available at this section
- NA No data available



Horse/Jockey Name	Honour Bright
Final Rank	4
Fastest Section Time (Section)	0:11.33 (1800m)
Top Speed [km/h] (Section)	65.6 (1800m)
Race State	Finished



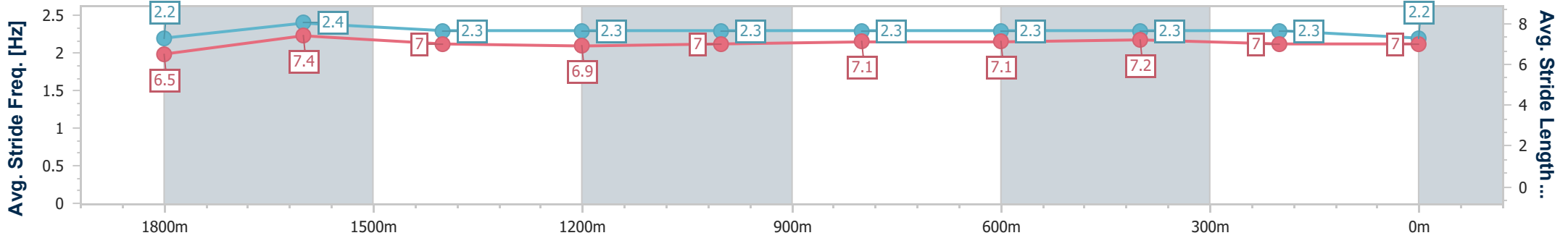
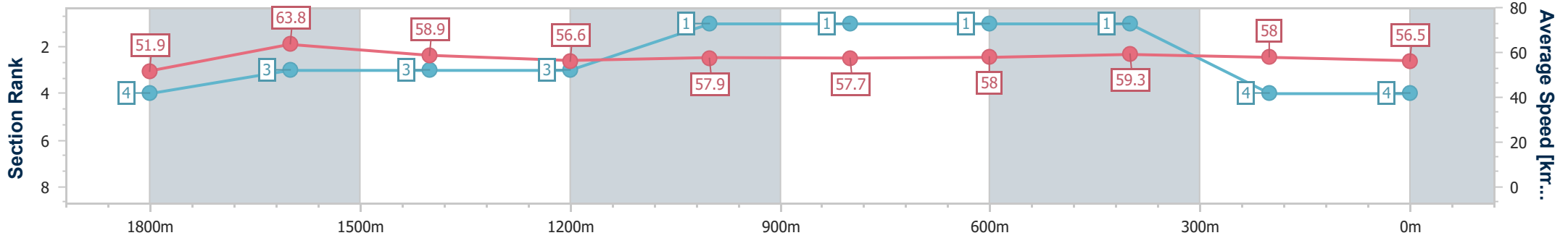
Aquis Park Gold Coast Poly QLD Professional
Race 3: VEOLIA RESOURCE RECOVERY Maiden Handicap - 2000m



14 September 2024 - 13:52

Track Rating: Synthetic, Weather: Fine, Rail Position: True

Section	Overall	1800m	1600m	1400m	1200m	1000m	800m	600m	400m	200m
Section Times	2:05.35 [4] (0:13.89)	1:51.46 [4] (0:11.33)	1:40.13 [3] (0:12.29)	1:27.84 [3] (0:13.01)	1:14.83 [3] (0:12.37)	1:02.46 [1] (0:12.58)	0:49.88 [1] (0:12.45)	0:37.43 [1] (0:12.21)	0:25.22 [1] (0:12.49)	0:12.73 [4] (0:12.73)
Average Speed [km/h]	51.9	63.8	58.9	56.6	57.9	57.7	58.0	59.3	58.0	56.5
Top Speed [km/h]	60.9	65.6	64.5	59.4	59.3	59.3	58.9	60.3	59.9	58.6
Avg. Dist. to Rail [m]	4.3	2.1	2.4	1.9	1.7	0.7	0.8	1.3	2.3	3.5
Avg. Stride Freq. [Hz]	2.2	2.4	2.3	2.3	2.3	2.3	2.3	2.3	2.3	2.2
Avg. Stride Length [m]	6.5	7.4	7.0	6.9	7.0	7.1	7.1	7.2	7.0	7.0



- [] Ranking at each section and finish
- .-.- No data available at this section
- NA No data available



Horse/Jockey Name	Lady Parvati
Final Rank	5
Fastest Section Time (Section)	0:11.36 (1800m)
Top Speed [km/h] (Section)	66.0 (1800m)
Race State	Finished



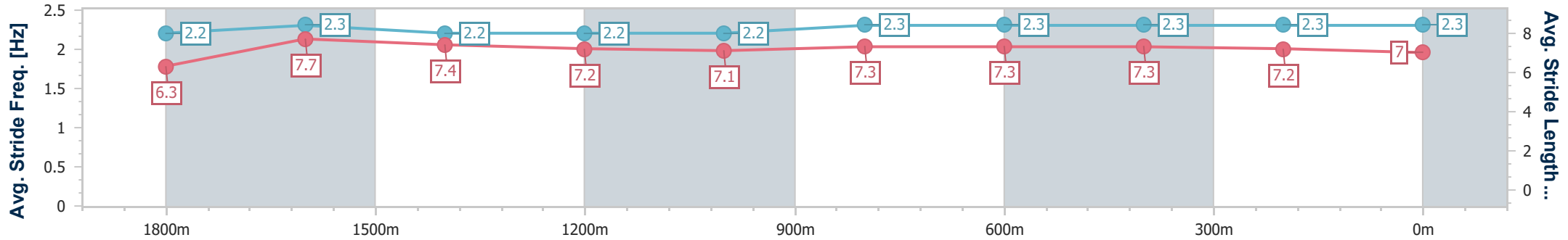
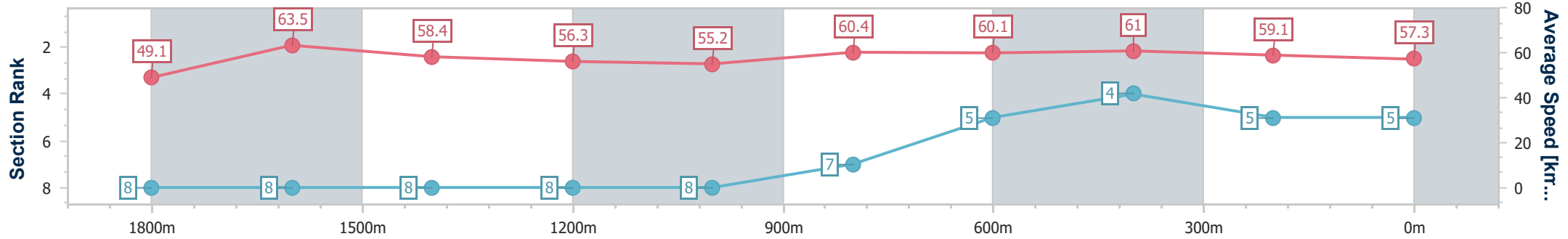
Aquis Park Gold Coast Poly QLD Professional
Race 3: VEOLIA RESOURCE RECOVERY Maiden Handicap - 2000m



14 September 2024 - 13:52

Track Rating: Synthetic, Weather: Fine, Rail Position: True

Section	Overall	1800m	1600m	1400m	1200m	1000m	800m	600m	400m	200m
Section Times	2:05.40 [5] (0:14.44)	1:50.96 [8] (0:11.36)	1:39.60 [8] (0:12.52)	1:27.08 [8] (0:12.92)	1:14.16 [8] (0:13.08)	1:01.08 [8] (0:11.88)	0:49.20 [7] (0:12.19)	0:37.01 [5] (0:12.09)	0:24.92 [4] (0:12.38)	0:12.54 [5] (0:12.54)
Average Speed [km/h]	49.1	63.5	58.4	56.3	55.2	60.4	60.1	61.0	59.1	57.3
Top Speed [km/h]	59.5	66.0	64.6	58.4	57.0	62.2	61.3	61.9	61.6	59.4
Avg. Dist. to Rail [m]	6.0	3.2	2.1	1.0	1.5	2.0	2.9	4.3	6.1	5.7
Avg. Stride Freq. [Hz]	2.2	2.3	2.2	2.2	2.2	2.3	2.3	2.3	2.3	2.3
Avg. Stride Length [m]	6.3	7.7	7.4	7.2	7.1	7.3	7.3	7.3	7.2	7.0



- [] Ranking at each section and finish
- .-.- No data available at this section
- NA No data available



Horse/Jockey Name	Not A Single Drink
Final Rank	6
Fastest Section Time (Section)	0:11.40 (1800m)
Top Speed [km/h] (Section)	65.5 (1800m)
Race State	Finished



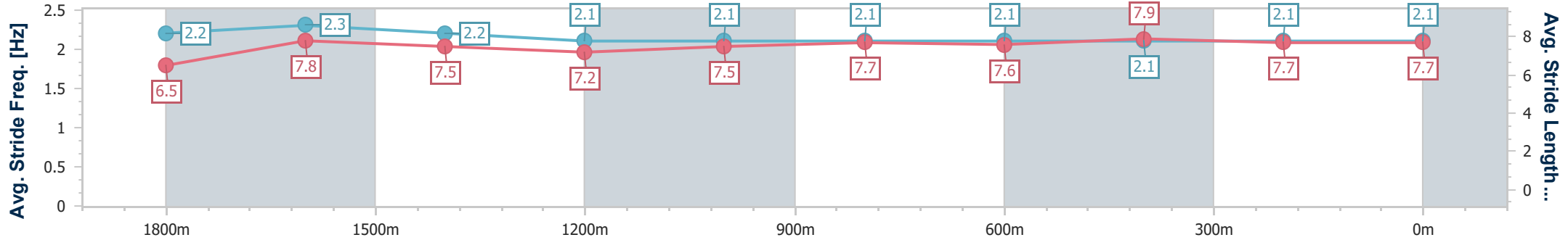
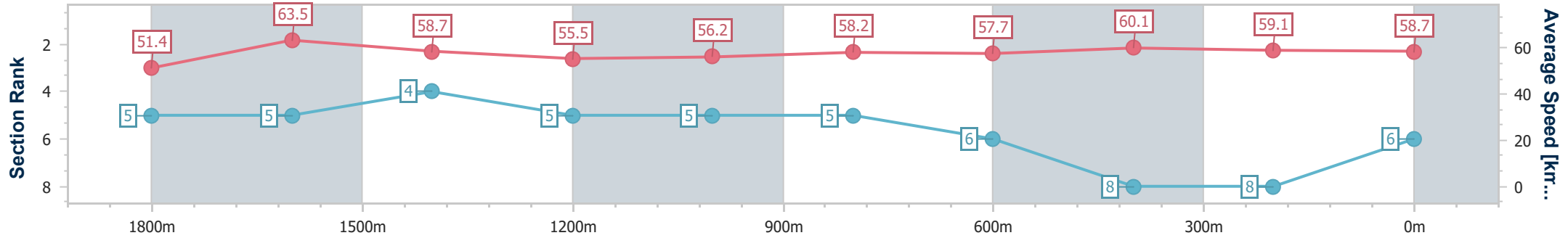
Aquis Park Gold Coast Poly QLD Professional
Race 3: VEOLIA RESOURCE RECOVERY Maiden Handicap - 2000m



14 September 2024 - 13:52

Track Rating: Synthetic, Weather: Fine, Rail Position: True

Section	Overall	1800m	1600m	1400m	1200m	1000m	800m	600m	400m	200m
Section Times	2:05.46 [6] (0:13.99)	1:51.47 [5] (0:11.40)	1:40.07 [5] (0:12.33)	1:27.74 [4] (0:12.94)	1:14.80 [5] (0:12.86)	1:01.94 [5] (0:12.38)	0:49.56 [5] (0:12.60)	0:36.96 [6] (0:12.36)	0:24.60 [8] (0:12.34)	0:12.26 [8] (0:12.26)
Average Speed [km/h]	51.4	63.5	58.7	55.5	56.2	58.2	57.7	60.1	59.1	58.7
Top Speed [km/h]	60.4	65.5	63.9	58.9	57.7	59.5	58.8	60.4	60.4	60.2
Avg. Dist. to Rail [m]	3.1	1.5	1.2	0.2	0.8	1.1	2.4	4.5	6.1	5.1
Avg. Stride Freq. [Hz]	2.2	2.3	2.2	2.1	2.1	2.1	2.1	2.1	2.1	2.1
Avg. Stride Length [m]	6.5	7.8	7.5	7.2	7.5	7.7	7.6	7.9	7.7	7.7



- [] Ranking at each section and finish
- .-.- No data available at this section
- NA No data available



Horse/Jockey Name	Midnight Seas
Final Rank	7
Fastest Section Time (Section)	0:11.34 (1800m)
Top Speed [km/h] (Section)	65.4 (1800m)
Race State	Finished



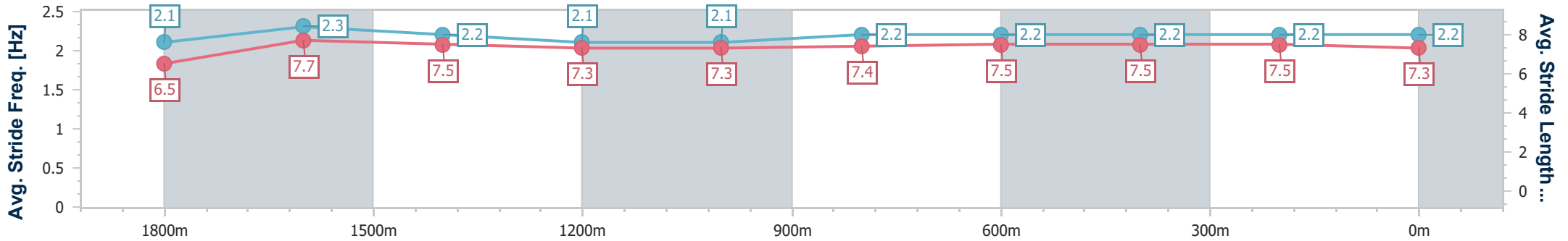
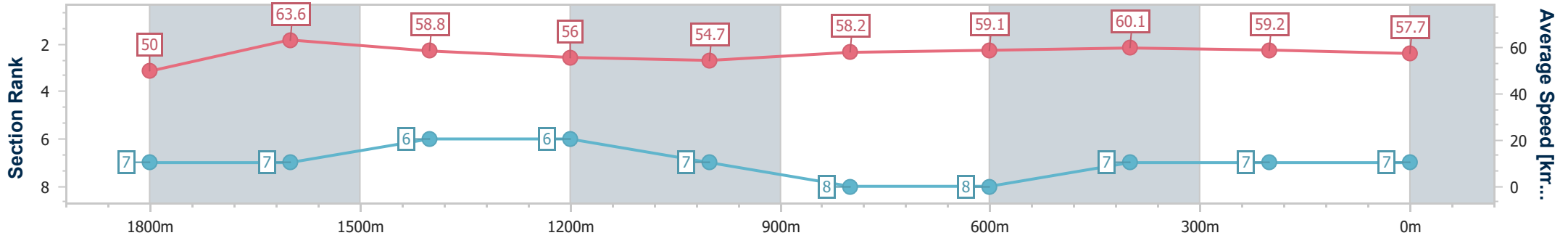
Aquis Park Gold Coast Poly QLD Professional
 Race 3: VEOLIA RESOURCE RECOVERY Maiden Handicap - 2000m



14 September 2024 - 13:52

Track Rating: Synthetic, Weather: Fine, Rail Position: True

Section	Overall	1800m	1600m	1400m	1200m	1000m	800m	600m	400m	200m
Section Times	2:05.60 [7] (0:14.38)	1:51.22 [7] (0:11.34)	1:39.88 [7] (0:12.28)	1:27.60 [6] (0:12.88)	1:14.72 [6] (0:13.16)	1:01.56 [7] (0:12.39)	0:49.17 [8] (0:12.39)	0:36.78 [8] (0:12.00)	0:24.78 [7] (0:12.30)	0:12.48 [7] (0:12.48)
Average Speed [km/h]	50.0	63.6	58.8	56.0	54.7	58.2	59.1	60.1	59.2	57.7
Top Speed [km/h]	59.2	65.4	64.3	59.1	56.4	59.2	59.7	61.3	61.1	59.5
Avg. Dist. to Rail [m]	4.7	1.7	0.5	0.3	1.5	1.4	2.0	1.2	2.3	1.8
Avg. Stride Freq. [Hz]	2.1	2.3	2.2	2.1	2.1	2.2	2.2	2.2	2.2	2.2
Avg. Stride Length [m]	6.5	7.7	7.5	7.3	7.3	7.4	7.5	7.5	7.5	7.3



- [] Ranking at each section and finish
- .-.- No data available at this section
- NA No data available



Horse/Jockey Name	John's Road
Final Rank	8
Fastest Section Time (Section)	0:11.46 (1800m)
Top Speed [km/h] (Section)	64.6 (1800m)
Race State	Finished



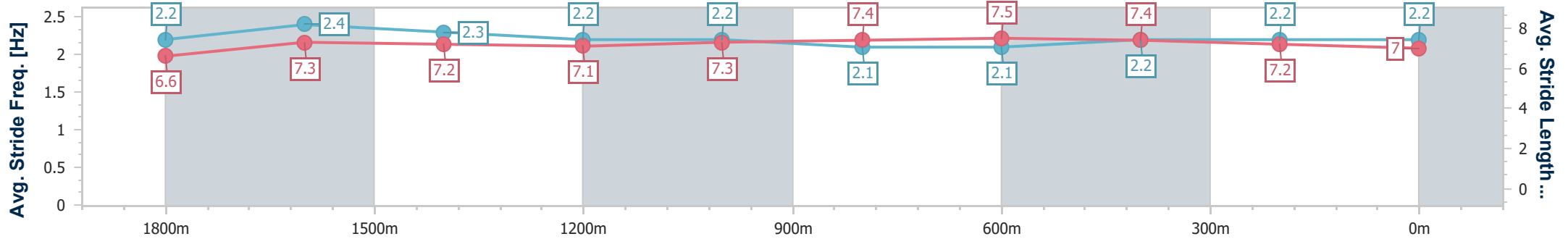
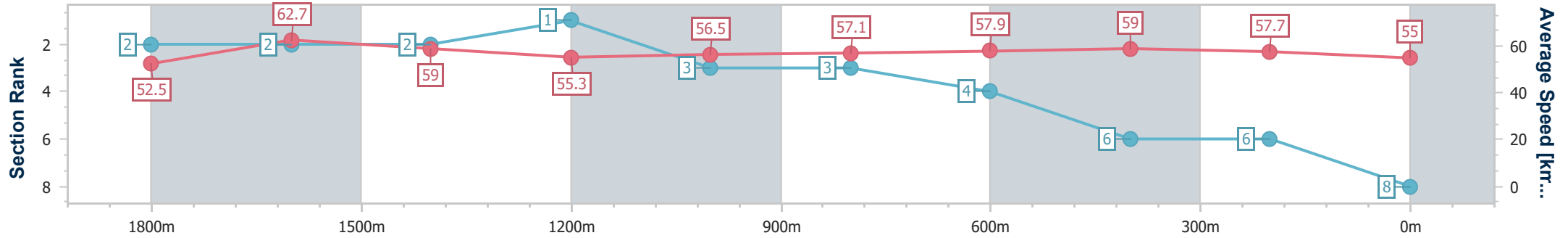
Aquis Park Gold Coast Poly QLD Professional
Race 3: VEOLIA RESOURCE RECOVERY Maiden Handicap - 2000m



14 September 2024 - 13:52

Track Rating: Synthetic, Weather: Fine, Rail Position: True

Section	Overall	1800m	1600m	1400m	1200m	1000m	800m	600m	400m	200m
Section Times	2:06.12 [8] (0:13.69)	1:52.43 [2] (0:11.46)	1:40.97 [2] (0:12.27)	1:28.70 [2] (0:12.96)	1:15.74 [1] (0:12.72)	1:03.02 [3] (0:12.60)	0:50.42 [3] (0:12.52)	0:37.90 [4] (0:12.30)	0:25.60 [6] (0:12.58)	0:13.02 [6] (0:13.02)
Average Speed [km/h]	52.5	62.7	59.0	55.3	56.5	57.1	57.9	59.0	57.7	55.0
Top Speed [km/h]	60.7	64.6	63.6	59.1	58.0	58.5	58.4	59.8	59.6	57.9
Avg. Dist. to Rail [m]	2.5	1.3	0.3	0.4	0.1	0.2	0.9	1.7	1.4	1.6
Avg. Stride Freq. [Hz]	2.2	2.4	2.3	2.2	2.2	2.1	2.1	2.2	2.2	2.2
Avg. Stride Length [m]	6.6	7.3	7.2	7.1	7.3	7.4	7.5	7.4	7.2	7.0



- [] Ranking at each section and finish
- .-.- No data available at this section
- NA No data available