



# Aquis Park Gold Coast Poly QLD Professional

## Race 4: VEOLIA WATER SERVICES Maiden Handicap - 1050m

14 September 2024 - 14:33



Track Rating: Synthetic, Weather: Fine, Rail Position: True

Section		Overall	1000m	800m	600m	400m	200m	Last 600m					
Field Times		1:00.68 (0:04.93)	0:55.75 (0:11.08)	0:44.67 (0:10.72)	0:33.95 (0:10.93)	0:23.02 (0:11.30)	0:11.72 (0:11.72)	0:33.95					
Rank	TAB Horse/Jockey	Barrier	Top Speed [km/h]	Fastest Section									
					Margin			Distance Travelled [m]					
1	4 EXPOSITION Jade Hampson	7	68.3 800m	0:05.15 Overall	1:00.68 [1] (0:05.15)	0:55.53 [8] (0:11.17)	0:44.36 [6] (0:10.87)	0:33.49 [8] (0:10.98)	0:22.51 [6] (0:11.10)	0:11.41 [3] (0:11.41)	1:00.68	0:33.49	
2	1 THROWIN SHADE Dan McGillivray	3	68.6 800m	0:05.08 Overall	1:00.71 [2] (0:05.08)	0:55.63 [5] (0:11.00)	0:44.63 [2] (0:10.65)	0:33.98 [1] (0:10.93)	0:23.05 [1] (0:11.30)	0:11.75 [1] (0:11.75)	0.2L	0:33.98	-10
3	7 ZELEZNY Michael Cahill	8	69.2 800m	0:04.95 Overall	1:01.07 [3] (0:04.95)	0:56.12 [2] (0:11.18)	0:44.94 [4] (0:10.89)	0:34.05 [3] (0:11.02)	0:23.03 [4] (0:11.27)	0:11.76 [5] (0:11.76)	2.2L	0:34.05	+2
4	11 FRAMED IT Madeleine Wishart	5	68.4 600m	0:05.04 Overall	1:01.25 [4] (0:05.04)	0:56.21 [4] (0:10.97)	0:45.24 [1] (0:10.81)	0:34.43 [2] (0:10.99)	0:23.44 [2] (0:11.29)	0:12.15 [2] (0:12.15)	3.2L	0:34.43	-6
5	5 PEARL IN HAY Adin Thompson	6	69.6 600m	0:04.93 Overall	1:01.29 [5] (0:04.93)	0:56.36 [1] (0:11.19)	0:45.17 [3] (0:10.92)	0:34.25 [4] (0:10.96)	0:23.29 [3] (0:11.27)	0:12.02 [4] (0:12.02)	3.4L	0:34.25	-3
6	2 BOOMING FAST Micheal Hellyer	4	67.4 600m	0:05.10 Overall	1:01.58 [6] (0:05.10)	0:56.48 [6] (0:11.24)	0:45.24 [7] (0:10.81)	0:34.43 [7] (0:11.05)	0:23.38 [7] (0:11.45)	0:11.93 [7] (0:11.93)	4.9L	0:34.43	-6
7	8 ZOUCIA Jai Williams	1	68.6 600m	0:05.13 Overall	1:01.77 [7] (0:05.13)	0:56.64 [7] (0:11.24)	0:45.40 [8] (0:10.74)	0:34.66 [5] (0:10.94)	0:23.72 [5] (0:11.56)	0:12.16 [6] (0:12.16)	5.9L	0:34.66	-13
8	3 PADAM PADAM Danny Peisley	10	68.5 800m	0:04.99 Overall	1:02.67 [8] (0:04.99)	0:57.68 [3] (0:11.18)	0:46.50 [5] (0:10.96)	0:35.54 [6] (0:11.34)	0:24.20 [8] (0:11.68)	0:12.52 [8] (0:12.52)	11.2L	0:35.54	+7

Scratched: Sidled (#9), Behind The Scenes (#10), Becallmah (#6)

[ ] Ranking at each section and finish  
 -:-:- No data available at this section  
 NA No data available

SCN Saddle cloth number  
 DNF Did not finish  
 DNT Did not track



Horse/Jockey Name	Exposition
Final Rank	1
Fastest Section Time (Section)	0:05.15 (Overall)
Top Speed [km/h] (Section)	68.3 (800m)
Race State	Finished



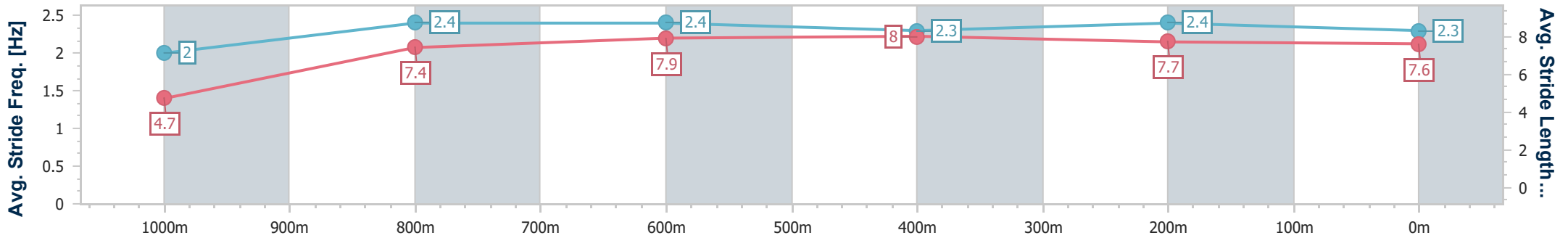
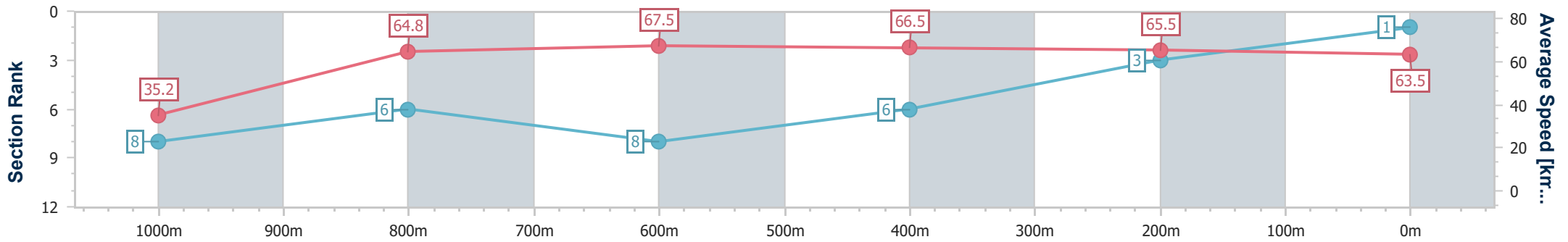
Aquis Park Gold Coast Poly QLD Professional  
Race 4: VEOLIA WATER SERVICES Maiden Handicap - 1050m



14 September 2024 - 14:33

Track Rating: Synthetic, Weather: Fine, Rail Position: True

Section	Overall	1000m	800m	600m	400m	200m
Section Times	1:00.68 [1] (0:05.15)	0:55.53 [8] (0:11.17)	0:44.36 [6] (0:10.87)	0:33.49 [8] (0:10.98)	0:22.51 [6] (0:11.10)	0:11.41 [3] (0:11.41)
Average Speed [km/h]	35.2	64.8	67.5	66.5	65.5	63.5
Top Speed [km/h]	55.7	68.0	68.3	67.9	68.0	68.0
Avg. Dist. to Rail [m]	5.4	2.4	3.2	3.5	6.0	6.3
Avg. Stride Freq. [Hz]	2.0	2.4	2.4	2.3	2.4	2.3
Avg. Stride Length [m]	4.7	7.4	7.9	8.0	7.7	7.6



- [ ] Ranking at each section and finish
- .-.- No data available at this section
- NA No data available



Horse/Jockey Name	Throwin Shade
Final Rank	2
Fastest Section Time (Section)	0:05.08 (Overall)
Top Speed [km/h] (Section)	68.6 (800m)
Race State	Finished



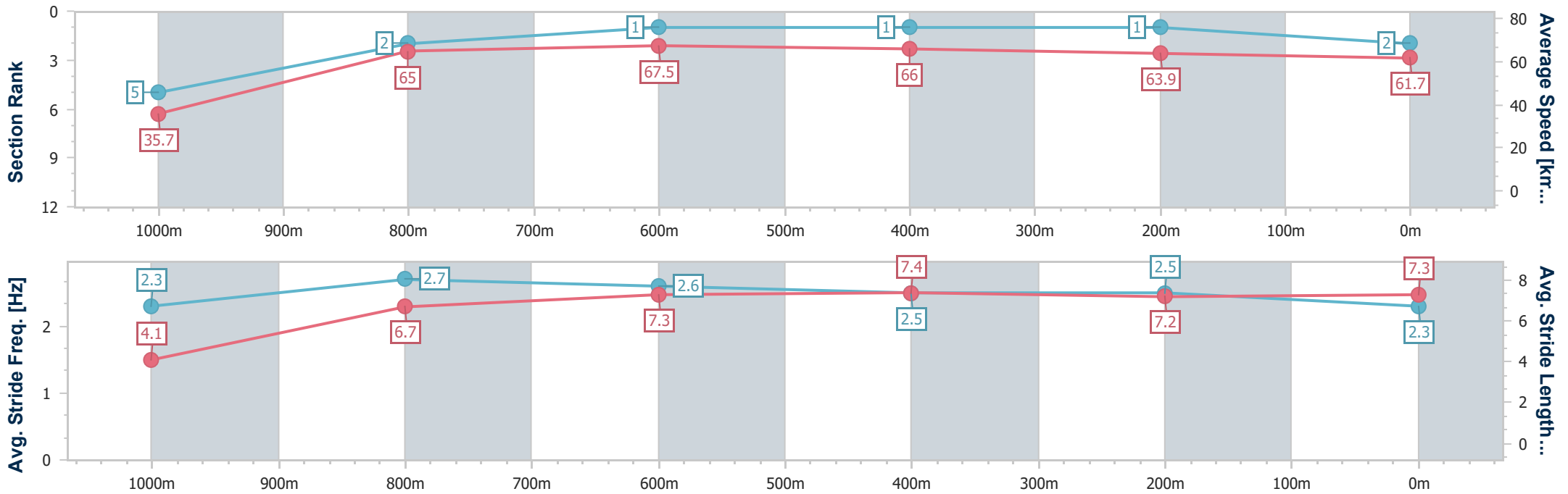
Aquis Park Gold Coast Poly QLD Professional  
 Race 4: VEOLIA WATER SERVICES Maiden Handicap - 1050m



14 September 2024 - 14:33

Track Rating: Synthetic, Weather: Fine, Rail Position: True

Section	Overall	1000m	800m	600m	400m	200m
Section Times	1:00.71 [2] (0:05.08)	0:55.63 [5] (0:11.00)	0:44.63 [2] (0:10.65)	0:33.98 [1] (0:10.93)	0:23.05 [1] (0:11.30)	0:11.75 [1] (0:11.75)
Average Speed [km/h]	35.7	65.0	67.5	66.0	63.9	61.7
Top Speed [km/h]	57.3	67.5	68.6	67.9	65.0	64.0
Avg. Dist. to Rail [m]	1.5	1.0	0.8	0.6	2.5	3.8
Avg. Stride Freq. [Hz]	2.3	2.7	2.6	2.5	2.5	2.3
Avg. Stride Length [m]	4.1	6.7	7.3	7.4	7.2	7.3



- [ ] Ranking at each section and finish
- .-.- No data available at this section
- NA No data available



Horse/Jockey Name	Zelezny
Final Rank	3
Fastest Section Time (Section)	0:04.95 (Overall)
Top Speed [km/h] (Section)	69.2 (800m)
Race State	Finished



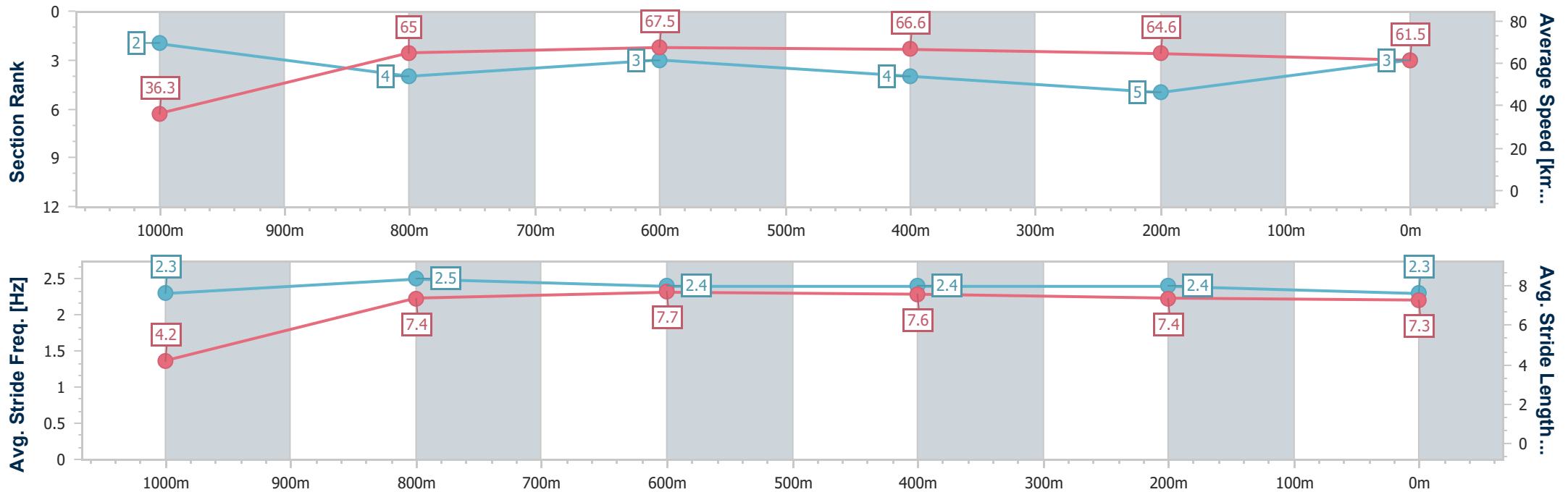
Aquis Park Gold Coast Poly QLD Professional  
Race 4: VEOLIA WATER SERVICES Maiden Handicap - 1050m



14 September 2024 - 14:33

Track Rating: Synthetic, Weather: Fine, Rail Position: True

Section	Overall	1000m	800m	600m	400m	200m
Section Times	1:01.07 [3] (0:04.95)	0:56.12 [2] (0:11.18)	0:44.94 [4] (0:10.89)	0:34.05 [3] (0:11.02)	0:23.03 [4] (0:11.27)	0:11.76 [5] (0:11.76)
Average Speed [km/h]	36.3	65.0	67.5	66.6	64.6	61.5
Top Speed [km/h]	55.8	67.7	69.2	69.0	65.5	63.6
Avg. Dist. to Rail [m]	5.6	3.3	3.6	4.5	4.4	6.1
Avg. Stride Freq. [Hz]	2.3	2.5	2.4	2.4	2.4	2.3
Avg. Stride Length [m]	4.2	7.4	7.7	7.6	7.4	7.3



- [ ] Ranking at each section and finish
- .-.- No data available at this section
- NA No data available



Horse/Jockey Name	Framed It
Final Rank	4
Fastest Section Time (Section)	0:05.04 (Overall)
Top Speed [km/h] (Section)	68.4 (600m)
Race State	Finished



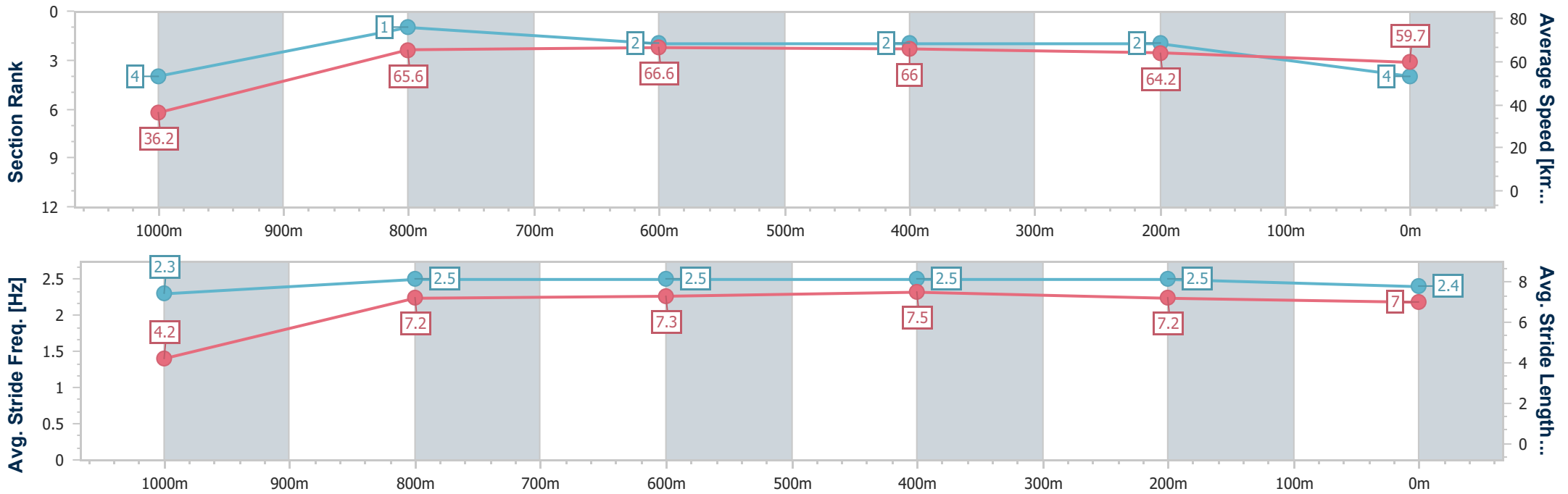
Aquis Park Gold Coast Poly QLD Professional  
Race 4: VEOLIA WATER SERVICES Maiden Handicap - 1050m



14 September 2024 - 14:33

Track Rating: Synthetic, Weather: Fine, Rail Position: True

Section	Overall	1000m	800m	600m	400m	200m
Section Times	1:01.25 [4] (0:05.04)	0:56.21 [4] (0:10.97)	0:45.24 [1] (0:10.81)	0:34.43 [2] (0:10.99)	0:23.44 [2] (0:11.29)	0:12.15 [2] (0:12.15)
Average Speed [km/h]	36.2	65.6	66.6	66.0	64.2	59.7
Top Speed [km/h]	57.9	67.5	68.4	68.4	65.1	62.8
Avg. Dist. to Rail [m]	3.1	1.1	0.4	1.2	4.0	5.3
Avg. Stride Freq. [Hz]	2.3	2.5	2.5	2.5	2.5	2.4
Avg. Stride Length [m]	4.2	7.2	7.3	7.5	7.2	7.0



- [ ] Ranking at each section and finish
- .-.- No data available at this section
- NA No data available



Horse/Jockey Name	Pearl In Hay
Final Rank	5
Fastest Section Time (Section)	0:04.93 (Overall)
Top Speed [km/h] (Section)	69.6 (600m)
Race State	Finished



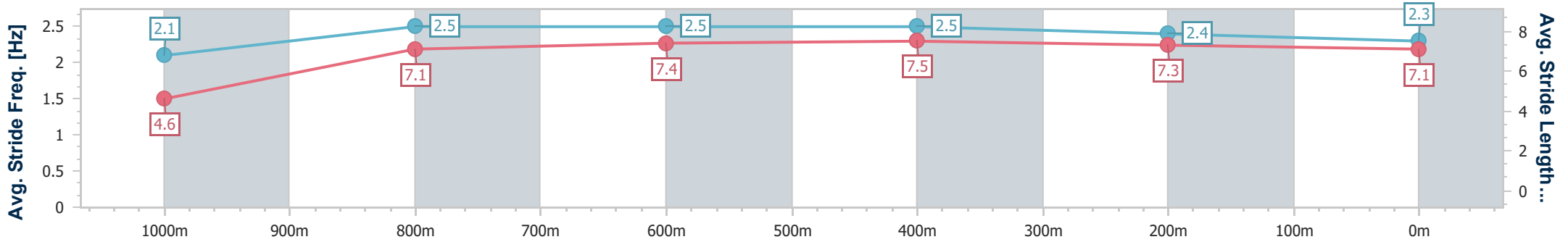
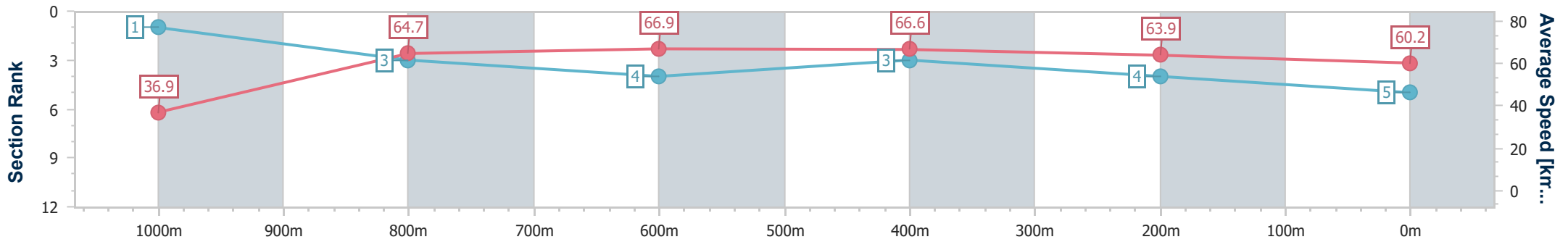
Aquis Park Gold Coast Poly QLD Professional  
Race 4: VEOLIA WATER SERVICES Maiden Handicap - 1050m



14 September 2024 - 14:33

Track Rating: Synthetic, Weather: Fine, Rail Position: True

Section	Overall	1000m	800m	600m	400m	200m
Section Times	1:01.29 [5] (0:04.93)	0:56.36 [1] (0:11.19)	0:45.17 [3] (0:10.92)	0:34.25 [4] (0:10.96)	0:23.29 [3] (0:11.27)	0:12.02 [4]
Average Speed [km/h]	36.9	64.7	66.9	66.6	63.9	60.2
Top Speed [km/h]	56.5	67.3	68.8	69.6	65.9	62.6
Avg. Dist. to Rail [m]	4.9	2.8	3.0	2.6	2.9	2.8
Avg. Stride Freq. [Hz]	2.1	2.5	2.5	2.5	2.4	2.3
Avg. Stride Length [m]	4.6	7.1	7.4	7.5	7.3	7.1



- [ ] Ranking at each section and finish
- .-.- No data available at this section
- NA No data available



Horse/Jockey Name	Booming Fast
Final Rank	6
Fastest Section Time (Section)	0:05.10 (Overall)
Top Speed [km/h] (Section)	67.4 (600m)
Race State	Finished



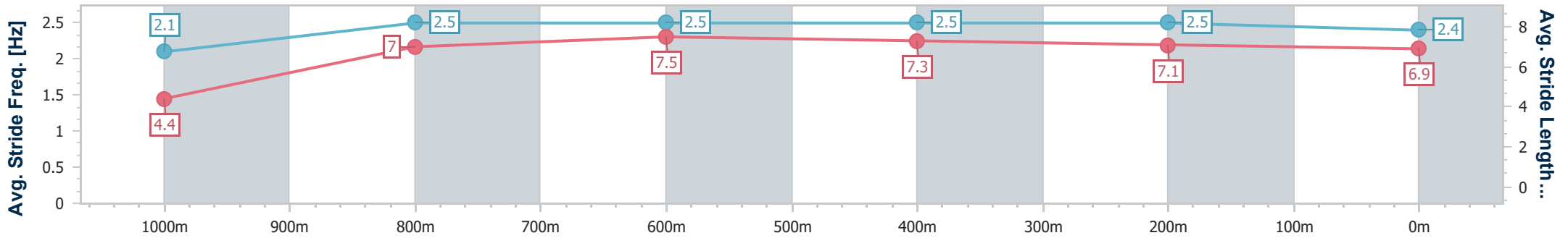
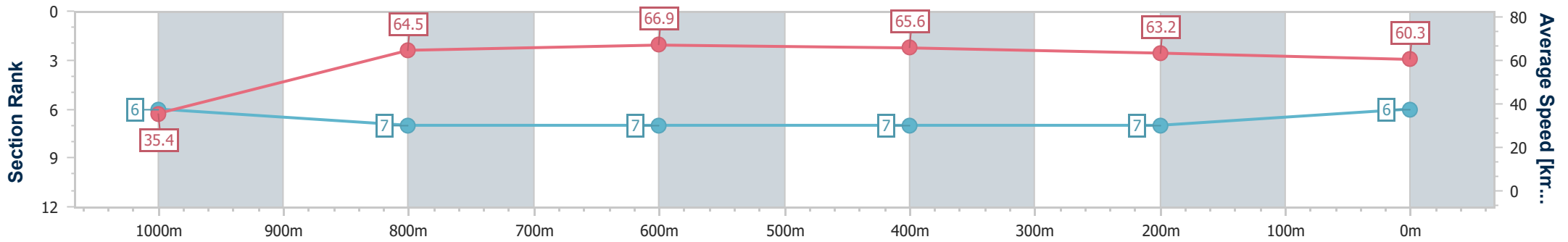
Aquis Park Gold Coast Poly QLD Professional  
Race 4: VEOLIA WATER SERVICES Maiden Handicap - 1050m



14 September 2024 - 14:33

Track Rating: Synthetic, Weather: Fine, Rail Position: True

Section	Overall	1000m	800m	600m	400m	200m
Section Times	1:01.58 [6] (0:05.10)	0:56.48 [6] (0:11.24)	0:45.24 [7] (0:10.81)	0:34.43 [7] (0:11.05)	0:23.38 [7] (0:11.45)	0:11.93 [7] (0:11.93)
Average Speed [km/h]	35.4	64.5	66.9	65.6	63.2	60.3
Top Speed [km/h]	54.7	67.1	67.3	67.4	65.2	63.4
Avg. Dist. to Rail [m]	3.6	2.1	0.5	1.3	2.7	4.5
Avg. Stride Freq. [Hz]	2.1	2.5	2.5	2.5	2.5	2.4
Avg. Stride Length [m]	4.4	7.0	7.5	7.3	7.1	6.9



- [ ] Ranking at each section and finish
- .-.- No data available at this section
- NA No data available



Horse/Jockey Name	Zoucia
Final Rank	7
Fastest Section Time (Section)	0:05.13 (Overall)
Top Speed [km/h] (Section)	68.6 (600m)
Race State	Finished



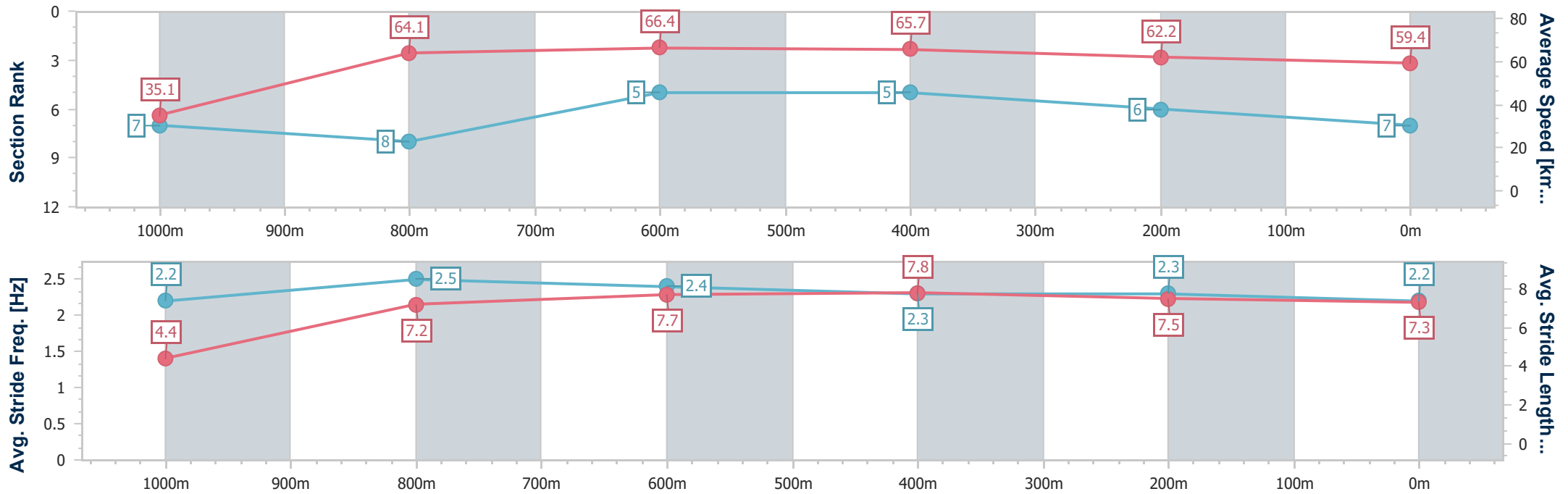
Aquis Park Gold Coast Poly QLD Professional  
Race 4: VEOLIA WATER SERVICES Maiden Handicap - 1050m



14 September 2024 - 14:33

Track Rating: Synthetic, Weather: Fine, Rail Position: True

Section	Overall	1000m	800m	600m	400m	200m
Section Times	1:01.77 [7] (0:05.13)	0:56.64 [7] (0:11.24)	0:45.40 [8] (0:10.74)	0:34.66 [5] (0:10.94)	0:23.72 [5] (0:11.56)	0:12.16 [6] (0:12.16)
Average Speed [km/h]	35.1	64.1	66.4	65.7	62.2	59.4
Top Speed [km/h]	54.7	67.4	67.8	68.6	63.2	61.2
Avg. Dist. to Rail [m]	1.0	0.8	0.9	0.2	0.5	0.3
Avg. Stride Freq. [Hz]	2.2	2.5	2.4	2.3	2.3	2.2
Avg. Stride Length [m]	4.4	7.2	7.7	7.8	7.5	7.3



- [ ] Ranking at each section and finish
- .-.- No data available at this section
- NA No data available





Horse/Jockey Name	Padam Padam
Final Rank	8
Fastest Section Time (Section)	0:04.99 (Overall)
Top Speed [km/h] (Section)	68.5 (800m)
Race State	Finished



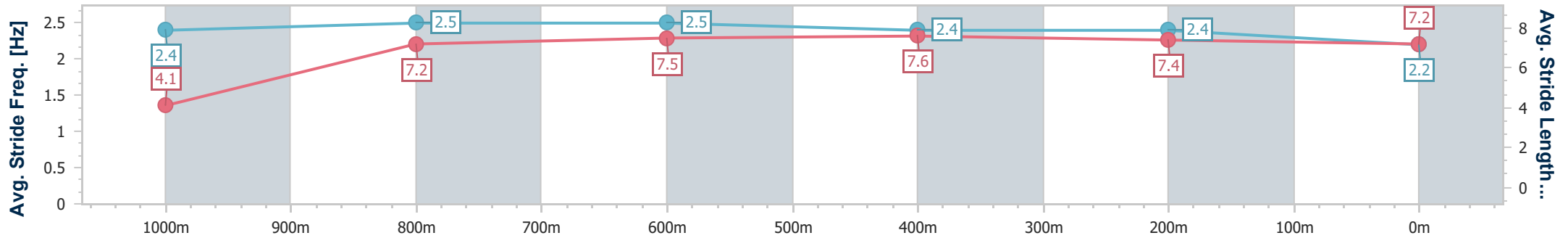
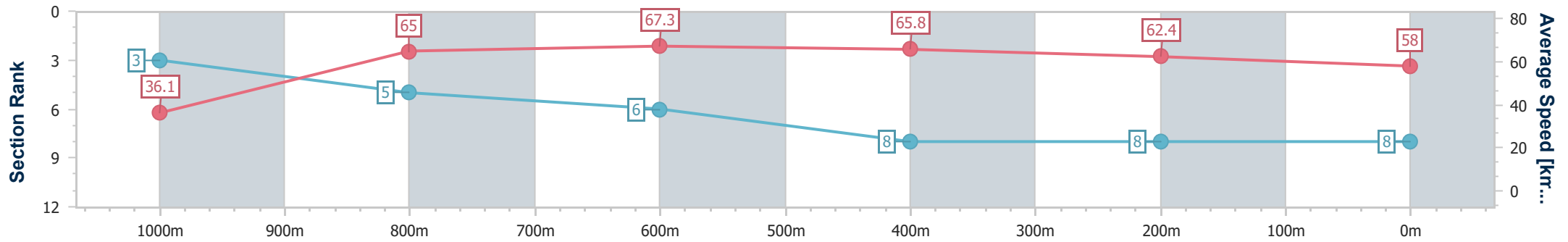
Aquis Park Gold Coast Poly QLD Professional  
Race 4: VEOLIA WATER SERVICES Maiden Handicap - 1050m



14 September 2024 - 14:33

Track Rating: Synthetic, Weather: Fine, Rail Position: True

Section	Overall	1000m	800m	600m	400m	200m
Section Times	1:02.67 [8] (0:04.99)	0:57.68 [3] (0:11.18)	0:46.50 [5] (0:10.96)	0:35.54 [6] (0:11.34)	0:24.20 [8] (0:11.68)	0:12.52 [8] (0:12.52)
Average Speed [km/h]	36.1	65.0	67.3	65.8	62.4	58.0
Top Speed [km/h]	56.8	67.4	68.5	68.2	64.3	60.8
Avg. Dist. to Rail [m]	7.2	4.7	4.6	6.7	7.6	9.1
Avg. Stride Freq. [Hz]	2.4	2.5	2.5	2.4	2.4	2.2
Avg. Stride Length [m]	4.1	7.2	7.5	7.6	7.4	7.2



- [ ] Ranking at each section and finish
- .-.- No data available at this section
- NA No data available