



# Aquis Park Gold Coast Poly QLD Professional

## Race 5: VEOLIA ENERGY SERVICES BENCHMARK 62 Handicap - 1050m

14 September 2024 - 15:07



Track Rating: Synthetic, Weather: Fine, Rail Position: True

Section		Overall	1000m	800m	600m	400m	200m	Last 600m					
Field Times		1:00.89 (0:04.78)	0:56.11 (0:10.91)	0:45.20 (0:10.68)	0:34.52 (0:10.93)	0:23.59 (0:11.54)	0:12.05 (0:12.05)	0:34.52					
Rank	TAB Horse/Jockey	Barrier	Top Speed [km/h]	Fastest Section						Margin	Distance Travelled [m]		
1	7 KING KRYPTOS Michael Murphy	5	69.8 800m	0:04.93 Overall	1:00.89 [1] (0:04.93)	0:55.96 [6] (0:11.10)	0:44.86 [6] (0:10.61)	0:34.25 [4] (0:10.92)	0:23.33 [3] (0:11.50)	0:11.83 [3] (0:11.83)	1:00.89	0:34.25	
2	1 I AM VOODOO Corey Sutherland	4	70.7 800m	0:04.78 Overall	1:00.92 [2] (0:04.78)	0:56.14 [1] (0:11.00)	0:45.14 [2] (0:10.69)	0:34.45 [3] (0:10.95)	0:23.50 [2] (0:11.42)	0:12.08 [1] (0:12.08)	0.2L	0:34.45	+6
3	4 GHOST HUNTER Michael Cahill	3	70.0 1000m	0:04.92 Overall	1:01.09 [3] (0:04.92)	0:56.17 [5] (0:10.93)	0:45.24 [4] (0:10.81)	0:34.43 [5] (0:11.02)	0:23.41 [5] (0:11.42)	0:11.99 [4] (0:11.99)	1.2L	0:34.43	+6
4	6 BETTER THAN BOOZE Adin Thompson	1	67.8 600m	0:04.89 Overall	1:01.31 [4] (0:04.89)	0:56.42 [3] (0:11.27)	0:45.15 [7] (0:11.07)	0:34.08 [7] (0:11.12)	0:22.96 [7] (0:11.33)	0:11.63 [7] (0:11.63)	2.5L	0:34.08	+0
5	2 COSMIC SERENADE Jai Williams	2	69.0 1000m	0:04.86 Overall	1:01.38 [5] (0:04.86)	0:56.52 [2] (0:10.83)	0:45.69 [1] (0:10.68)	0:35.01 [1] (0:10.93)	0:24.08 [1] (0:11.63)	0:12.45 [2] (0:12.45)	2.8L	0:35.01	-1
6	3 UCHI Dylan Bennett	7	69.8 800m	0:05.06 Overall	1:01.63 [6] (0:05.06)	0:56.57 [7] (0:10.77)	0:45.80 [3] (0:10.64)	0:35.16 [2] (0:11.13)	0:24.03 [4] (0:11.72)	0:12.31 [5] (0:12.31)	4.1L	0:35.16	+6
7	8 SAY WHEN SUTTY Madeleine Wishart	6	69.9 800m	0:04.91 Overall	1:01.84 [7] (0:04.91)	0:56.93 [4] (0:11.11)	0:45.82 [5] (0:10.78)	0:35.04 [6] (0:10.98)	0:24.06 [6] (0:11.68)	0:12.38 [6] (0:12.38)	5.1L	0:35.04	+6

Scratched: Platinum Lies (#5), Albion Square (#9)

[ ] Ranking at each section and finish  
 -:-:- No data available at this section  
 NA No data available

SCN Saddle cloth number  
 DNF Did not finish  
 DNT Did not track



Horse/Jockey Name	King Kryptos
Final Rank	1
Fastest Section Time (Section)	0:04.93 (Overall)
Top Speed [km/h] (Section)	69.8 (800m)
Race State	Finished



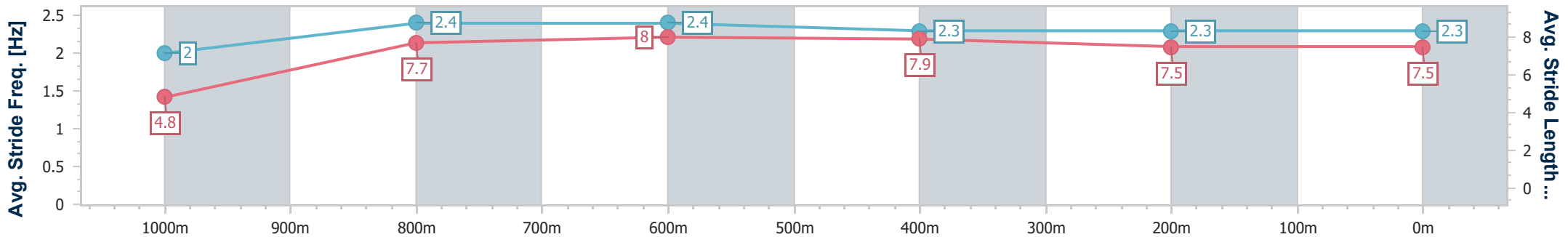
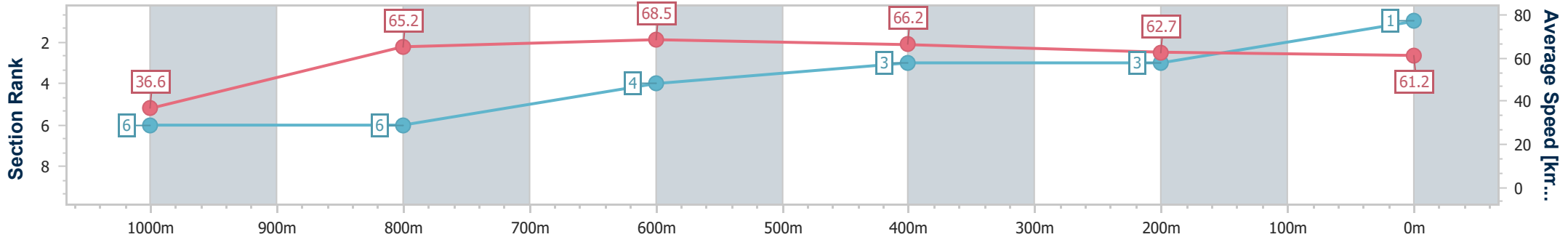
Aquis Park Gold Coast Poly QLD Professional  
Race 5: VEOLIA ENERGY SERVICES BENCHMARK 62  
Handicap - 1050m



14 September 2024 - 15:07

Track Rating: Synthetic, Weather: Fine, Rail Position: True

Section	Overall	1000m	800m	600m	400m	200m
Section Times	1:00.89 [1] (0:04.93)	0:55.96 [6] (0:11.10)	0:44.86 [6] (0:10.61)	0:34.25 [4] (0:10.92)	0:23.33 [3] (0:11.50)	0:11.83 [3] (0:11.83)
Average Speed [km/h]	36.6	65.2	68.5	66.2	62.7	61.2
Top Speed [km/h]	56.7	69.2	69.8	67.6	63.8	62.9
Avg. Dist. to Rail [m]	4.7	2.5	1.9	0.6	1.0	1.9
Avg. Stride Freq. [Hz]	2.0	2.4	2.4	2.3	2.3	2.3
Avg. Stride Length [m]	4.8	7.7	8.0	7.9	7.5	7.5



- [ ] Ranking at each section and finish
- .-.- No data available at this section
- NA No data available



Horse/Jockey Name	I Am Voodoo
Final Rank	2
Fastest Section Time (Section)	0:04.78 (Overall)
Top Speed [km/h] (Section)	70.7 (800m)
Race State	Finished



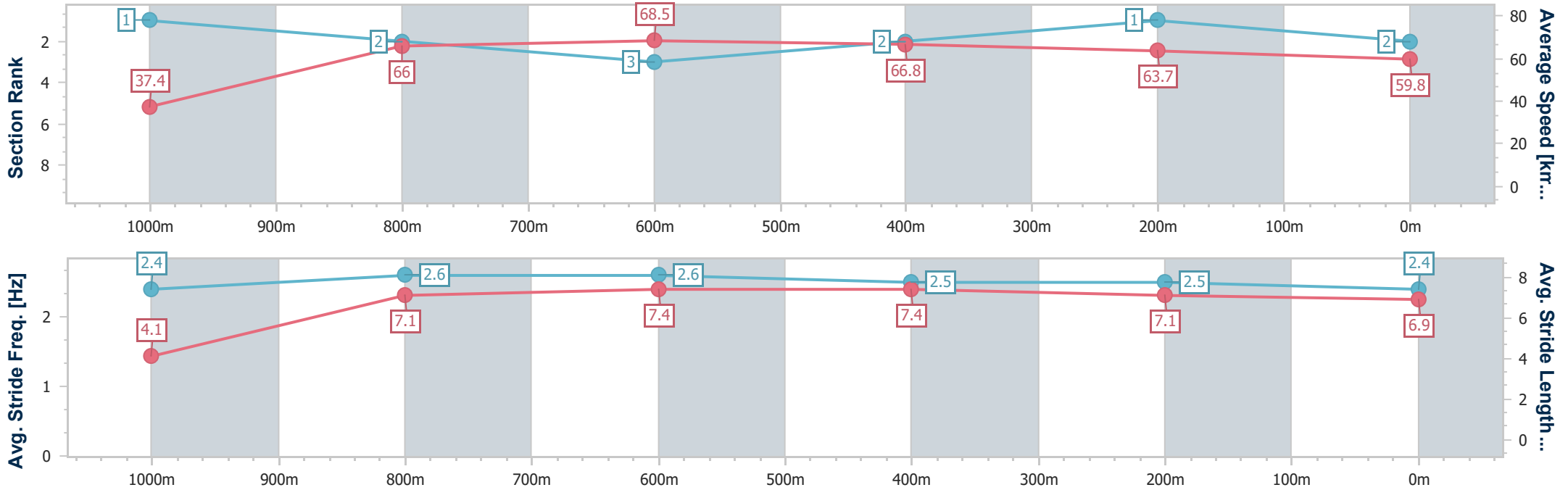
Aquis Park Gold Coast Poly QLD Professional  
Race 5: VEOLIA ENERGY SERVICES BENCHMARK 62  
Handicap - 1050m



14 September 2024 - 15:07

Track Rating: Synthetic, Weather: Fine, Rail Position: True

Section	Overall	1000m	800m	600m	400m	200m
Section Times	1:00.92 [2] (0:04.78)	0:56.14 [1] (0:11.00)	0:45.14 [2] (0:10.69)	0:34.45 [3] (0:10.95)	0:23.50 [2] (0:11.42)	0:12.08 [1] (0:12.08)
Average Speed [km/h]	37.4	66.0	68.5	66.8	63.7	59.8
Top Speed [km/h]	57.3	68.9	70.7	68.5	64.9	63.5
Avg. Dist. to Rail [m]	4.8	3.3	2.8	3.0	4.5	5.1
Avg. Stride Freq. [Hz]	2.4	2.6	2.6	2.5	2.5	2.4
Avg. Stride Length [m]	4.1	7.1	7.4	7.4	7.1	6.9



- [ ] Ranking at each section and finish
- .-.- No data available at this section
- NA No data available



Horse/Jockey Name	Ghost Hunter
Final Rank	3
Fastest Section Time (Section)	0:04.92 (Overall)
Top Speed [km/h] (Section)	70.0 (1000m)
Race State	Finished



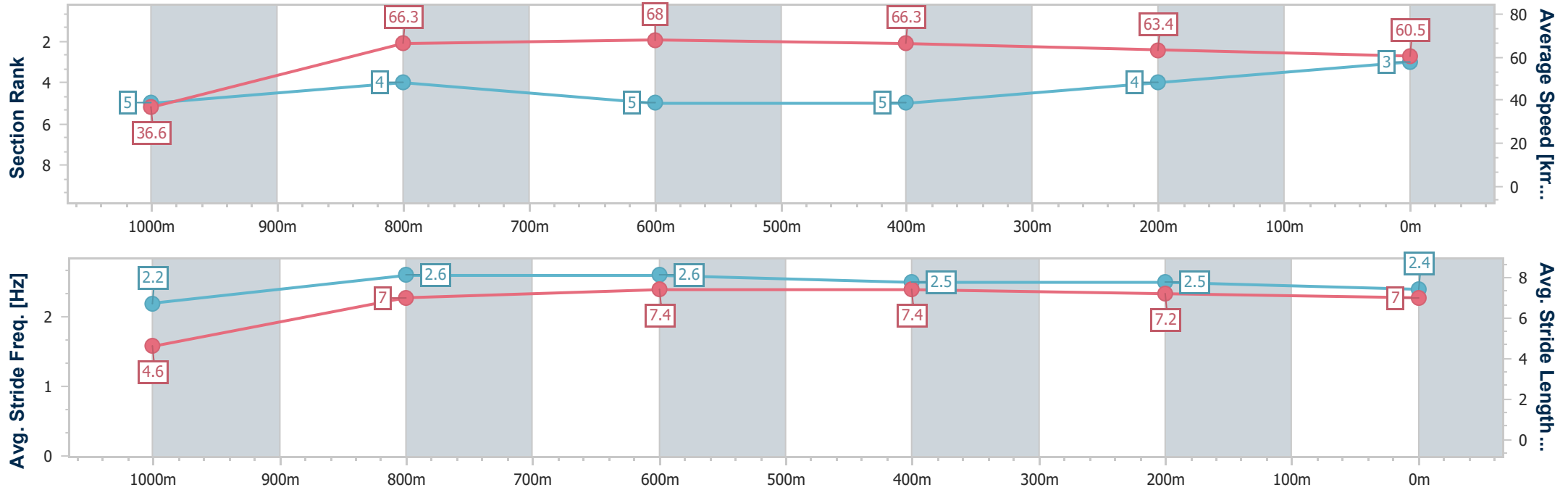
Aquis Park Gold Coast Poly QLD Professional  
Race 5: VEOLIA ENERGY SERVICES BENCHMARK 62  
Handicap - 1050m



14 September 2024 - 15:07

Track Rating: Synthetic, Weather: Fine, Rail Position: True

Section	Overall	1000m	800m	600m	400m	200m
Section Times	1:01.09 [3] (0:04.92)	0:56.17 [5] (0:10.93)	0:45.24 [4] (0:10.81)	0:34.43 [5] (0:11.02)	0:23.41 [5] (0:11.42)	0:11.99 [4]
Average Speed [km/h]	36.6	66.3	68.0	66.3	63.4	60.5
Top Speed [km/h]	57.0	70.0	69.8	69.3	64.9	62.2
Avg. Dist. to Rail [m]	3.5	2.7	3.8	2.4	3.3	4.5
Avg. Stride Freq. [Hz]	2.2	2.6	2.6	2.5	2.5	2.4
Avg. Stride Length [m]	4.6	7.0	7.4	7.4	7.2	7.0



- [ ] Ranking at each section and finish
- .-.- No data available at this section
- NA No data available



Horse/Jockey Name	Better Than Booze
Final Rank	4
Fastest Section Time (Section)	0:04.89 (Overall)
Top Speed [km/h] (Section)	67.8 (600m)
Race State	Finished



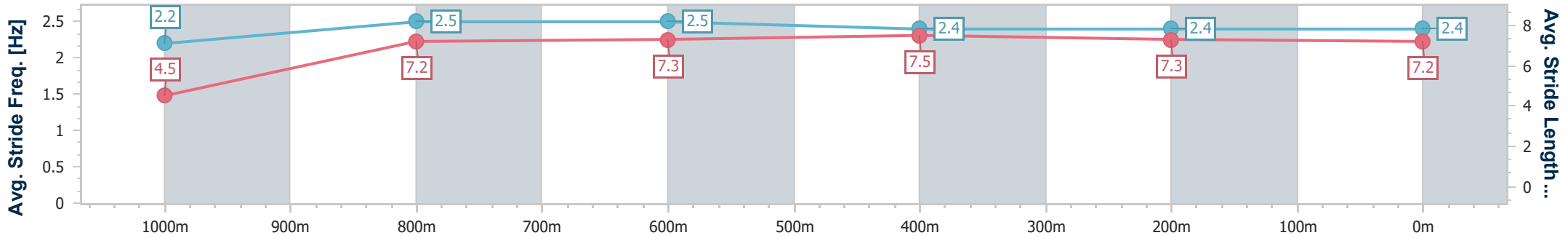
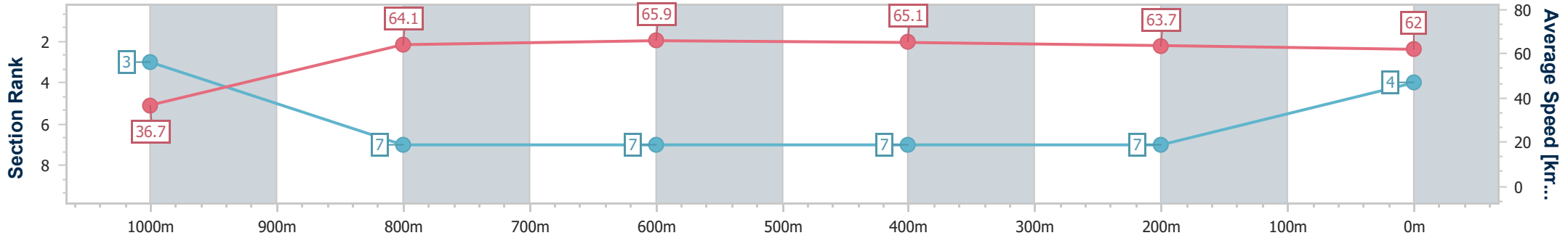
Aquis Park Gold Coast Poly QLD Professional  
Race 5: VEOLIA ENERGY SERVICES BENCHMARK 62  
Handicap - 1050m



14 September 2024 - 15:07

Track Rating: Synthetic, Weather: Fine, Rail Position: True

Section	Overall	1000m	800m	600m	400m	200m
Section Times	1:01.31 [4] (0:04.89)	0:56.42 [3] (0:11.27)	0:45.15 [7] (0:11.07)	0:34.08 [7] (0:11.12)	0:22.96 [7] (0:11.33)	0:11.63 [7] (0:11.63)
Average Speed [km/h]	36.7	64.1	65.9	65.1	63.7	62.0
Top Speed [km/h]	54.8	66.9	67.5	67.8	64.7	63.9
Avg. Dist. to Rail [m]	0.7	0.4	2.6	1.5	2.4	5.3
Avg. Stride Freq. [Hz]	2.2	2.5	2.5	2.4	2.4	2.4
Avg. Stride Length [m]	4.5	7.2	7.3	7.5	7.3	7.2



- [ ] Ranking at each section and finish
- .-.- No data available at this section
- NA No data available



Horse/Jockey Name	Cosmic Serenade
Final Rank	5
Fastest Section Time (Section)	0:04.86 (Overall)
Top Speed [km/h] (Section)	69.0 (1000m)
Race State	Finished



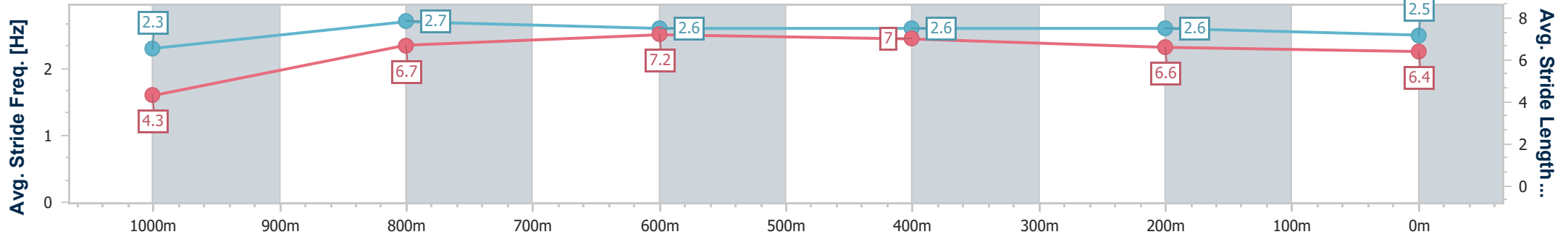
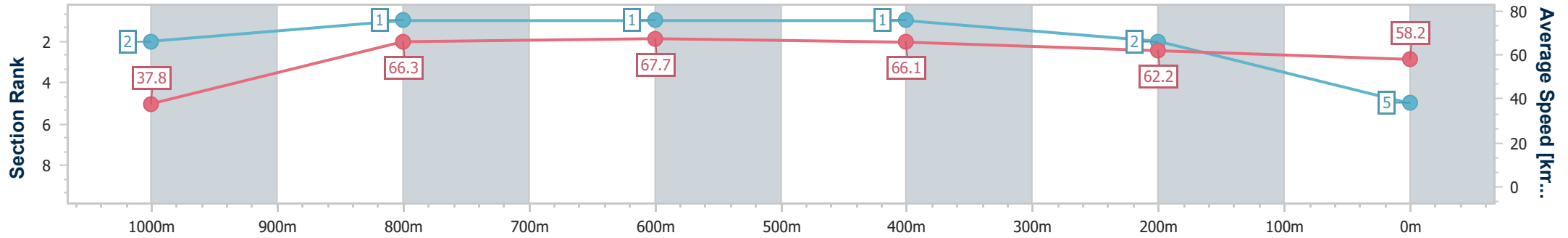
**Aquis Park Gold Coast Poly QLD Professional**  
**Race 5: VEOLIA ENERGY SERVICES BENCHMARK 62**  
**Handicap - 1050m**



14 September 2024 - 15:07

Track Rating: Synthetic, Weather: Fine, Rail Position: True

Section	Overall	1000m	800m	600m	400m	200m
Section Times	1:01.38 [5] (0:04.86)	0:56.52 [2] (0:10.83)	0:45.69 [1] (0:10.68)	0:35.01 [1] (0:10.93)	0:24.08 [1] (0:11.63)	0:12.45 [2] (0:12.45)
Average Speed [km/h]	37.8	66.3	67.7	66.1	62.2	58.2
Top Speed [km/h]	57.2	69.0	68.7	67.6	64.2	60.6
Avg. Dist. to Rail [m]	1.4	0.4	0.8	1.0	2.0	3.8
Avg. Stride Freq. [Hz]	2.3	2.7	2.6	2.6	2.6	2.5
Avg. Stride Length [m]	4.3	6.7	7.2	7.0	6.6	6.4



- [ ] Ranking at each section and finish
- .-.- No data available at this section
- NA No data available



Horse/Jockey Name	Uchi
Final Rank	6
Fastest Section Time (Section)	0:05.06 (Overall)
Top Speed [km/h] (Section)	69.8 (800m)
Race State	Finished



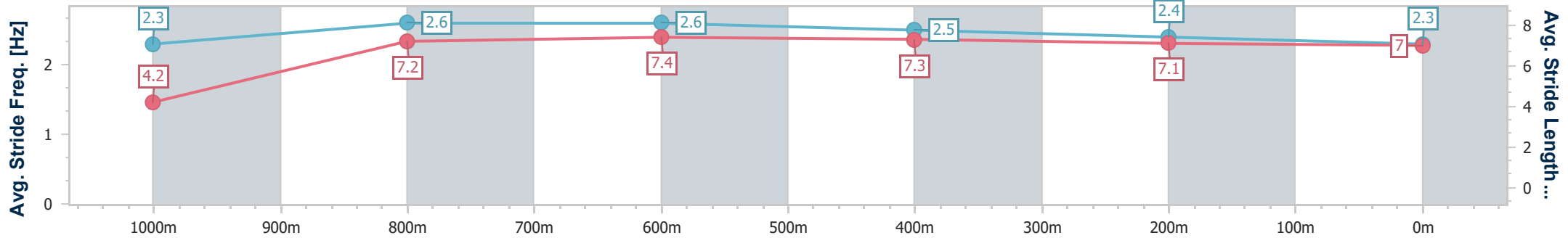
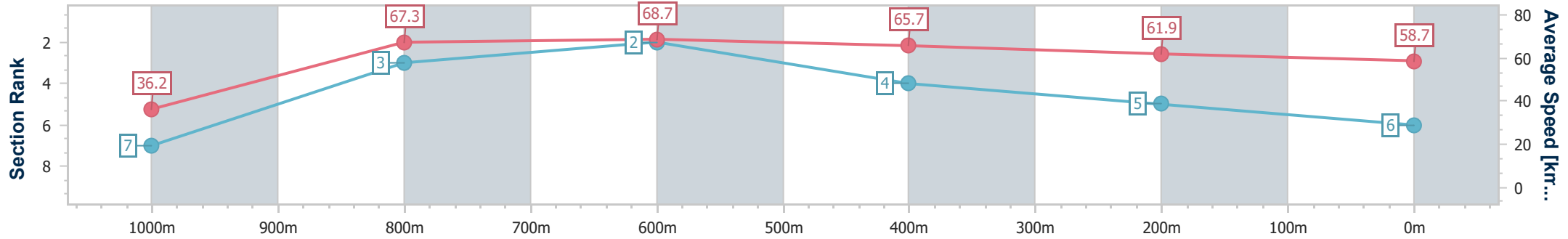
Aquis Park Gold Coast Poly QLD Professional  
Race 5: VEOLIA ENERGY SERVICES BENCHMARK 62  
Handicap - 1050m



14 September 2024 - 15:07

Track Rating: Synthetic, Weather: Fine, Rail Position: True

Section	Overall	1000m	800m	600m	400m	200m
Section Times	1:01.63 [6] (0:05.06)	0:56.57 [7] (0:10.77)	0:45.80 [3] (0:10.64)	0:35.16 [2] (0:11.13)	0:24.03 [4] (0:11.72)	0:12.31 [5] (0:12.31)
Average Speed [km/h]	36.2	67.3	68.7	65.7	61.9	58.7
Top Speed [km/h]	58.5	69.8	69.8	67.6	63.5	60.4
Avg. Dist. to Rail [m]	6.8	4.1	2.7	3.5	4.2	8.0
Avg. Stride Freq. [Hz]	2.3	2.6	2.6	2.5	2.4	2.3
Avg. Stride Length [m]	4.2	7.2	7.4	7.3	7.1	7.0



- [ ] Ranking at each section and finish
- .-.- No data available at this section
- NA No data available



Horse/Jockey Name	Say When Suttly
Final Rank	7
Fastest Section Time (Section)	0:04.91 (Overall)
Top Speed [km/h] (Section)	69.9 (800m)
Race State	Finished



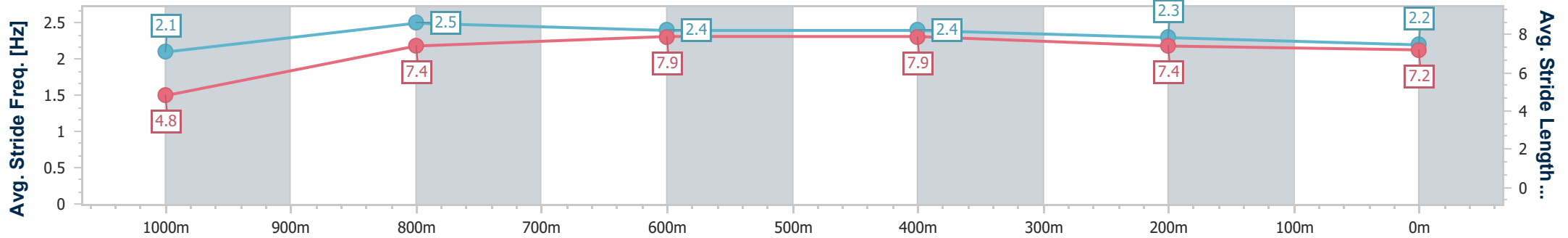
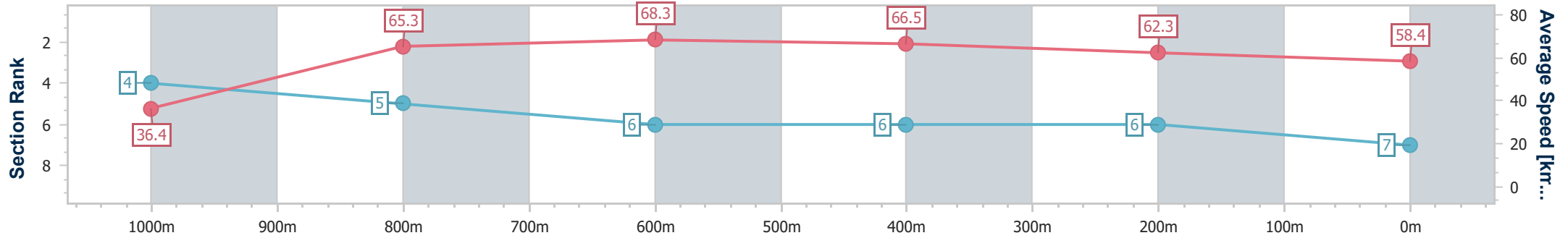
Aquis Park Gold Coast Poly QLD Professional  
Race 5: VEOLIA ENERGY SERVICES BENCHMARK 62  
Handicap - 1050m



14 September 2024 - 15:07

Track Rating: Synthetic, Weather: Fine, Rail Position: True

Section	Overall	1000m	800m	600m	400m	200m
Section Times	1:01.84 [7] (0:04.91)	0:56.93 [4] (0:11.11)	0:45.82 [5] (0:10.78)	0:35.04 [6] (0:10.98)	0:24.06 [6] (0:11.68)	0:12.38 [6] (0:12.38)
Average Speed [km/h]	36.4	65.3	68.3	66.5	62.3	58.4
Top Speed [km/h]	56.9	68.0	69.9	68.7	64.8	60.1
Avg. Dist. to Rail [m]	5.4	2.4	3.4	3.3	5.8	9.0
Avg. Stride Freq. [Hz]	2.1	2.5	2.4	2.4	2.3	2.2
Avg. Stride Length [m]	4.8	7.4	7.9	7.9	7.4	7.2



- [ ] Ranking at each section and finish
- .-.- No data available at this section
- NA No data available