



Aquis Park Gold Coast Poly QLD Professional

Race 6: VEOLIA INDUSTRIAL SERVICES Maiden Handicap - 1540m



14 September 2024 - 15:44

Track Rating: Synthetic, Weather: Fine, Rail Position: True

Section		Overall	1400m	1200m	1000m	800m	600m	400m	Last 600m				
Field Times		1:32.95 (0:10.19)	1:22.76 (0:11.29)	1:11.47 (0:11.08)	1:00.39 (0:11.52)	0:48.87 (0:11.91)	0:36.96 (0:11.97)	0:24.99 (0:12.45)	0:36.96				
Rank	TAB Horse/Jockey	Barrier	Top Speed [km/h]	Fastest Section									Distance Travelled [m]
1	3 SEEYA LATER GATER Rikki Jamieson	2	64.6 1200m	0:10.69 Overall	1:32.95 [1] (0:10.69)	1:22.26 [8] (0:11.46)	1:10.80 [7] (0:11.32)	0:59.48 [6] (0:11.46)	0:48.02 [6] (0:11.72)	0:36.30 [6] (0:11.93)	0:24.37 [6] (0:12.01)	0:36.30	
2	8 TANGO SPIRIT Jade Hampson	3	64.3 1200m	0:10.29 Overall	1:33.21 [2] (0:10.29)	1:22.92 [4] (0:11.47)	1:11.45 [4] (0:11.34)	1:00.11 [4] (0:11.62)	0:48.49 [4] (0:11.78)	0:36.71 [5] (0:11.74)	0:24.97 [4] (0:12.26)	0:36.71	-9
3	9 CARDIATIC Micheal Hellyer	5	64.6 600m	0:10.64 Overall	1:33.28 [3] (0:10.64)	1:22.64 [7] (0:11.67)	1:10.97 [8] (0:11.52)	0:59.45 [8] (0:11.47)	0:47.98 [8] (0:11.69)	0:36.29 [8] (0:11.55)	0:24.74 [5] (0:12.20)	0:36.29	-1
4	10 COCO JEWEL Casey Waddell	6	66.6 1200m	0:10.23 Overall	1:33.33 [4] (0:10.23)	1:23.10 [3] (0:11.25)	1:11.85 [1] (0:11.08)	1:00.77 [1] (0:11.52)	0:49.25 [1] (0:11.91)	0:37.34 [1] (0:11.97)	0:25.37 [1] (0:12.45)	0:37.34	-3
5	4 AIKAU Jai Williams	7	65.2 1400m	0:10.30 Overall	1:33.82 [5] (0:10.30)	1:23.52 [5] (0:11.39)	1:12.13 [2] (0:11.34)	1:00.79 [3] (0:11.59)	0:49.20 [2] (0:11.65)	0:37.55 [2] (0:11.80)	0:25.75 [2] (0:12.61)	0:37.55	-6
6	7 WINDY WHEELS Adin Thompson	10	65.2 1400m	0:10.21 Overall	1:33.91 [6] (0:10.21)	1:23.70 [2] (0:11.63)	1:12.07 [5] (0:11.33)	1:00.74 [5] (0:11.61)	0:49.13 [5] (0:11.70)	0:37.43 [3] (0:11.71)	0:25.72 [3] (0:12.46)	0:37.43	+3
7	5 WINDFLOWER Yvette Lewis	9	64.6 1200m	0:10.49 Overall	1:34.44 [7] (0:10.49)	1:23.95 [6] (0:11.57)	1:12.38 [6] (0:11.44)	1:00.94 [7] (0:11.55)	0:49.39 [7] (0:11.76)	0:37.63 [7] (0:12.15)	0:25.48 [8] (0:12.60)	0:37.63	-3
8	6 SHORT APPROACH Michael Murphy	8	65.3 1400m	0:10.19 Overall	1:36.31 [8] (0:10.19)	1:26.12 [1] (0:11.50)	1:14.62 [3] (0:11.26)	1:03.36 [2] (0:11.74)	0:51.62 [3] (0:11.80)	0:39.82 [4] (0:12.30)	0:27.52 [7] (0:13.17)	0:39.82	-2

Scratched: Sistine Chapel (#11), Aurora (#2), Rich Flex (#1)

[] Ranking at each section and finish
 -:-:- No data available at this section
 NA No data available

SCN Saddle cloth number
 DNF Did not finish
 DNT Did not track



Aquis Park Gold Coast Poly QLD Professional

Race 6: VEOLIA INDUSTRIAL SERVICES Maiden Handicap - 1540m



14 September 2024 - 15:44

Track Rating: Synthetic, Weather: Fine, Rail Position: True

Section				200m				Last 600m	
Field Times				0:12.54 (0:12.54)				0:36.96	
Rank	TAB	Horse/Jockey	Barrier	Top Speed [km/h]	Fastest Section	Margin			Distance Travelled [m]
1	3	SEEYA LATER GATER Rikki Jamieson	2	64.6 1200m	0:10.69 Overall	0:12.36 [3] (0:12.36)	1:32.95		0:36.30
2	8	TANGO SPIRIT Jade Hampson	3	64.3 1200m	0:10.29 Overall	0:12.71 [2] (0:12.71)	1.5L		0:36.71 -9
3	9	CARDIATIC Micheal Hellyer	5	64.6 600m	0:10.64 Overall	0:12.54 [6] (0:12.54)	1.8L		0:36.29 -1
4	10	COCO JEWEL Casey Waddell	6	66.6 1200m	0:10.23 Overall	0:12.92 [1] (0:12.92)	2L		0:37.34 -3
5	4	AIKAU Jai Williams	7	65.2 1400m	0:10.30 Overall	0:13.14 [5] (0:13.14)	4.8L		0:37.55 -6
6	7	WINDY WHEELS Adin Thompson	10	65.2 1400m	0:10.21 Overall	0:13.26 [4] (0:13.26)	5.3L		0:37.43 +3
7	5	WINDFLOWER Yvette Lewis	9	64.6 1200m	0:10.49 Overall	0:12.88 [7] (0:12.88)	8.3L		0:37.63 -3
8	6	SHORT APPROACH Michael Murphy	8	65.3 1400m	0:10.19 Overall	0:14.35 [8] (0:14.35)	19.3L		0:39.82 -2

Scratched: Sistine Chapel (#11), Aurora (#2), Rich Flex (#1)

[] Ranking at each section and finish
 -:-:- No data available at this section
 NA No data available

SCN Saddle cloth number
 DNF Did not finish
 DNT Did not track



Horse/Jockey Name	Seeya Later Gater
Final Rank	1
Fastest Section Time (Section)	0:10.69 (Overall)
Top Speed [km/h] (Section)	64.6 (1200m)
Race State	Finished



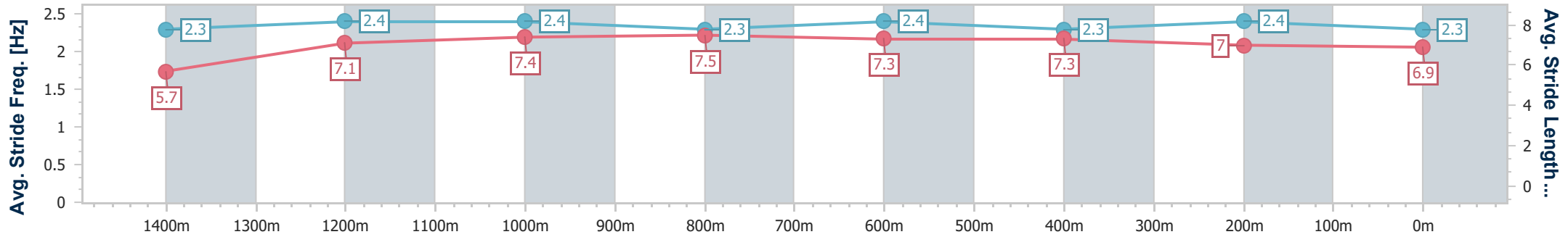
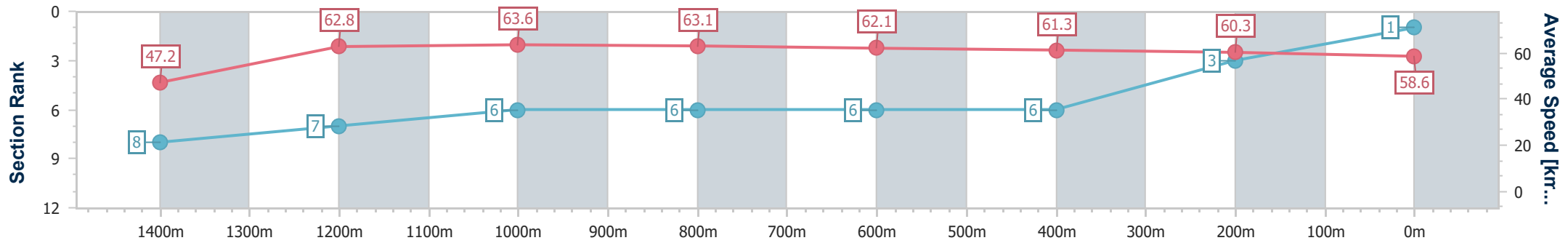
Aquis Park Gold Coast Poly QLD Professional
Race 6: VEOLIA INDUSTRIAL SERVICES Maiden Handicap - 1540m



14 September 2024 - 15:44

Track Rating: Synthetic, Weather: Fine, Rail Position: True

Section	Overall	1400m	1200m	1000m	800m	600m	400m	200m
Section Times	1:32.95 [1] (0:10.69)	1:22.26 [8] (0:11.46)	1:10.80 [7] (0:11.32)	0:59.48 [6] (0:11.46)	0:48.02 [6] (0:11.72)	0:36.30 [6] (0:11.93)	0:24.37 [6] (0:12.01)	0:12.36 [3] (0:12.36)
Average Speed [km/h]	47.2	62.8	63.6	63.1	62.1	61.3	60.3	58.6
Top Speed [km/h]	62.2	63.6	64.6	64.2	64.0	63.2	61.7	60.2
Avg. Dist. to Rail [m]	2.9	0.3	0.4	0.4	2.3	2.8	5.2	6.7
Avg. Stride Freq. [Hz]	2.3	2.4	2.4	2.3	2.4	2.3	2.4	2.3
Avg. Stride Length [m]	5.7	7.1	7.4	7.5	7.3	7.3	7.0	6.9



- [] Ranking at each section and finish
- .-.- No data available at this section
- NA No data available



Horse/Jockey Name	Tango Spirit
Final Rank	2
Fastest Section Time (Section)	0:10.29 (Overall)
Top Speed [km/h] (Section)	64.3 (1200m)
Race State	Finished



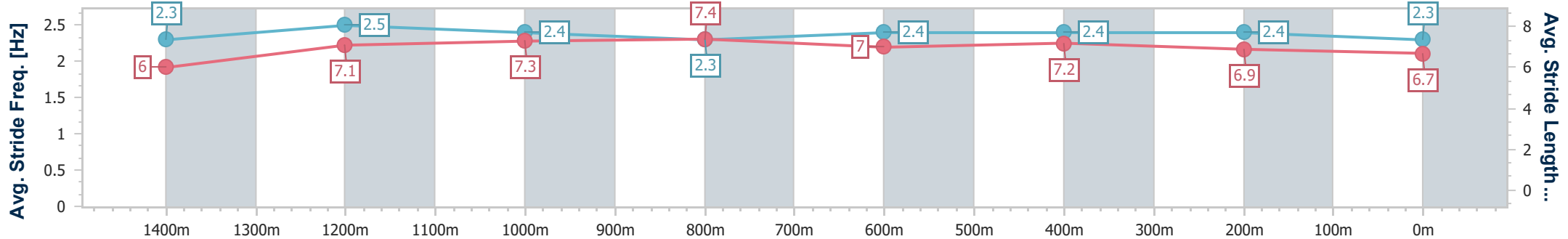
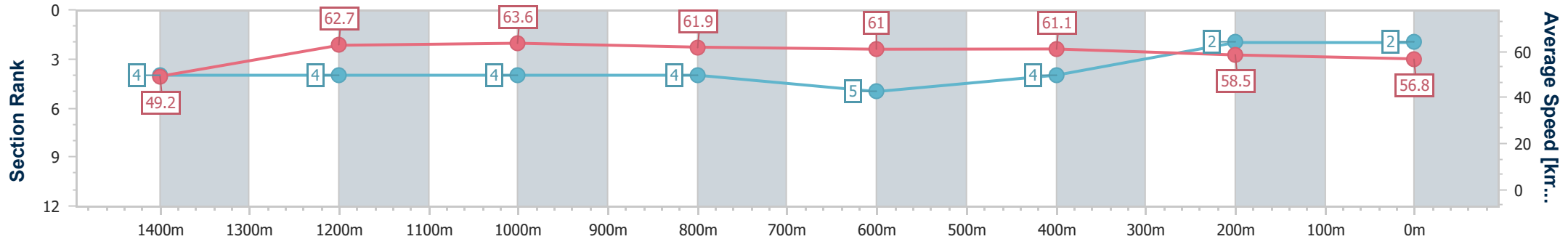
Aquis Park Gold Coast Poly QLD Professional
Race 6: VEOLIA INDUSTRIAL SERVICES Maiden Handicap - 1540m



14 September 2024 - 15:44

Track Rating: Synthetic, Weather: Fine, Rail Position: True

Section	Overall	1400m	1200m	1000m	800m	600m	400m	200m
Section Times	1:33.21 [2] (0:10.29)	1:22.92 [4] (0:11.47)	1:11.45 [4] (0:11.34)	1:00.11 [4] (0:11.62)	0:48.49 [4] (0:11.78)	0:36.71 [5] (0:11.74)	0:24.97 [4] (0:12.26)	0:12.71 [2] (0:12.71)
Average Speed [km/h]	49.2	62.7	63.6	61.9	61.0	61.1	58.5	56.8
Top Speed [km/h]	64.0	63.8	64.3	63.4	62.3	63.3	60.3	58.5
Avg. Dist. to Rail [m]	4.3	0.4	0.4	0.5	0.3	0.7	0.7	1.5
Avg. Stride Freq. [Hz]	2.3	2.5	2.4	2.3	2.4	2.4	2.4	2.3
Avg. Stride Length [m]	6.0	7.1	7.3	7.4	7.0	7.2	6.9	6.7



- [] Ranking at each section and finish
- .-.- No data available at this section
- NA No data available



Horse/Jockey Name	Cardiatic
Final Rank	3
Fastest Section Time (Section)	0:10.64 (Overall)
Top Speed [km/h] (Section)	64.6 (600m)
Race State	Finished



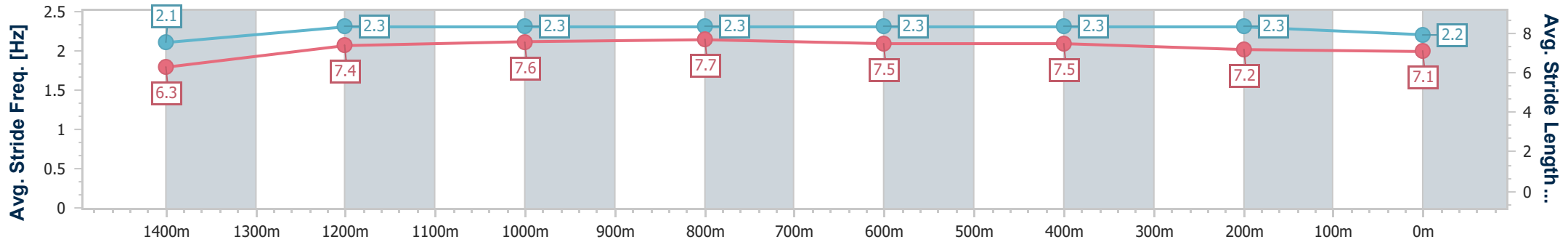
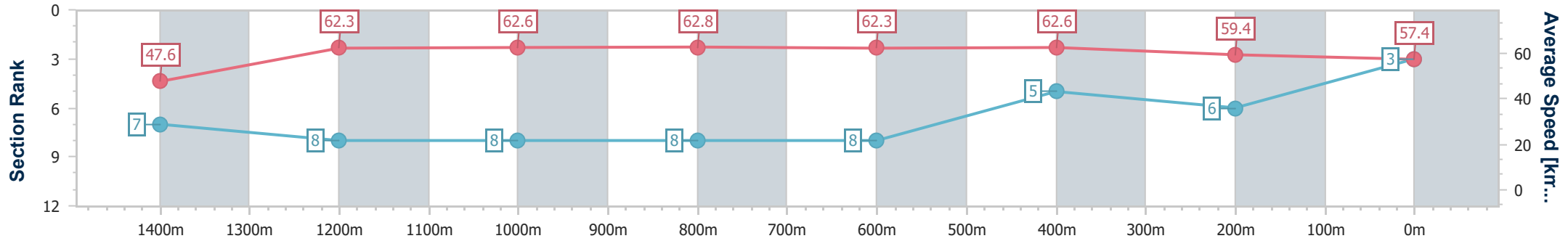
Aquis Park Gold Coast Poly QLD Professional
Race 6: VEOLIA INDUSTRIAL SERVICES Maiden Handicap - 1540m



14 September 2024 - 15:44

Track Rating: Synthetic, Weather: Fine, Rail Position: True

Section	Overall	1400m	1200m	1000m	800m	600m	400m	200m
Section Times	1:33.28 [3] (0:10.64)	1:22.64 [7] (0:11.67)	1:10.97 [8] (0:11.52)	0:59.45 [8] (0:11.47)	0:47.98 [8] (0:11.69)	0:36.29 [8] (0:11.55)	0:24.74 [5] (0:12.20)	0:12.54 [6] (0:12.54)
Average Speed [km/h]	47.6	62.3	62.6	62.8	62.3	62.6	59.4	57.4
Top Speed [km/h]	62.0	64.1	63.8	63.8	63.7	64.6	60.8	58.9
Avg. Dist. to Rail [m]	4.9	1.5	1.1	0.7	1.7	2.0	4.7	7.4
Avg. Stride Freq. [Hz]	2.1	2.3	2.3	2.3	2.3	2.3	2.3	2.2
Avg. Stride Length [m]	6.3	7.4	7.6	7.7	7.5	7.5	7.2	7.1



- [] Ranking at each section and finish
- .-.- No data available at this section
- NA No data available



Horse/Jockey Name	Coco Jewel
Final Rank	4
Fastest Section Time (Section)	0:10.23 (Overall)
Top Speed [km/h] (Section)	66.6 (1200m)
Race State	Finished



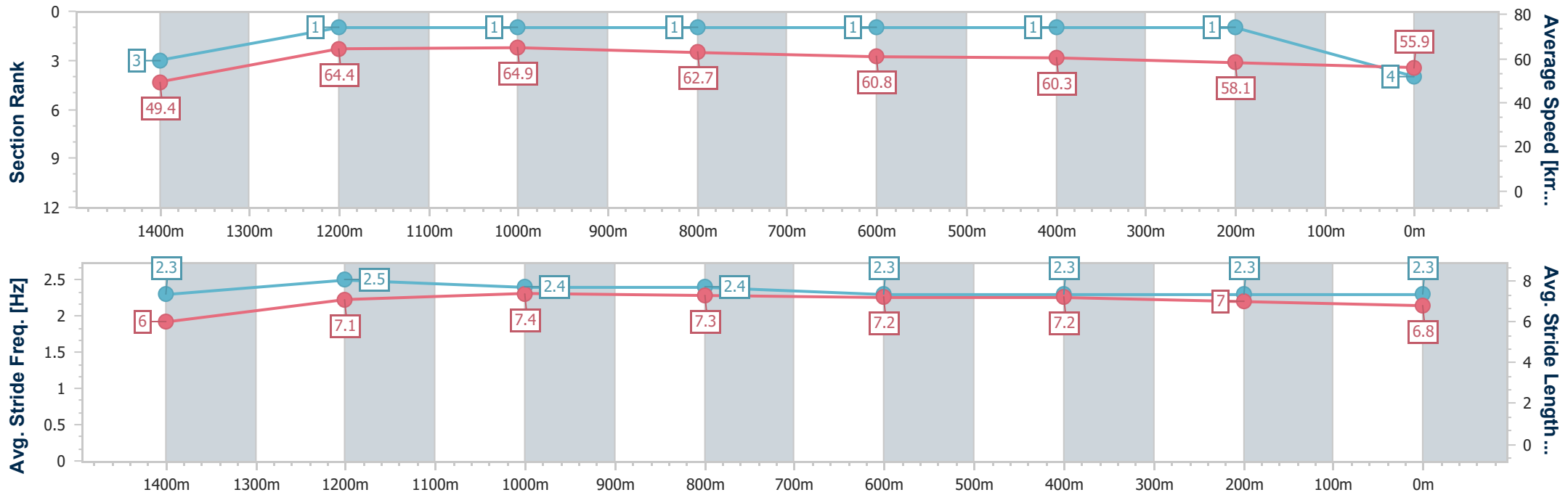
Aquis Park Gold Coast Poly QLD Professional
Race 6: VEOLIA INDUSTRIAL SERVICES Maiden Handicap - 1540m



14 September 2024 - 15:44

Track Rating: Synthetic, Weather: Fine, Rail Position: True

Section	Overall	1400m	1200m	1000m	800m	600m	400m	200m
Section Times	1:33.33 [4] (0:10.23)	1:23.10 [3] (0:11.25)	1:11.85 [1] (0:11.08)	1:00.77 [1] (0:11.52)	0:49.25 [1] (0:11.91)	0:37.34 [1] (0:11.97)	0:25.37 [1] (0:12.45)	0:12.92 [1] (0:12.92)
Average Speed [km/h]	49.4	64.4	64.9	62.7	60.8	60.3	58.1	55.9
Top Speed [km/h]	63.9	65.0	66.6	64.1	62.5	62.3	59.9	56.8
Avg. Dist. to Rail [m]	5.9	0.9	0.3	0.6	1.3	1.3	1.2	2.9
Avg. Stride Freq. [Hz]	2.3	2.5	2.4	2.4	2.3	2.3	2.3	2.3
Avg. Stride Length [m]	6.0	7.1	7.4	7.3	7.2	7.2	7.0	6.8



- [] Ranking at each section and finish
- .-.- No data available at this section
- NA No data available



Horse/Jockey Name	Aikau
Final Rank	5
Fastest Section Time (Section)	0:10.30 (Overall)
Top Speed [km/h] (Section)	65.2 (1400m)
Race State	Finished



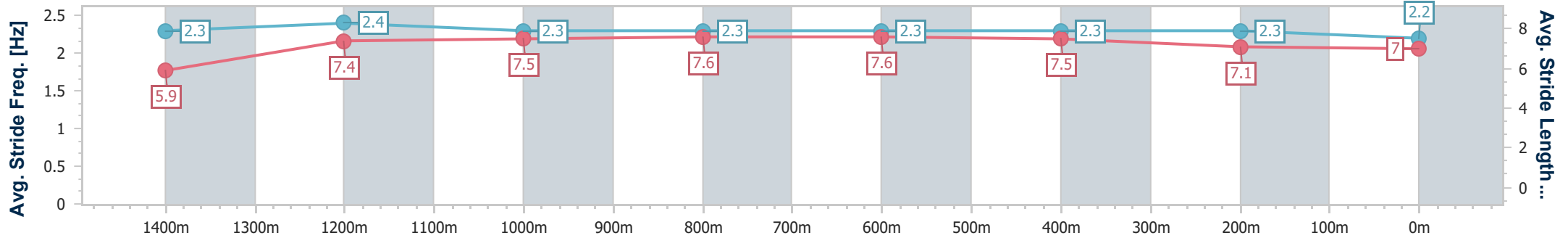
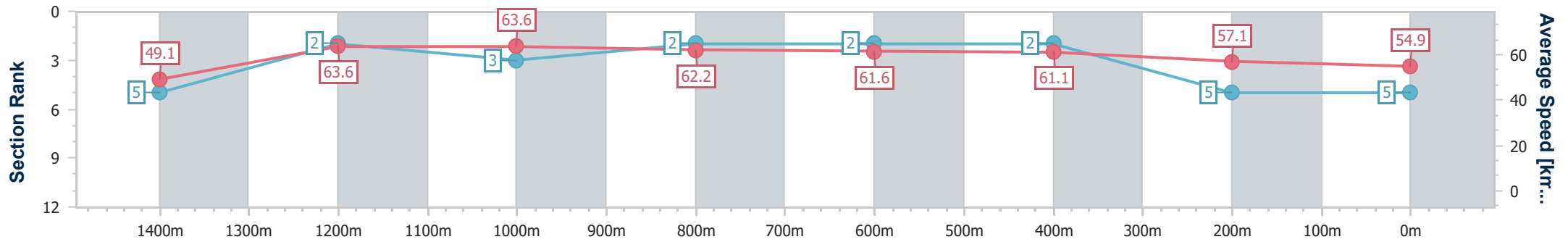
Aquis Park Gold Coast Poly QLD Professional
Race 6: VEOLIA INDUSTRIAL SERVICES Maiden Handicap - 1540m



14 September 2024 - 15:44

Track Rating: Synthetic, Weather: Fine, Rail Position: True

Section	Overall	1400m	1200m	1000m	800m	600m	400m	200m
Section Times	1:33.82 [5] (0:10.30)	1:23.52 [5] (0:11.39)	1:12.13 [2] (0:11.34)	1:00.79 [3] (0:11.59)	0:49.20 [2] (0:11.65)	0:37.55 [2] (0:11.80)	0:25.75 [2] (0:12.61)	0:13.14 [5] (0:13.14)
Average Speed [km/h]	49.1	63.6	63.6	62.2	61.6	61.1	57.1	54.9
Top Speed [km/h]	63.5	65.2	65.1	62.9	63.0	62.5	59.3	56.5
Avg. Dist. to Rail [m]	6.4	1.1	0.7	0.5	0.5	0.4	1.3	2.9
Avg. Stride Freq. [Hz]	2.3	2.4	2.3	2.3	2.3	2.3	2.3	2.2
Avg. Stride Length [m]	5.9	7.4	7.5	7.6	7.6	7.5	7.1	7.0



- [] Ranking at each section and finish
- .-.- No data available at this section
- NA No data available



Horse/Jockey Name	Windy Wheels
Final Rank	6
Fastest Section Time (Section)	0:10.21 (Overall)
Top Speed [km/h] (Section)	65.2 (1400m)
Race State	Finished



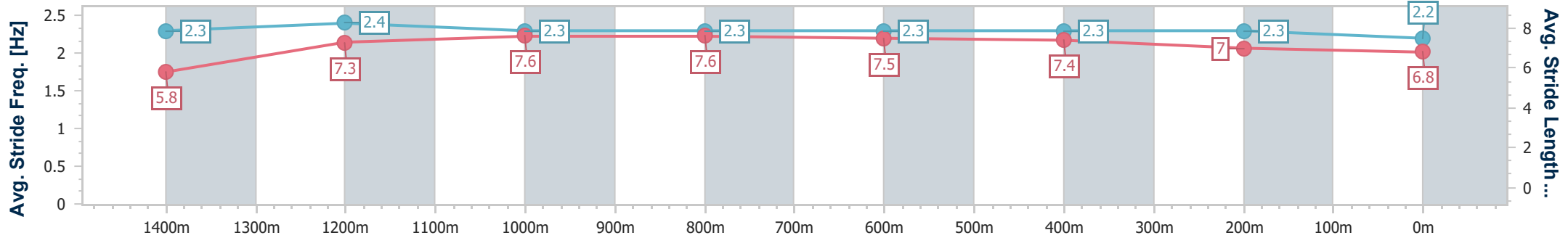
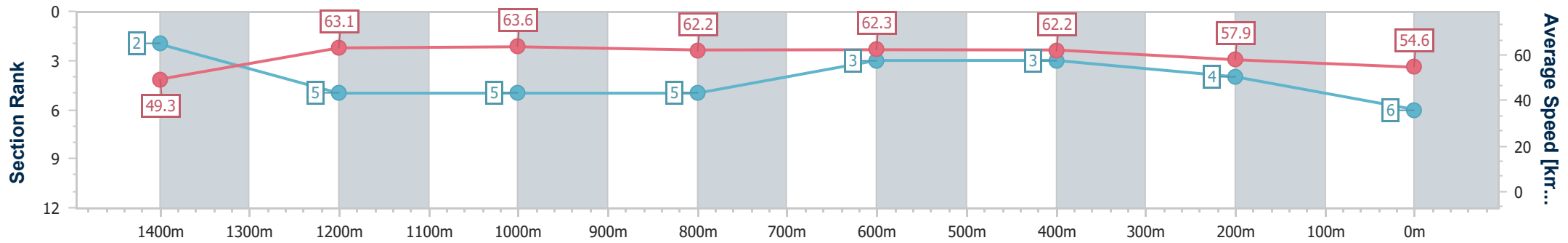
Aquis Park Gold Coast Poly QLD Professional
Race 6: VEOLIA INDUSTRIAL SERVICES Maiden Handicap - 1540m



14 September 2024 - 15:44

Track Rating: Synthetic, Weather: Fine, Rail Position: True

Section	Overall	1400m	1200m	1000m	800m	600m	400m	200m
Section Times	1:33.91 [6] (0:10.21)	1:23.70 [2] (0:11.63)	1:12.07 [5] (0:11.33)	1:00.74 [5] (0:11.61)	0:49.13 [5] (0:11.70)	0:37.43 [3] (0:11.71)	0:25.72 [3] (0:12.46)	0:13.26 [4] (0:13.26)
Average Speed [km/h]	49.3	63.1	63.6	62.2	62.3	62.2	57.9	54.6
Top Speed [km/h]	64.5	65.2	64.0	63.5	64.5	64.3	61.2	56.9
Avg. Dist. to Rail [m]	8.5	2.3	2.4	1.9	2.4	2.0	2.8	5.2
Avg. Stride Freq. [Hz]	2.3	2.4	2.3	2.3	2.3	2.3	2.3	2.2
Avg. Stride Length [m]	5.8	7.3	7.6	7.6	7.5	7.4	7.0	6.8



- [] Ranking at each section and finish
- .-.- No data available at this section
- NA No data available



Horse/Jockey Name	Windflower
Final Rank	7
Fastest Section Time (Section)	0:10.49 (Overall)
Top Speed [km/h] (Section)	64.6 (1200m)
Race State	Finished



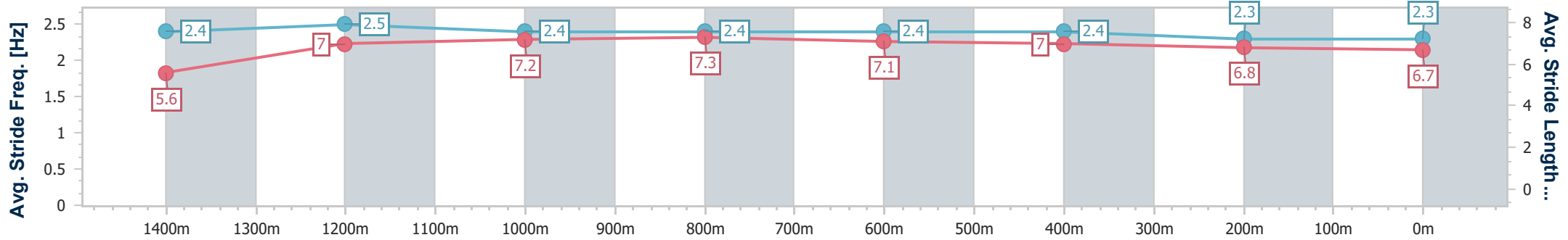
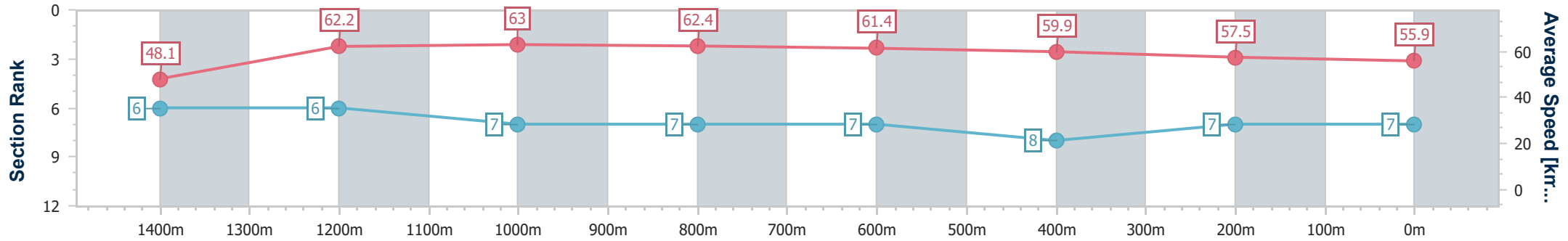
Aquis Park Gold Coast Poly QLD Professional
Race 6: VEOLIA INDUSTRIAL SERVICES Maiden Handicap - 1540m



14 September 2024 - 15:44

Track Rating: Synthetic, Weather: Fine, Rail Position: True

Section	Overall	1400m	1200m	1000m	800m	600m	400m	200m
Section Times	1:34.44 [7] (0:10.49)	1:23.95 [6] (0:11.57)	1:12.38 [6] (0:11.44)	1:00.94 [7] (0:11.55)	0:49.39 [7] (0:11.76)	0:37.63 [7] (0:12.15)	0:25.48 [8] (0:12.60)	0:12.88 [7] (0:12.88)
Average Speed [km/h]	48.1	62.2	63.0	62.4	61.4	59.9	57.5	55.9
Top Speed [km/h]	64.1	64.1	64.6	64.0	62.9	62.0	59.5	56.9
Avg. Dist. to Rail [m]	6.8	0.8	0.6	0.4	1.0	1.9	3.8	4.8
Avg. Stride Freq. [Hz]	2.4	2.5	2.4	2.4	2.4	2.4	2.3	2.3
Avg. Stride Length [m]	5.6	7.0	7.2	7.3	7.1	7.0	6.8	6.7



- [] Ranking at each section and finish
- .-.- No data available at this section
- NA No data available



Horse/Jockey Name	Short Approach
Final Rank	8
Fastest Section Time (Section)	0:10.19 (Overall)
Top Speed [km/h] (Section)	65.3 (1400m)
Race State	Finished



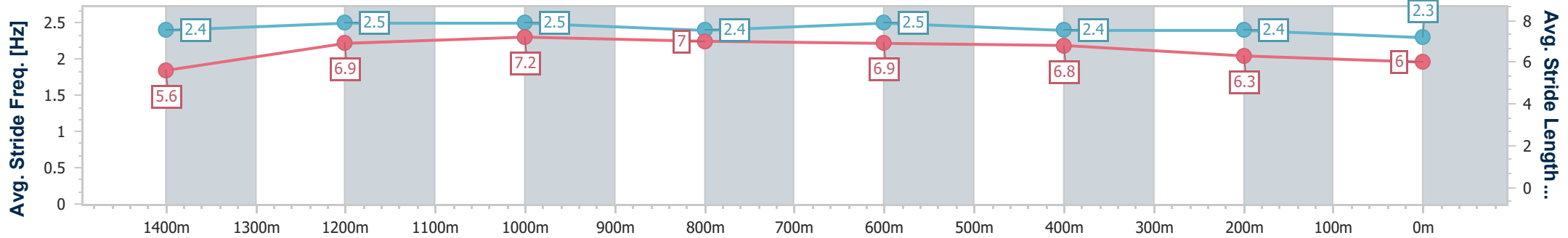
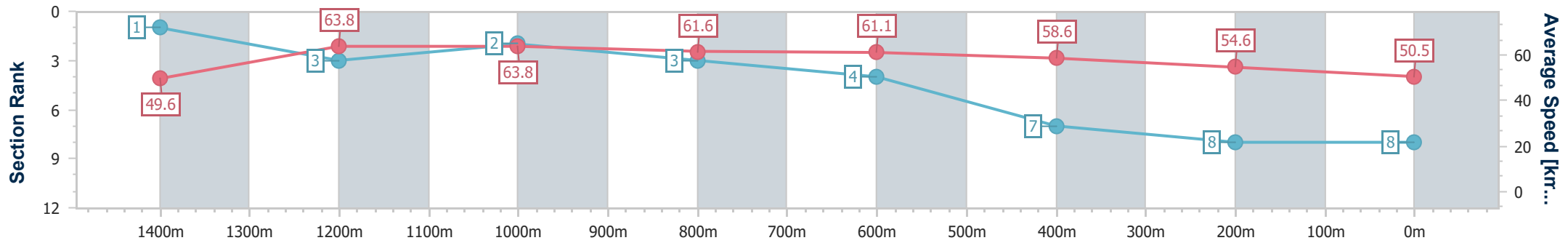
Aquis Park Gold Coast Poly QLD Professional
Race 6: VEOLIA INDUSTRIAL SERVICES Maiden Handicap - 1540m



14 September 2024 - 15:44

Track Rating: Synthetic, Weather: Fine, Rail Position: True

Section	Overall	1400m	1200m	1000m	800m	600m	400m	200m
Section Times	1:36.31 [8] (0:10.19)	1:26.12 [1] (0:11.50)	1:14.62 [3] (0:11.26)	1:03.36 [2] (0:11.74)	0:51.62 [3] (0:11.80)	0:39.82 [4] (0:12.30)	0:27.52 [7] (0:13.17)	0:14.35 [8] (0:14.35)
Average Speed [km/h]	49.6	63.8	63.8	61.6	61.1	58.6	54.6	50.5
Top Speed [km/h]	63.5	65.3	64.8	63.7	62.1	61.0	57.2	54.2
Avg. Dist. to Rail [m]	7.5	2.4	1.8	1.0	0.2	0.4	1.6	2.7
Avg. Stride Freq. [Hz]	2.4	2.5	2.5	2.4	2.5	2.4	2.4	2.3
Avg. Stride Length [m]	5.6	6.9	7.2	7.0	6.9	6.8	6.3	6.0



- [] Ranking at each section and finish
- .-.- No data available at this section
- NA No data available