



# Aquis Park Gold Coast Poly QLD Professional

## Race 7: VEOLIA REMEDIATION SERVICES BENCHMARK 55 Handicap - 1540m

14 September 2024 - 16:23



Track Rating: Synthetic, Weather: Fine, Rail Position: True

Section		Overall	1400m	1200m	1000m	800m	600m	400m	Last 600m				
Field Times		1:33.15 (0:10.22)	1:22.93 (0:11.90)	1:11.03 (0:11.77)	0:59.26 (0:12.10)	0:47.16 (0:11.73)	0:35.43 (0:11.71)	0:23.72 (0:11.77)	0:35.43				
Rank	TAB Horse/Jockey	Barrier	Top Speed [km/h]	Fastest Section									Distance Travelled [m]
1	2 CAPITAL BOSS Dan McGillivray	14	64.3 400m	0:10.96 Overall	1:33.15 [1] (0:10.96)	1:22.19 [11] (0:11.89)	1:10.30 [9] (0:11.87)	0:58.43 [9] (0:11.92)	0:46.51 [8] (0:11.67)	0:34.84 [6] (0:11.42)	0:23.42 [5] (0:11.47)	0:34.84	
2	4 CHERBOURG Corey Sutherland	2	63.4 600m	0:10.65 Overall	1:33.48 [2] (0:10.65)	1:22.83 [6] (0:11.87)	1:10.96 [4] (0:12.01)	0:58.95 [6] (0:11.98)	0:46.97 [6] (0:11.79)	0:35.18 [5] (0:11.48)	0:23.70 [6] (0:11.63)	0:35.18	-11
3	8 BELLE'S BOY Adin Thompson	15	64.1 1400m	0:10.22 Overall	1:33.55 [3] (0:10.22)	1:23.33 [1] (0:11.90)	1:11.43 [1] (0:11.90)	0:59.53 [2] (0:12.23)	0:47.30 [3] (0:11.83)	0:35.47 [4] (0:11.53)	0:23.94 [3] (0:11.66)	0:35.47	-8
4	6 STEP ON FIRE Sophie Wilcock	12	65.9 400m	0:10.64 Overall	1:33.56 [4] (0:10.64)	1:22.92 [5] (0:12.22)	1:10.70 [10] (0:11.85)	0:58.85 [8] (0:12.07)	0:46.78 [9] (0:11.86)	0:34.92 [12] (0:11.69)	0:23.23 [10] (0:11.43)	0:34.92	+6
5	10 COME ON EILEEN Jai Williams	17	63.3 600m	0:10.54 Overall	1:33.67 [5] (0:10.54)	1:23.13 [3] (0:12.06)	1:11.07 [5] (0:11.95)	0:59.12 [7] (0:12.09)	0:47.03 [7] (0:11.81)	0:35.22 [7] (0:11.61)	0:23.61 [8] (0:11.70)	0:35.22	-7
6	5 PRIMARY WITNESS Michael Murphy	11	64.0 800m	0:11.16 Overall	1:33.80 [6] (0:11.16)	1:22.64 [12] (0:11.81)	1:10.83 [11] (0:12.09)	0:58.74 [12] (0:12.00)	0:46.74 [12] (0:11.53)	0:35.21 [10] (0:11.57)	0:23.64 [9] (0:11.70)	0:35.21	-6
7	7 YOU AND I Jackson Morris	6	64.7 600m	0:10.80 Overall	1:33.84 [7] (0:10.80)	1:23.04 [8] (0:12.26)	1:10.78 [12] (0:11.91)	0:58.87 [11] (0:12.02)	0:46.85 [11] (0:11.48)	0:35.37 [9] (0:11.42)	0:23.95 [7] (0:11.78)	0:35.37	-3
8	3 MISS SHU Michael Cahill	8	63.8 600m	0:10.40 Overall	1:33.89 [8] (0:10.40)	1:23.49 [2] (0:11.89)	1:11.60 [3] (0:11.88)	0:59.72 [3] (0:12.10)	0:47.62 [4] (0:11.73)	0:35.89 [3] (0:11.55)	0:24.34 [2] (0:11.94)	0:35.89	-3
9	12 MULLUMOVA Micheal Hellyer	9	64.2 1400m	0:10.63 Overall	1:34.15 [9] (0:10.63)	1:23.52 [4] (0:11.60)	1:11.92 [2] (0:11.66)	1:00.26 [1] (0:12.10)	0:48.16 [1] (0:11.73)	0:36.43 [1] (0:11.71)	0:24.72 [1] (0:12.03)	0:36.43	-11
10	11 WORLD ATLAS Rikki Jamieson	1	63.0 600m	0:10.88 Overall	1:34.81 [10] (0:10.88)	1:23.93 [9] (0:11.87)	1:12.06 [8] (0:12.06)	1:00.00 [10] (0:12.06)	0:47.94 [10] (0:11.74)	0:36.20 [11] (0:11.74)	0:24.46 [11] (0:12.00)	0:36.20	-8

Did Not Finish: Sierra De Gredos (#1)

Scratched: Midnight Boom (#15), Maple Door (#14), The Wellian (#16), Better Strings (#17), Mrs Gossip (#9)

[ ] Ranking at each section and finish  
 -:-:- No data available at this section  
 NA No data available

SCN Saddle cloth number  
 DNF Did not finish  
 DNT Did not track



**Aquis Park Gold Coast Poly QLD Professional**  
**Race 7: VEOLIA REMEDIATION SERVICES BENCHMARK 55 Handicap - 1540m**  
**14 September 2024 - 16:23**



Track Rating: Synthetic, Weather: Fine, Rail Position: True

Section	Overall	1400m	1200m	1000m	800m	600m	400m	Last 600m
Field Times	1:33.15 (0:10.22)	1:22.93 (0:11.90)	1:11.03 (0:11.77)	0:59.26 (0:12.10)	0:47.16 (0:11.73)	0:35.43 (0:11.71)	0:23.72 (0:11.77)	0:35.43

Rank	TAB	Horse/Jockey	Barrier	Top Speed [km/h]	Fastest Section	Distance Travelled [m]
11	13	<b>AVOID THE MISSTRES</b>	3	63.4	0:10.91	-4
		Jade Hampson		1400m	Overall	

Did Not Finish: Sierra De Gredos (#1)

Scratched: Midnight Boom (#15), Maple Door (#14), The Wellian (#16), Better Strings (#17), Mrs Gossip (#9)

[ ] Ranking at each section and finish  
 -:-:- No data available at this section  
 NA No data available

SCN Saddle cloth number  
 DNF Did not finish  
 DNT Did not track



**Aquis Park Gold Coast Poly QLD Professional**  
**Race 7: VEOLIA REMEDIATION SERVICES BENCHMARK 55 Handicap - 1540m**  
**14 September 2024 - 16:23**



Track Rating: Synthetic, Weather: Fine, Rail Position: True

Section				200m				Last 600m	
Field Times				0:11.95 (0:11.95)				0:35.43	
Rank	TAB	Horse/Jockey	Barrier	Top Speed [km/h]	Fastest Section	Margin			Distance Travelled [m]
1	2	<b>CAPITAL BOSS</b> Dan McGillivray	14	64.3 400m	0:10.96 Overall	0:11.95 [1] (0:11.95)	1:33.15		0:34.84
2	4	<b>CHERBOURG</b> Corey Sutherland	2	63.4 600m	0:10.65 Overall	0:12.07 [3] (0:12.07)	1.8L		0:35.18 -11
3	8	<b>BELLE'S BOY</b> Adin Thompson	15	64.1 1400m	0:10.22 Overall	0:12.28 [2] (0:12.28)	2.1L		0:35.47 -8
4	6	<b>STEP ON FIRE</b> Sophie Wilcock	12	65.9 400m	0:10.64 Overall	0:11.80 [7] (0:11.80)	2.2L		0:34.92 +6
5	10	<b>COME ON EILEEN</b> Jai Williams	17	63.3 600m	0:10.54 Overall	0:11.91 [8] (0:11.91)	2.7L		0:35.22 -7
6	5	<b>PRIMARY WITNESS</b> Michael Murphy	11	64.0 800m	0:11.16 Overall	0:11.94 [9] (0:11.94)	3.5L		0:35.21 -6
7	7	<b>YOU AND I</b> Jackson Morris	6	64.7 600m	0:10.80 Overall	0:12.17 [6] (0:12.17)	3.7L		0:35.37 -3
8	3	<b>MISS SHU</b> Michael Cahill	8	63.8 600m	0:10.40 Overall	0:12.40 [5] (0:12.40)	3.9L		0:35.89 -3
9	12	<b>MULLUMOVA</b> Micheal Hellyer	9	64.2 1400m	0:10.63 Overall	0:12.69 [4] (0:12.69)	5.2L		0:36.43 -11
10	11	<b>WORLD ATLAS</b> Rikki Jamieson	1	63.0 600m	0:10.88 Overall	0:12.46 [11] (0:12.46)	9L		0:36.20 -8

Did Not Finish: Sierra De Gredos (#1)

Scratched: Midnight Boom (#15), Maple Door (#14), The Wellian (#16), Better Strings (#17), Mrs Gossip (#9)

[ ] Ranking at each section and finish  
 -:-:- No data available at this section  
 NA No data available

SCN Saddle cloth number  
 DNF Did not finish  
 DNT Did not track



**Aquis Park Gold Coast Poly QLD Professional**  
**Race 7: VEOLIA REMEDIATION SERVICES BENCHMARK 55 Handicap - 1540m**  
**14 September 2024 - 16:23**



Track Rating: Synthetic, Weather: Fine, Rail Position: True

Section		200m		Last 600m		
Field Times		0:11.95 (0:11.95)		0:35.43		
Rank	TAB Horse/Jockey	Barrier	Top Speed [km/h]	Fastest Section	Margin	Distance Travelled [m]
11	13 AVOID THE MISSTRES	3	63.4	0:10.91	0:13.07 [10]	10.8L
	Jade Hampson		1400m	Overall	(0:13.07)	0:37.22 -4

Did Not Finish: Sierra De Gredos (#1)

Scratched: Midnight Boom (#15), Maple Door (#14), The Wellian (#16), Better Strings (#17), Mrs Gossip (#9)

[ ] Ranking at each section and finish  
 -:-:- No data available at this section  
 NA No data available

SCN Saddle cloth number  
 DNF Did not finish  
 DNT Did not track



Horse/Jockey Name	Capital Boss
Final Rank	1
Fastest Section Time (Section)	0:10.96 (Overall)
Top Speed [km/h] (Section)	64.3 (400m)
Race State	Finished



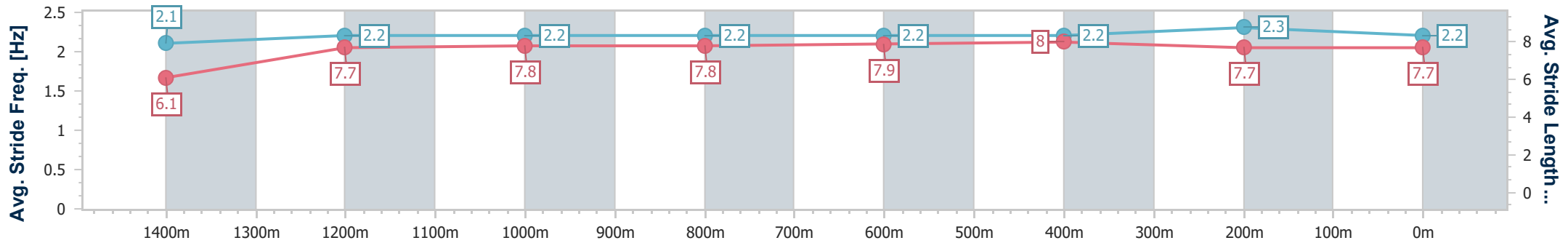
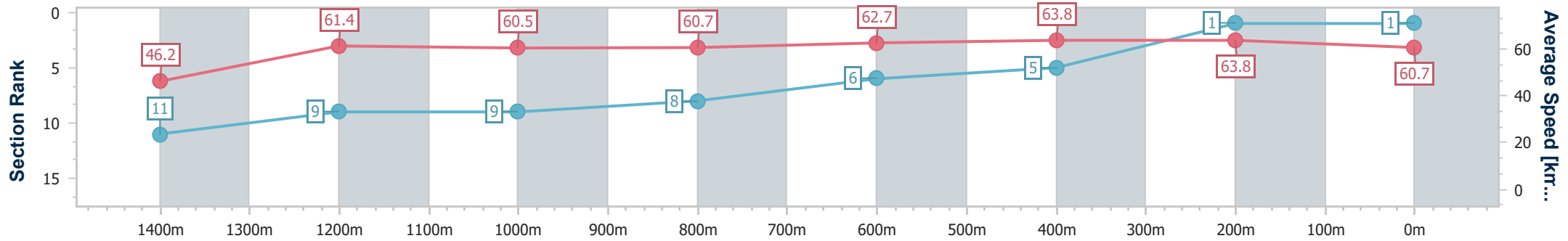
Aquis Park Gold Coast Poly QLD Professional  
Race 7: VEOLIA REMEDIATION SERVICES BENCHMARK 55  
Handicap - 1540m



14 September 2024 - 16:23

Track Rating: Synthetic, Weather: Fine, Rail Position: True

Section	Overall	1400m	1200m	1000m	800m	600m	400m	200m
Section Times	1:33.15 [1] (0:10.96)	1:22.19 [11] (0:11.89)	1:10.30 [9] (0:11.87)	0:58.43 [9] (0:11.92)	0:46.51 [8] (0:11.67)	0:34.84 [6] (0:11.42)	0:23.42 [5] (0:11.47)	0:11.95 [1] (0:11.95)
Average Speed [km/h]	46.2	61.4	60.5	60.7	62.7	63.8	63.8	60.7
Top Speed [km/h]	60.2	62.6	62.4	62.2	63.7	64.1	64.3	62.7
Avg. Dist. to Rail [m]	7.2	1.6	1.4	2.0	2.2	2.7	6.3	7.5
Avg. Stride Freq. [Hz]	2.1	2.2	2.2	2.2	2.2	2.2	2.3	2.2
Avg. Stride Length [m]	6.1	7.7	7.8	7.8	7.9	8.0	7.7	7.7



- [ ] Ranking at each section and finish
- .-.- No data available at this section
- NA No data available



Horse/Jockey Name	Cherbourg
Final Rank	2
Fastest Section Time (Section)	0:10.65 (Overall)
Top Speed [km/h] (Section)	63.4 (600m)
Race State	Finished



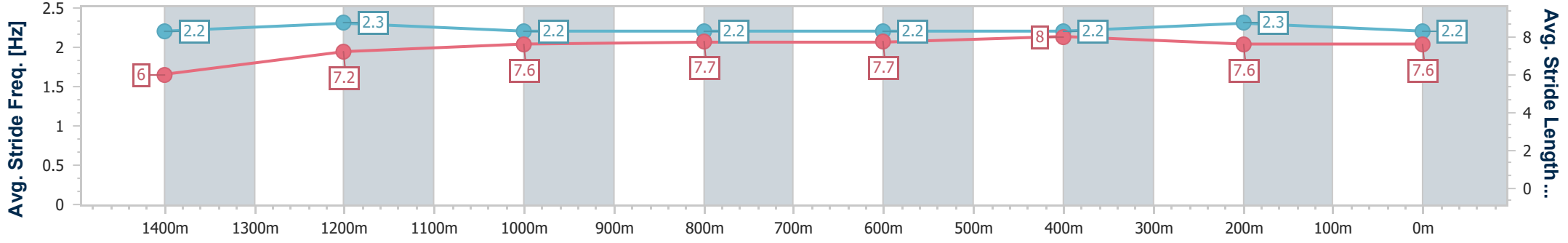
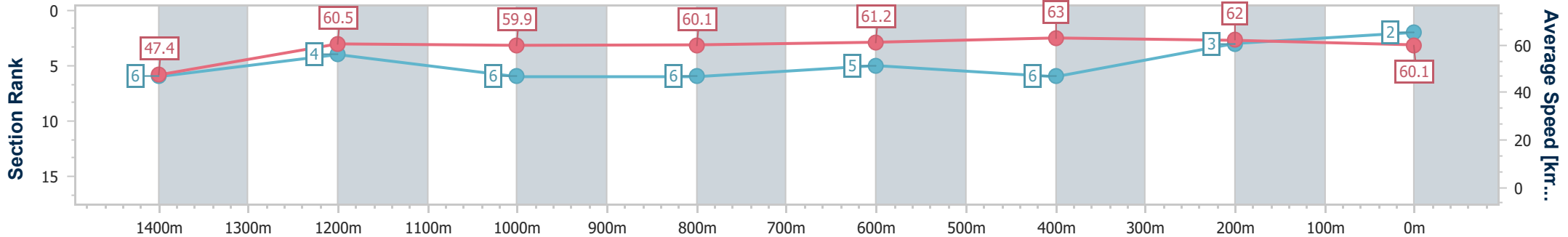
Aquis Park Gold Coast Poly QLD Professional  
 Race 7: VEOLIA REMEDIATION SERVICES BENCHMARK 55  
 Handicap - 1540m



14 September 2024 - 16:23

Track Rating: Synthetic, Weather: Fine, Rail Position: True

Section	Overall	1400m	1200m	1000m	800m	600m	400m	200m
Section Times	1:33.48 [2] (0:10.65)	1:22.83 [6] (0:11.87)	1:10.96 [4] (0:12.01)	0:58.95 [6] (0:11.98)	0:46.97 [6] (0:11.79)	0:35.18 [5] (0:11.48)	0:23.70 [6] (0:11.63)	0:12.07 [3] (0:12.07)
Average Speed [km/h]	47.4	60.5	59.9	60.1	61.2	63.0	62.0	60.1
Top Speed [km/h]	61.0	62.4	60.7	60.5	62.1	63.4	62.9	61.8
Avg. Dist. to Rail [m]	2.2	0.3	0.1	0.1	0.2	0.7	3.9	6.4
Avg. Stride Freq. [Hz]	2.2	2.3	2.2	2.2	2.2	2.2	2.3	2.2
Avg. Stride Length [m]	6.0	7.2	7.6	7.7	7.7	8.0	7.6	7.6



- [ ] Ranking at each section and finish
- .-.- No data available at this section
- NA No data available



Horse/Jockey Name	Belle's Boy
Final Rank	3
Fastest Section Time (Section)	0:10.22 (Overall)
Top Speed [km/h] (Section)	64.1 (1400m)
Race State	Finished



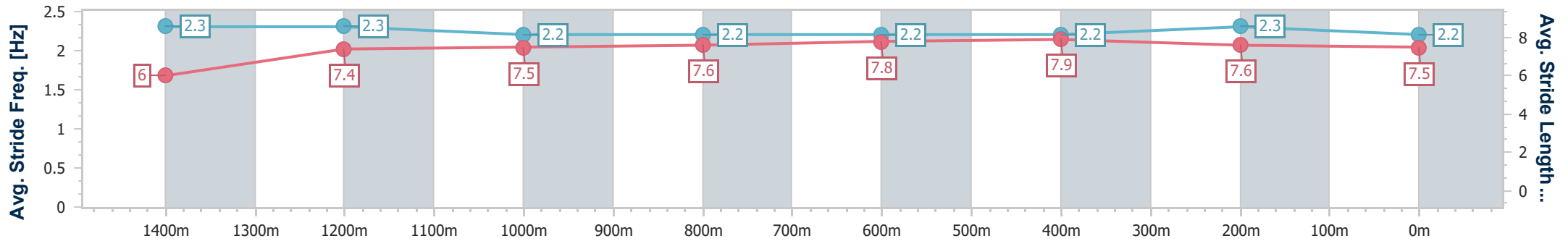
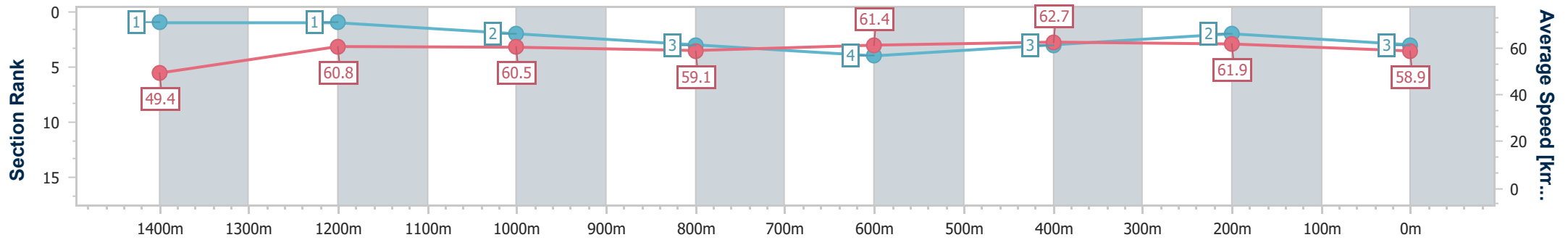
Aquis Park Gold Coast Poly QLD Professional  
 Race 7: VEOLIA REMEDIATION SERVICES BENCHMARK 55  
 Handicap - 1540m



14 September 2024 - 16:23

Track Rating: Synthetic, Weather: Fine, Rail Position: True

Section	Overall	1400m	1200m	1000m	800m	600m	400m	200m
Section Times	1:33.55 [3] (0:10.22)	1:23.33 [1] (0:11.90)	1:11.43 [1] (0:11.90)	0:59.53 [2] (0:12.23)	0:47.30 [3] (0:11.83)	0:35.47 [4] (0:11.53)	0:23.94 [3] (0:11.66)	0:12.28 [2] (0:12.28)
Average Speed [km/h]	49.4	60.8	60.5	59.1	61.4	62.7	61.9	58.9
Top Speed [km/h]	63.6	64.1	61.7	59.8	61.9	63.5	63.1	60.9
Avg. Dist. to Rail [m]	8.0	0.8	1.1	1.9	1.2	0.5	1.8	2.6
Avg. Stride Freq. [Hz]	2.3	2.3	2.2	2.2	2.2	2.2	2.3	2.2
Avg. Stride Length [m]	6.0	7.4	7.5	7.6	7.8	7.9	7.6	7.5



- [ ] Ranking at each section and finish
- .-.-.- No data available at this section
- NA No data available



Horse/Jockey Name	Step On Fire
Final Rank	4
Fastest Section Time (Section)	0:10.64 (Overall)
Top Speed [km/h] (Section)	65.9 (400m)
Race State	Finished



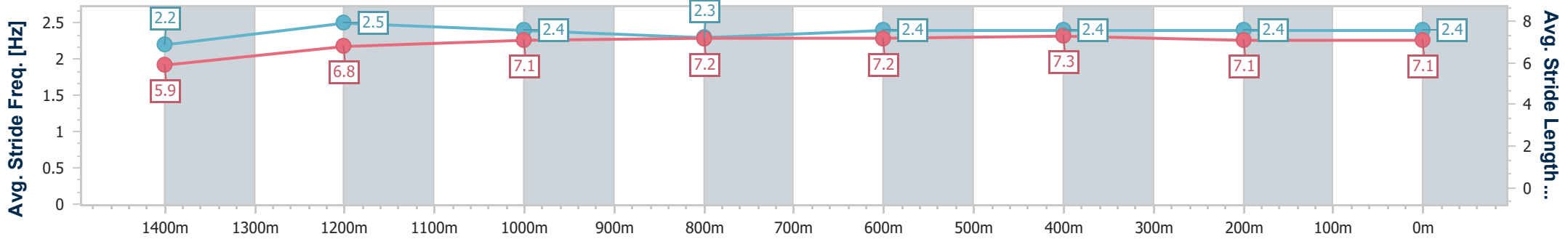
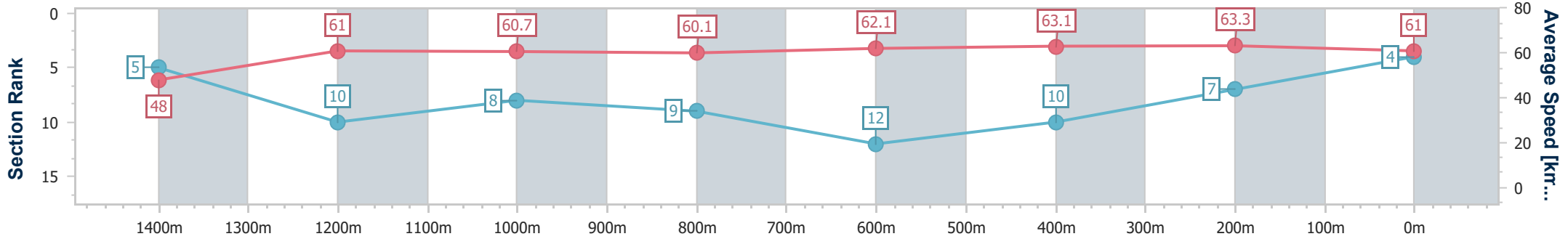
Aquis Park Gold Coast Poly QLD Professional  
Race 7: VEOLIA REMEDIATION SERVICES BENCHMARK 55  
Handicap - 1540m



14 September 2024 - 16:23

Track Rating: Synthetic, Weather: Fine, Rail Position: True

Section	Overall	1400m	1200m	1000m	800m	600m	400m	200m
Section Times	1:33.56 [4] (0:10.64)	1:22.92 [5] (0:12.22)	1:10.70 [10] (0:11.85)	0:58.85 [8] (0:12.07)	0:46.78 [9] (0:11.86)	0:34.92 [12] (0:11.69)	0:23.23 [10] (0:11.43)	0:11.80 [7] (0:11.80)
Average Speed [km/h]	48.0	61.0	60.7	60.1	62.1	63.1	63.3	61.0
Top Speed [km/h]	59.0	62.9	61.8	61.1	63.5	64.3	65.9	63.2
Avg. Dist. to Rail [m]	7.1	4.7	4.8	3.3	3.5	4.7	4.9	7.9
Avg. Stride Freq. [Hz]	2.2	2.5	2.4	2.3	2.4	2.4	2.4	2.4
Avg. Stride Length [m]	5.9	6.8	7.1	7.2	7.2	7.3	7.1	7.1



- [ ] Ranking at each section and finish
- .-.- No data available at this section
- NA No data available





Horse/Jockey Name	Come On Eileen
Final Rank	5
Fastest Section Time (Section)	0:10.54 (Overall)
Top Speed [km/h] (Section)	63.3 (600m)
Race State	Finished



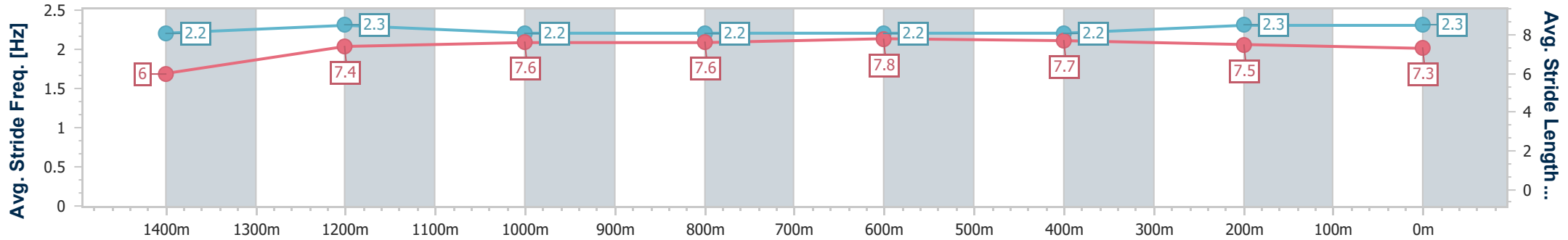
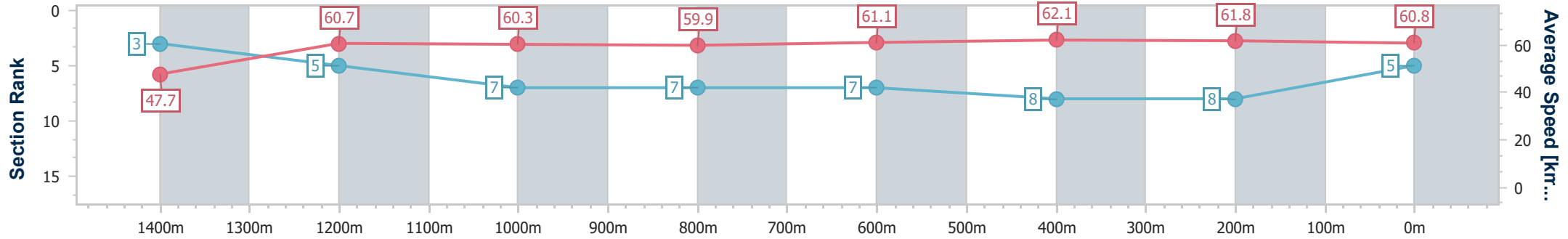
Aquis Park Gold Coast Poly QLD Professional  
 Race 7: VEOLIA REMEDIATION SERVICES BENCHMARK 55  
 Handicap - 1540m



14 September 2024 - 16:23

Track Rating: Synthetic, Weather: Fine, Rail Position: True

Section	Overall	1400m	1200m	1000m	800m	600m	400m	200m
Section Times	1:33.67 [5] (0:10.54)	1:23.13 [3] (0:12.06)	1:11.07 [5] (0:11.95)	0:59.12 [7] (0:12.09)	0:47.03 [7] (0:11.81)	0:35.22 [7] (0:11.61)	0:23.61 [8] (0:11.70)	0:11.91 [8] (0:11.91)
Average Speed [km/h]	47.7	60.7	60.3	59.9	61.1	62.1	61.8	60.8
Top Speed [km/h]	63.1	62.8	61.2	61.2	62.5	63.3	62.8	62.6
Avg. Dist. to Rail [m]	9.2	2.0	1.5	1.3	0.4	0.5	2.4	3.3
Avg. Stride Freq. [Hz]	2.2	2.3	2.2	2.2	2.2	2.2	2.3	2.3
Avg. Stride Length [m]	6.0	7.4	7.6	7.6	7.8	7.7	7.5	7.3



- [ ] Ranking at each section and finish
- .-.- No data available at this section
- NA No data available



Horse/Jockey Name	Primary Witness
Final Rank	6
Fastest Section Time (Section)	0:11.16 (Overall)
Top Speed [km/h] (Section)	64.0 (800m)
Race State	Finished



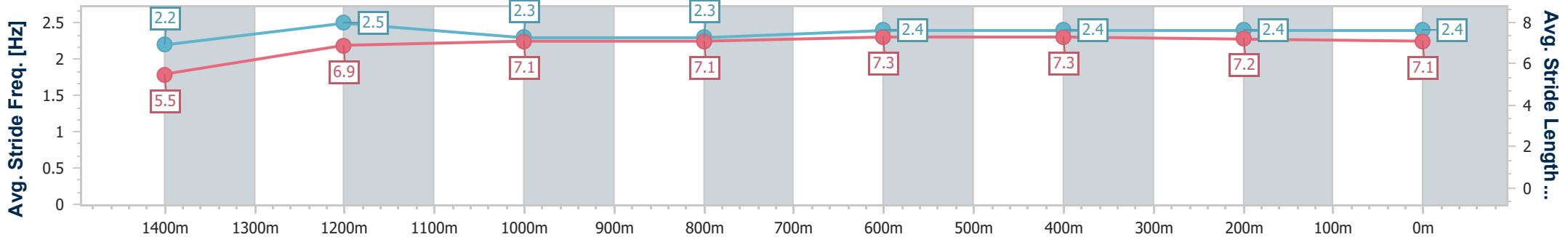
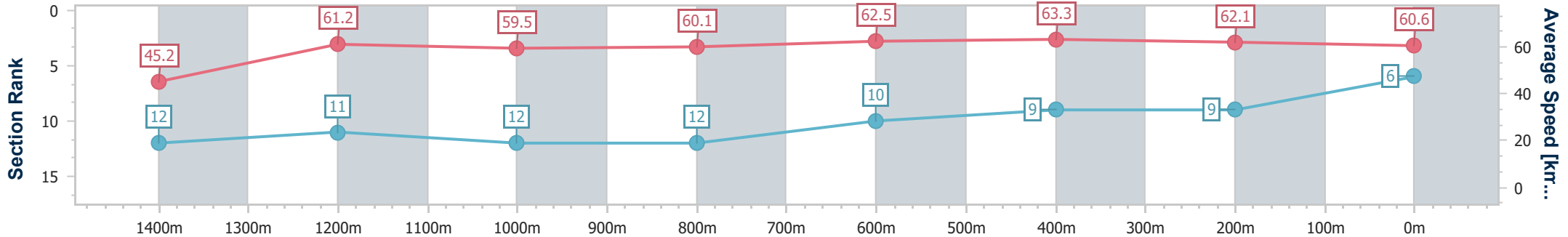
Aquis Park Gold Coast Poly QLD Professional  
 Race 7: VEOLIA REMEDIATION SERVICES BENCHMARK 55  
 Handicap - 1540m



14 September 2024 - 16:23

Track Rating: Synthetic, Weather: Fine, Rail Position: True

Section	Overall	1400m	1200m	1000m	800m	600m	400m	200m
Section Times	1:33.80 [6] (0:11.16)	1:22.64 [12] (0:11.81)	1:10.83 [11] (0:12.09)	0:58.74 [12] (0:12.00)	0:46.74 [12] (0:11.53)	0:35.21 [10] (0:11.57)	0:23.64 [9] (0:11.70)	0:11.94 [9] (0:11.94)
Average Speed [km/h]	45.2	61.2	59.5	60.1	62.5	63.3	62.1	60.6
Top Speed [km/h]	58.6	63.1	60.7	61.2	64.0	63.7	63.5	62.2
Avg. Dist. to Rail [m]	6.0	0.4	0.3	0.1	0.6	2.9	5.4	6.9
Avg. Stride Freq. [Hz]	2.2	2.5	2.3	2.3	2.4	2.4	2.4	2.4
Avg. Stride Length [m]	5.5	6.9	7.1	7.1	7.3	7.3	7.2	7.1



- [ ] Ranking at each section and finish
- .-.- No data available at this section
- NA No data available



Horse/Jockey Name	You And I
Final Rank	7
Fastest Section Time (Section)	0:10.80 (Overall)
Top Speed [km/h] (Section)	64.7 (600m)
Race State	Finished



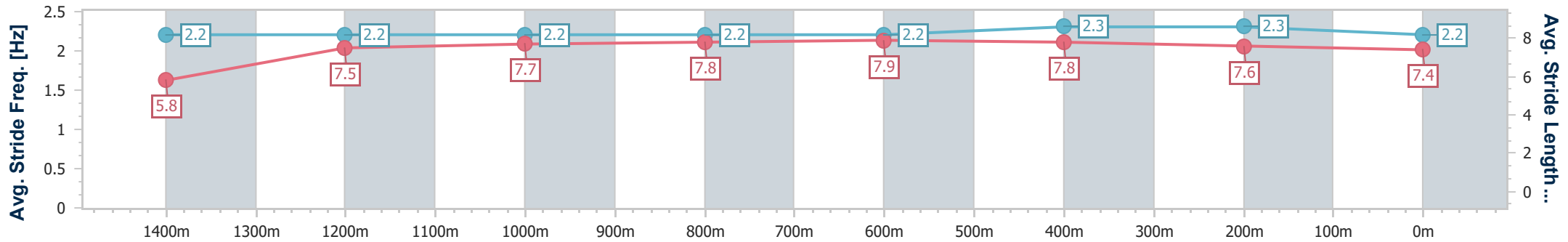
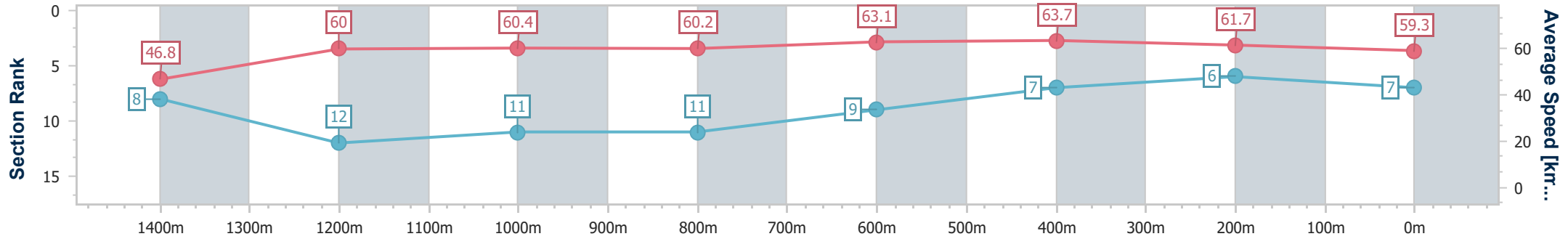
Aquis Park Gold Coast Poly QLD Professional  
 Race 7: VEOLIA REMEDIATION SERVICES BENCHMARK 55  
 Handicap - 1540m



14 September 2024 - 16:23

Track Rating: Synthetic, Weather: Fine, Rail Position: True

Section	Overall	1400m	1200m	1000m	800m	600m	400m	200m
Section Times	1:33.84 [7] (0:10.80)	1:23.04 [8] (0:12.26)	1:10.78 [12] (0:11.91)	0:58.87 [11] (0:12.02)	0:46.85 [11] (0:11.48)	0:35.37 [9] (0:11.42)	0:23.95 [7] (0:11.78)	0:12.17 [6] (0:12.17)
Average Speed [km/h]	46.8	60.0	60.4	60.2	63.1	63.7	61.7	59.3
Top Speed [km/h]	61.5	61.7	61.5	61.4	64.1	64.7	63.8	60.4
Avg. Dist. to Rail [m]	4.6	2.7	1.8	1.6	1.1	2.3	3.7	4.3
Avg. Stride Freq. [Hz]	2.2	2.2	2.2	2.2	2.2	2.3	2.3	2.2
Avg. Stride Length [m]	5.8	7.5	7.7	7.8	7.9	7.8	7.6	7.4



- [ ] Ranking at each section and finish
- .-.- No data available at this section
- NA No data available



Horse/Jockey Name	Miss Shu
Final Rank	8
Fastest Section Time (Section)	0:10.40 (Overall)
Top Speed [km/h] (Section)	63.8 (600m)
Race State	Finished



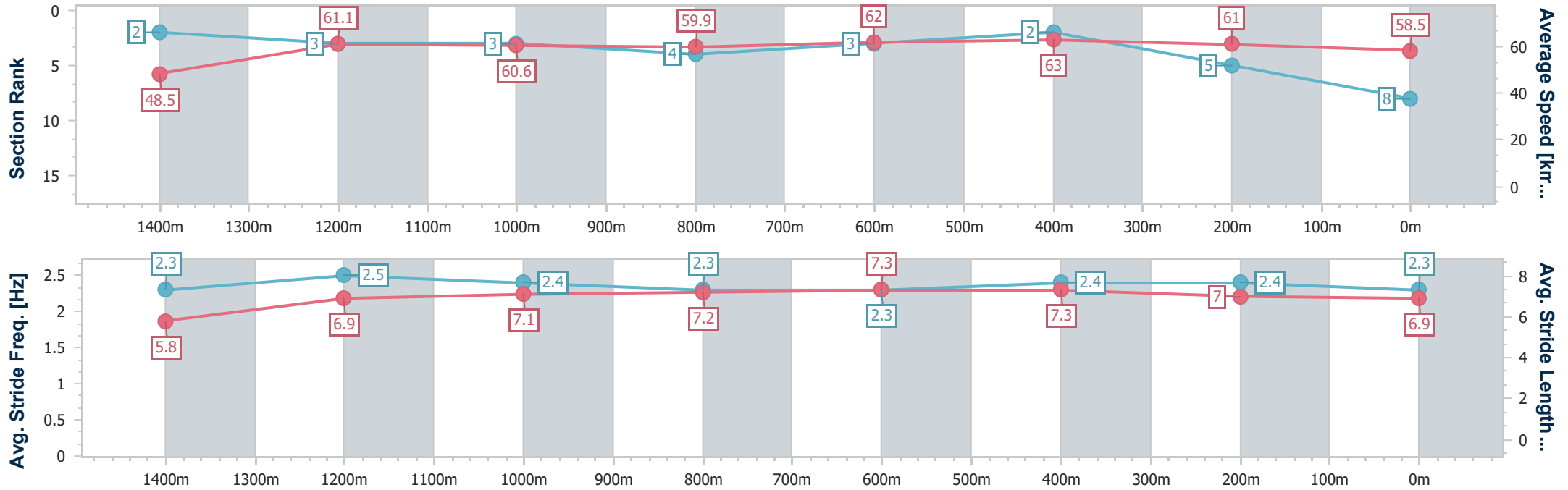
Aquis Park Gold Coast Poly QLD Professional  
 Race 7: VEOLIA REMEDIATION SERVICES BENCHMARK 55  
 Handicap - 1540m



14 September 2024 - 16:23

Track Rating: Synthetic, Weather: Fine, Rail Position: True

Section	Overall	1400m	1200m	1000m	800m	600m	400m	200m
Section Times	1:33.89 [8] (0:10.40)	1:23.49 [2] (0:11.89)	1:11.60 [3] (0:11.88)	0:59.72 [3] (0:12.10)	0:47.62 [4] (0:11.73)	0:35.89 [3] (0:11.55)	0:24.34 [2] (0:11.94)	0:12.40 [5] (0:12.40)
Average Speed [km/h]	48.5	61.1	60.6	59.9	62.0	63.0	61.0	58.5
Top Speed [km/h]	62.2	62.2	61.8	61.6	63.3	63.8	62.8	61.0
Avg. Dist. to Rail [m]	4.9	1.4	1.7	1.7	2.0	2.3	5.7	8.3
Avg. Stride Freq. [Hz]	2.3	2.5	2.4	2.3	2.3	2.4	2.4	2.3
Avg. Stride Length [m]	5.8	6.9	7.1	7.2	7.3	7.3	7.0	6.9



- [ ] Ranking at each section and finish
- .-.- No data available at this section
- NA No data available



Horse/Jockey Name	Mullumova
Final Rank	9
Fastest Section Time (Section)	0:10.63 (Overall)
Top Speed [km/h] (Section)	64.2 (1400m)
Race State	Finished



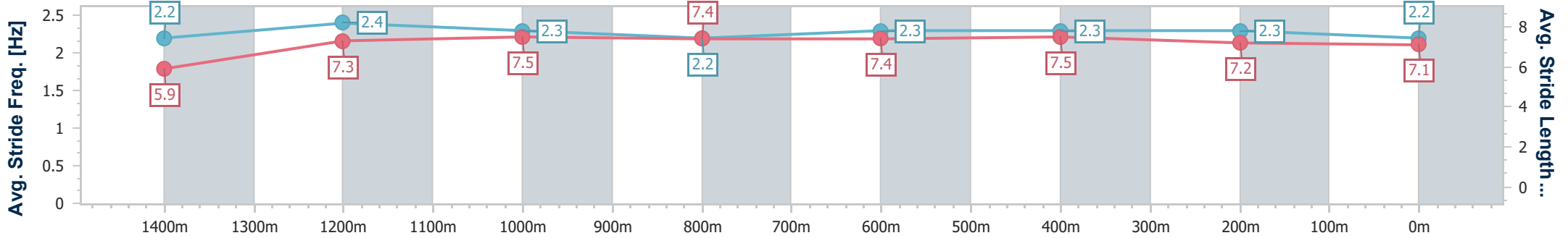
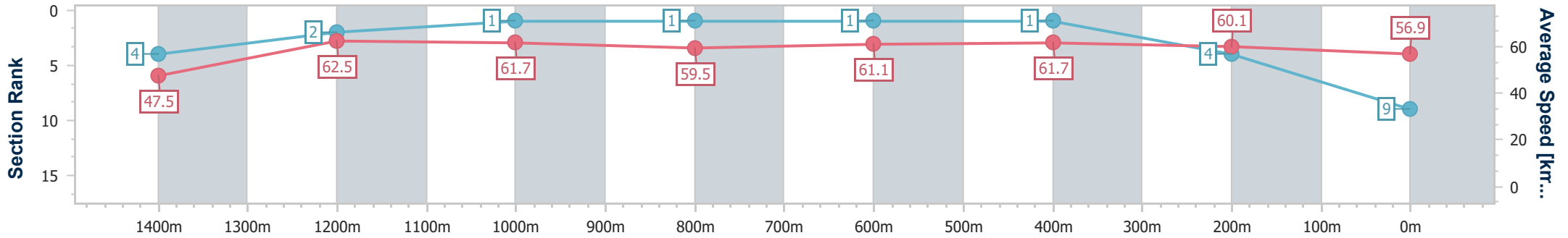
Aquis Park Gold Coast Poly QLD Professional  
 Race 7: VEOLIA REMEDIATION SERVICES BENCHMARK 55  
 Handicap - 1540m



14 September 2024 - 16:23

Track Rating: Synthetic, Weather: Fine, Rail Position: True

Section	Overall	1400m	1200m	1000m	800m	600m	400m	200m
Section Times	1:34.15 [9] (0:10.63)	1:23.52 [4] (0:11.60)	1:11.92 [2] (0:11.66)	1:00.26 [1] (0:12.10)	0:48.16 [1] (0:11.73)	0:36.43 [1] (0:11.71)	0:24.72 [1] (0:12.03)	0:12.69 [4] (0:12.69)
Average Speed [km/h]	47.5	62.5	61.7	59.5	61.1	61.7	60.1	56.9
Top Speed [km/h]	64.0	64.2	63.4	60.5	61.8	62.5	61.0	58.4
Avg. Dist. to Rail [m]	5.5	0.9	0.7	0.7	0.5	0.7	1.6	1.7
Avg. Stride Freq. [Hz]	2.2	2.4	2.3	2.2	2.3	2.3	2.3	2.2
Avg. Stride Length [m]	5.9	7.3	7.5	7.4	7.4	7.5	7.2	7.1



- [ ] Ranking at each section and finish
- .-.- No data available at this section
- NA No data available



Horse/Jockey Name	World Atlas
Final Rank	10
Fastest Section Time (Section)	0:10.88 (Overall)
Top Speed [km/h] (Section)	63.0 (600m)
Race State	Finished



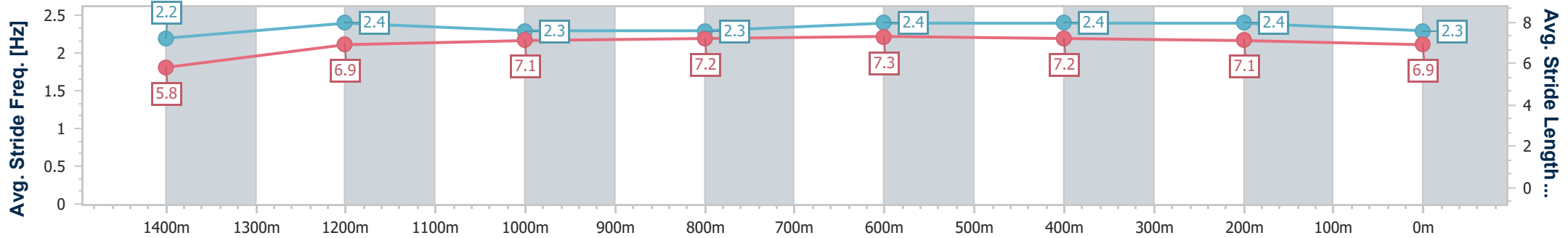
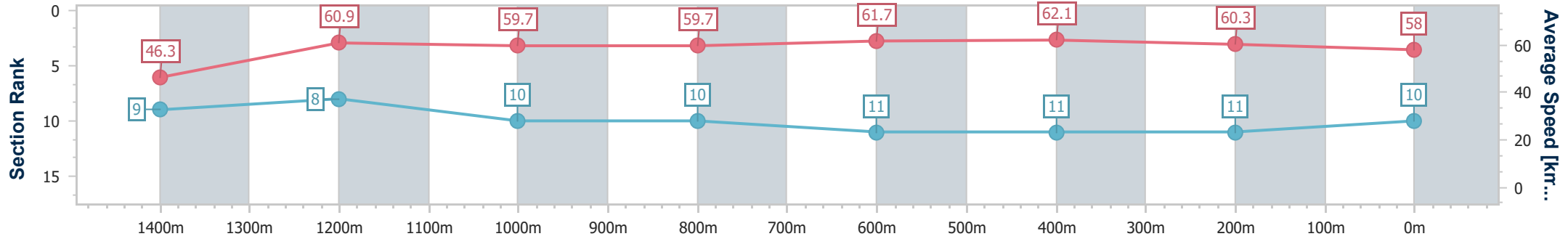
Aquis Park Gold Coast Poly QLD Professional  
 Race 7: VEOLIA REMEDIATION SERVICES BENCHMARK 55  
 Handicap - 1540m



14 September 2024 - 16:23

Track Rating: Synthetic, Weather: Fine, Rail Position: True

Section	Overall	1400m	1200m	1000m	800m	600m	400m	200m
Section Times	1:34.81 [10] (0:10.88)	1:23.93 [9] (0:11.87)	1:12.06 [8] (0:12.06)	1:00.00 [10] (0:12.06)	0:47.94 [10] (0:11.74)	0:36.20 [11] (0:11.74)	0:24.46 [11] (0:12.00)	0:12.46 [11] (0:12.46)
Average Speed [km/h]	46.3	60.9	59.7	59.7	61.7	62.1	60.3	58.0
Top Speed [km/h]	58.5	62.8	60.6	61.1	62.1	63.0	62.5	58.5
Avg. Dist. to Rail [m]	1.7	0.6	0.9	0.6	1.0	1.9	2.5	3.9
Avg. Stride Freq. [Hz]	2.2	2.4	2.3	2.3	2.4	2.4	2.4	2.3
Avg. Stride Length [m]	5.8	6.9	7.1	7.2	7.3	7.2	7.1	6.9



- [ ] Ranking at each section and finish
- .-.- No data available at this section
- NA No data available



Horse/Jockey Name	Avoid The Misstres
Final Rank	11
Fastest Section Time (Section)	0:10.91 (Overall)
Top Speed [km/h] (Section)	63.4 (1400m)
Race State	Finished



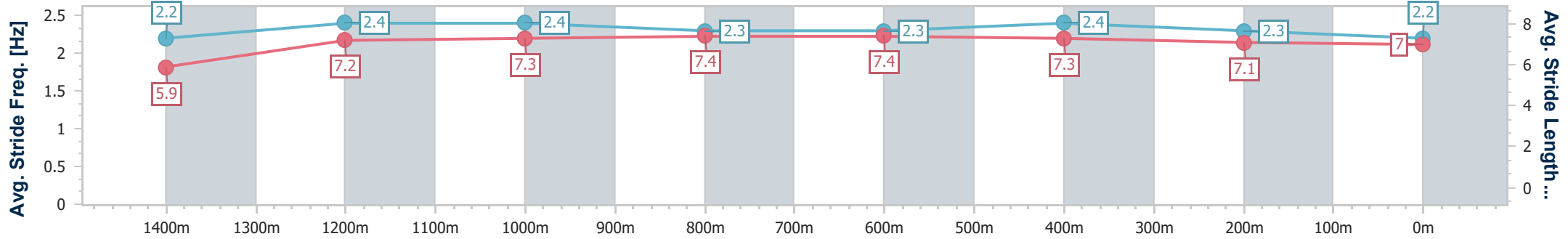
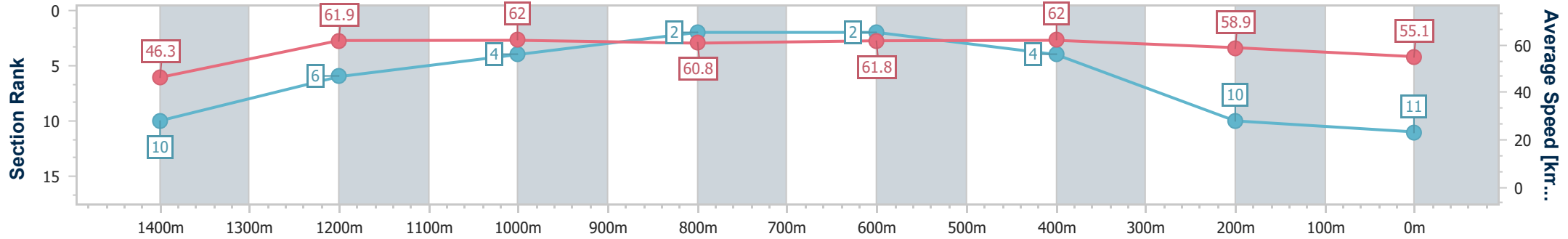
Aquis Park Gold Coast Poly QLD Professional  
Race 7: VEOLIA REMEDIATION SERVICES BENCHMARK 55  
Handicap - 1540m



14 September 2024 - 16:23

Track Rating: Synthetic, Weather: Fine, Rail Position: True

Section	Overall	1400m	1200m	1000m	800m	600m	400m	200m
Section Times	1:35.14 [11] (0:10.91)	1:24.23 [10] (0:11.72)	1:12.51 [6] (0:11.61)	1:00.90 [4] (0:11.92)	0:48.98 [2] (0:11.76)	0:37.22 [2] (0:11.77)	0:25.45 [4] (0:12.38)	0:13.07 [10] (0:13.07)
Average Speed [km/h]	46.3	61.9	62.0	60.8	61.8	62.0	58.9	55.1
Top Speed [km/h]	61.3	63.4	62.9	61.6	62.5	63.1	61.3	56.8
Avg. Dist. to Rail [m]	2.5	1.1	3.1	2.7	1.8	2.5	7.0	9.9
Avg. Stride Freq. [Hz]	2.2	2.4	2.4	2.3	2.3	2.4	2.3	2.2
Avg. Stride Length [m]	5.9	7.2	7.3	7.4	7.4	7.3	7.1	7.0



- [ ] Ranking at each section and finish
- .-.- No data available at this section
- NA No data available



Horse/Jockey Name	Sierra De Gredos
Final Rank	2147483647
Fastest Section Time (Section)	0:10.71 (Overall)
Top Speed [km/h] (Section)	62.4 (1200m)
Race State	DidNotFinish



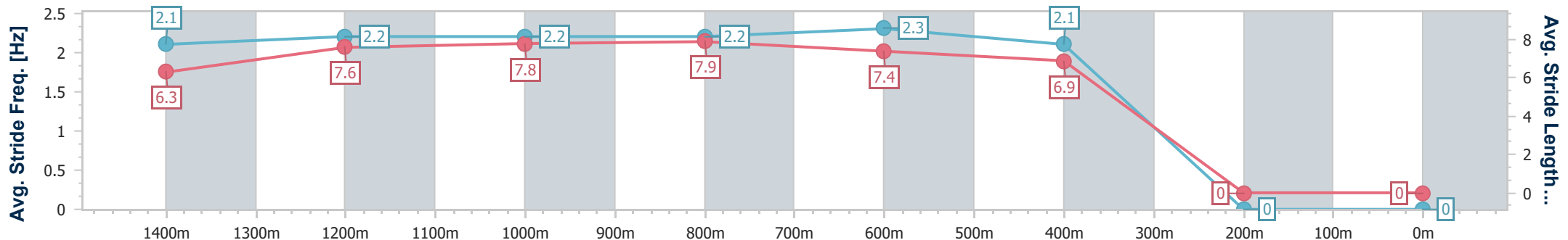
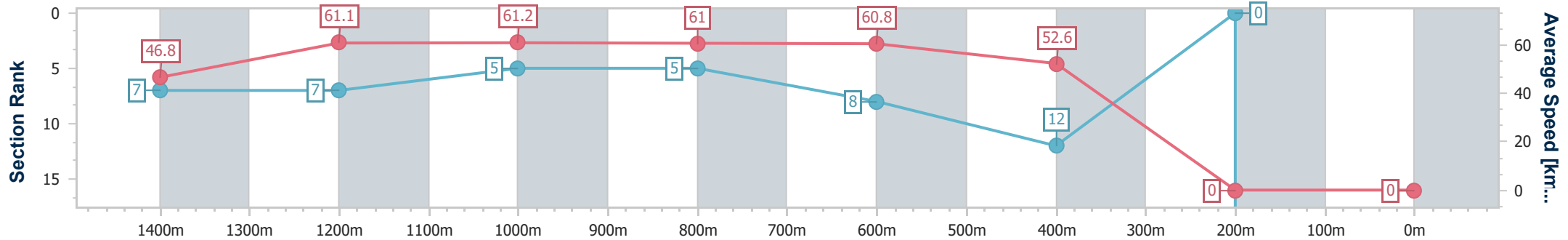
Aquis Park Gold Coast Poly QLD Professional  
 Race 7: VEOLIA REMEDIATION SERVICES BENCHMARK 55  
 Handicap - 1540m



14 September 2024 - 16:23

Track Rating: Synthetic, Weather: Fine, Rail Position: True

Section	Overall	1400m	1200m	1000m	800m	600m	400m	200m						
Section Times	0:00.00 [2147483647 1 (0:10.71)	0:00.00 [7] (0:11.99)	0:00.00 [7] (0:11.72)	0:00.00 [5] (0:12.01)	0:00.00 [5] (0:12.04)	0:00.00 [8] (0:13.96)	-:--:--	-:--:--						
Average Speed [km/h]	46.8	61.1	61.2	61.0	60.8	52.6	0.0	0.0						
Top Speed [km/h]	49.7	61.6	62.4	62.2	62.2	61.3	--:--	--:--						
Avg. Dist. to Rail [m]	3.6	2.0	4.2	4.0	3.0	4.0	0.0	0.0						
Avg. Stride Freq. [Hz]	2.1	2.2	2.2	2.2	2.3	2.1	--:--	--:--						
Avg. Stride Length [m]	6.3	7.6	7.8	7.9	7.4	6.9	--:--	--:--						



- [ ] Ranking at each section and finish
- :--:-- No data available at this section
- NA No data available



- [ ] Ranking at each section and finish
- :--:- No data available at this section
- NA No data available