



Eagle Farm QLD Professional

Race 4: LUKE LOVES MARIA Class 3 Plate - 1800m

14 September 2024 - 13:44



BRISBANE
RACING CLUB

Track Rating: Good 4, Weather: Fine, Rail Position: True

Section														
Field Times	Overall	1600m	1400m	1200m	1000m	800m	600m	Last 600m						
	1:50.09 (0:14.20)	1:35.89 (0:11.57)	1:24.32 (0:11.46)	1:12.86 (0:11.76)	1:01.10 (0:12.45)	0:48.65 (0:12.75)	0:35.90 (0:11.92)	0:35.90						
Rank	TAB	Horse/Jockey	Barrier	Top Speed [km/h]	Fastest Section	Overall	1600m	1400m	1200m	1000m	800m	600m	Last 600m	Distance Travelled [m]
1	1	EXTRA MANNERS Courtney Bellamy	8	65.5 400m	0:11.30 400m	1:50.09 [1] (0:14.71)	1:35.38 [7] (0:11.69)	1:23.69 [8] (0:11.75)	1:11.94 [10] (0:11.79)	1:00.15 [8] (0:12.20)	0:47.95 [8] (0:12.54)	0:35.41 [8] (0:11.92)	0:35.41	
2	4	TRIPLE MONEY Michael Rodd	14	65.6 1400m	0:11.48 1400m	1:50.64 [2] (0:15.25)	1:35.39 [12] (0:11.75)	1:23.64 [13] (0:11.48)	1:12.16 [13] (0:11.90)	1:00.26 [12] (0:12.23)	0:48.03 [11] (0:12.22)	0:35.81 [11] (0:11.77)	0:35.81	-4
3	13	JENNI MOREESE Karl Zechner	4	64.0 1600m	0:11.61 1600m	1:50.94 [3] (0:14.59)	1:36.35 [6] (0:11.61)	1:24.74 [6] (0:11.69)	1:13.05 [7] (0:11.75)	1:01.30 [6] (0:12.32)	0:48.98 [6] (0:12.42)	0:36.56 [6] (0:12.01)	0:36.56	-9
4	5	BIG TICKET BOY Jake Bayliss	13	64.8 1600m	0:11.53 1600m	1:50.95 [4] (0:15.00)	1:35.95 [11] (0:11.53)	1:24.42 [10] (0:11.64)	1:12.78 [11] (0:11.86)	1:00.92 [9] (0:12.32)	0:48.60 [9] (0:12.34)	0:36.26 [9] (0:12.15)	0:36.26	-11
5	7	HILLCREST AVENUE Bailey Wheeler	12	64.7 Overall	0:11.48 1600m	1:50.97 [5] (0:14.74)	1:36.23 [8] (0:11.48)	1:24.75 [7] (0:11.55)	1:13.20 [6] (0:11.68)	1:01.52 [5] (0:12.45)	0:49.07 [5] (0:12.45)	0:36.62 [5] (0:12.00)	0:36.62	-2
6	11	FARWEST Kyle Wilson-Taylor	5	64.4 1400m	0:11.61 1400m	1:51.11 [6] (0:14.78)	1:36.33 [9] (0:11.66)	1:24.67 [9] (0:11.61)	1:13.06 [8] (0:11.88)	1:01.18 [7] (0:12.18)	0:49.00 [7] (0:12.39)	0:36.61 [7] (0:12.21)	0:36.61	-19
7	3	KOKONOTSU Emily Lang	10	64.0 1600m	0:11.52 1400m	1:51.25 [7] (0:14.38)	1:36.87 [3] (0:11.63)	1:25.24 [4] (0:11.52)	1:13.72 [3] (0:11.82)	1:01.90 [3] (0:12.45)	0:49.45 [4] (0:12.42)	0:37.03 [2] (0:11.89)	0:37.03	-5
8	12	LEERY Ron Stewart	9	64.4 1400m	0:11.47 1400m	1:51.51 [8] (0:15.27)	1:36.24 [13] (0:11.72)	1:24.52 [12] (0:11.47)	1:13.05 [12] (0:12.06)	1:00.99 [13] (0:12.25)	0:48.74 [13] (0:12.29)	0:36.45 [12] (0:12.01)	0:36.45	-11
9	8	RING AHOY Robbie Dolan	3	64.4 1400m	0:11.49 1400m	1:51.58 [9] (0:14.89)	1:36.69 [10] (0:11.69)	1:25.00 [11] (0:11.49)	1:13.51 [9] (0:12.27)	1:01.24 [11] (0:12.30)	0:48.94 [12] (0:12.12)	0:36.82 [10] (0:12.25)	0:36.82	-15
10	9	SPILLS Taylor Marshall	11	64.6 1600m	0:11.51 1600m	1:52.61 [10] (0:14.27)	1:38.34 [2] (0:11.51)	1:26.83 [2] (0:11.55)	1:15.28 [2] (0:11.82)	1:03.46 [2] (0:12.42)	0:51.04 [2] (0:12.62)	0:38.42 [1] (0:12.27)	0:38.42	-8

Scratched: Super Chilled (#10)

[] Ranking at each section and finish
 -:-:- No data available at this section
 NA No data available

SCN Saddle cloth number
 DNF Did not finish
 DNT Did not track



Eagle Farm QLD Professional
Race 4: LUKE LOVES MARIA Class 3 Plate - 1800m
14 September 2024 - 13:44



BRISBANE
RACING CLUB

Track Rating: Good 4, Weather: Fine, Rail Position: True

Section		Overall	1600m	1400m	1200m	1000m	800m	600m	Last 600m					
Field Times		1:50.09 (0:14.20)	1:35.89 (0:11.57)	1:24.32 (0:11.46)	1:12.86 (0:11.76)	1:01.10 (0:12.45)	0:48.65 (0:12.75)	0:35.90 (0:11.92)	0:35.90					
Rank	TAB Horse/Jockey	Barrier	Top Speed [km/h]	Fastest Section										Distance Travelled [m]
11	14 LINDA'S MAGIC Melea Castle	2	64.1 1600m	0:11.56 1400m	1:53.36 [11] (0:14.51)	1:38.85 [5] (0:11.57)	1:27.28 [5] (0:11.56)	1:15.72 [4] (0:11.76)	1:03.96 [4] (0:12.30)	0:51.66 [3] (0:12.64)	0:39.02 [4] (0:12.80)	0:39.02	-12	
12	2 FLYING ROTHE Tahlia Fenlon	1	64.7 1600m	0:11.52 1600m	1:54.49 [12] (0:14.46)	1:40.03 [4] (0:11.52)	1:28.51 [3] (0:11.77)	1:16.74 [5] (0:12.34)	1:04.40 [10] (0:12.46)	0:51.94 [10] (0:12.74)	0:39.20 [13] (0:12.44)	0:39.20	-18	
13	6 BOY LOVES TO RUN Andrew Mallyon	6	64.1 1600m	0:11.46 1400m	1:56.23 [13] (0:14.20)	1:42.03 [1] (0:11.57)	1:30.46 [1] (0:11.46)	1:19.00 [1] (0:11.76)	1:07.24 [1] (0:12.45)	0:54.79 [1] (0:12.83)	0:41.96 [3] (0:12.52)	0:41.96	-12	

Scratched: Super Chilled (#10)

[] Ranking at each section and finish
 -:-:-:- No data available at this section
 NA No data available

SCN Saddle cloth number
 DNF Did not finish
 DNT Did not track



Eagle Farm QLD Professional

Race 4: LUKE LOVES MARIA Class 3 Plate - 1800m

14 September 2024 - 13:44



BRISBANE
RACING CLUB

Track Rating: Good 4, Weather: Fine, Rail Position: True

Section				400m	200m			Last 600m		
Field Times				0:23.98 (0:11.79)	0:12.19 (0:12.19)			0:35.90		
Rank	TAB	Horse/Jockey	Barrier	Top Speed [km/h]	Fastest Section	Margin			Distance Travelled [m]	
1	1	EXTRA MANNERS Courtney Bellamy	8	65.5 400m	0:11.30 400m	0:23.49 [5] (0:11.30)	0:12.19 [1] (0:12.19)	1:50.09	0:35.41	
2	4	TRIPLE MONEY Michael Rodd	14	65.6 1400m	0:11.48 1400m	0:24.04 [6] (0:11.48)	0:12.56 [3] (0:12.56)	3.25L	0:35.81	-4
3	13	JENNI MOREESE Karl Zechner	4	64.0 1600m	0:11.61 1600m	0:24.55 [3] (0:11.82)	0:12.73 [4] (0:12.73)	4.98L	0:36.56	-9
4	5	BIG TICKET BOY Jake Bayliss	13	64.8 1600m	0:11.53 1600m	0:24.11 [9] (0:11.72)	0:12.39 [7] (0:12.39)	5.07L	0:36.26	-11
5	7	HILLCREST AVENUE Bailey Wheeler	12	64.7 Overall	0:11.48 1600m	0:24.62 [2] (0:11.88)	0:12.74 [5] (0:12.74)	5.18L	0:36.62	-2
6	11	FARWEST Kyle Wilson-Taylor	5	64.4 1400m	0:11.61 1400m	0:24.40 [7] (0:11.73)	0:12.67 [6] (0:12.67)	5.97L	0:36.61	-19
7	3	KOKONOTSU Emily Lang	10	64.0 1600m	0:11.52 1400m	0:25.14 [1] (0:11.87)	0:13.27 [2] (0:13.27)	6.81L	0:37.03	-5
8	12	LEERY Ron Stewart	9	64.4 1400m	0:11.47 1400m	0:24.44 [11] (0:11.87)	0:12.57 [9] (0:12.57)	8.33L	0:36.45	-11
9	8	RING AHOY Robbie Dolan	3	64.4 1400m	0:11.49 1400m	0:24.57 [10] (0:11.98)	0:12.59 [10] (0:12.59)	8.77L	0:36.82	-15
10	9	SPILLS Taylor Marshall	11	64.6 1600m	0:11.51 1600m	0:26.15 [4] (0:12.40)	0:13.75 [8] (0:13.75)	14.83L	0:38.42	-8

Scratched: Super Chilled (#10)



Eagle Farm QLD Professional
Race 4: LUKE LOVES MARIA Class 3 Plate - 1800m
14 September 2024 - 13:44



BRISBANE
RACING CLUB

Track Rating: Good 4, Weather: Fine, Rail Position: True

Section		400m	200m			Last 600m		
Field Times		0:23.98 (0:11.79)	0:12.19 (0:12.19)			0:35.90		
Rank	TAB Horse/Jockey	Barrier	Top Speed [km/h]	Fastest Section	Margin		Distance Travelled [m]	
11	14 LINDA'S MAGIC Melea Castle	2	64.1 1600m	0:11.56 1400m	0:26.22 [12] (0:12.80)	0:13.42 [11] (0:13.42)	19.26L	0:39.02 -12
12	2 FLYING ROTHE Tahlia Fenlon	1	64.7 1600m	0:11.52 1600m	0:26.76 [13] (0:12.51)	0:14.25 [13] (0:14.25)	25.88L	0:39.20 -18
13	6 BOY LOVES TO RUN Andrew Mallyon	6	64.1 1600m	0:11.46 1400m	0:29.44 [8] (0:13.40)	0:16.04 [12] (0:16.04)	36.13L	0:41.96 -12

Scratched: Super Chilled (#10)

[] Ranking at each section and finish
 -:-:- No data available at this section
 NA No data available

SCN Saddle cloth number
 DNF Did not finish
 DNT Did not track



Horse/Jockey Name	Extra Manners
Final Rank	1
Fastest Section Time (Section)	0:11.30 (400m)
Top Speed [km/h] (Section)	65.5 (400m)
Race State	Finished



Eagle Farm QLD Professional

Race 4: LUKE LOVES MARIA Class 3 Plate - 1800m

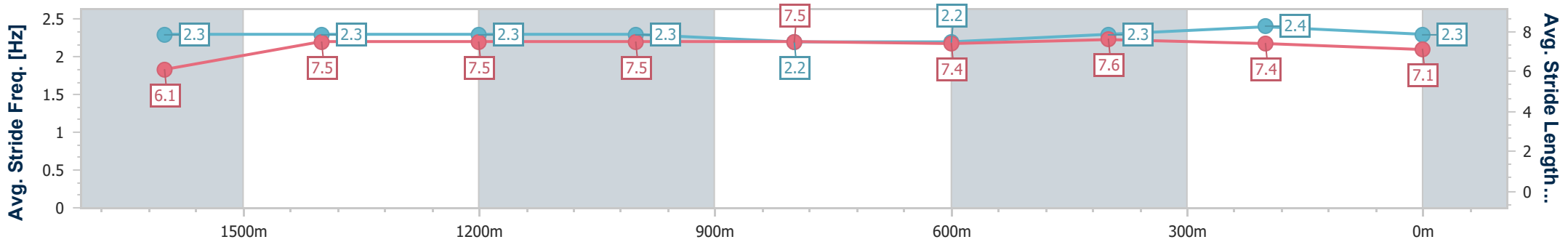
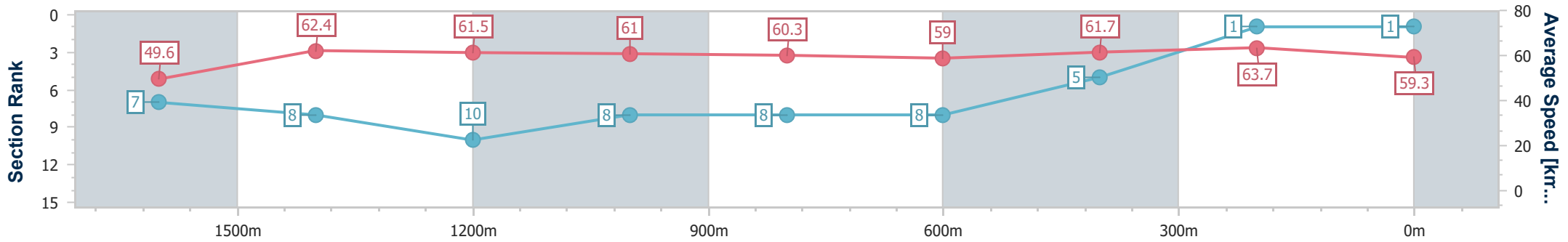
14 September 2024 - 13:44

Track Rating: Good 4, Weather: Fine, Rail Position: True



BRISBANE RACING CLUB

Section	Overall	1600m	1400m	1200m	1000m	800m	600m	400m	200m
Section Times	1:50.09 [1] (0:14.71)	1:35.38 [7] (0:11.69)	1:23.69 [8] (0:11.75)	1:11.94 [10] (0:11.79)	1:00.15 [8] (0:12.20)	0:47.95 [8] (0:12.54)	0:35.41 [8] (0:11.92)	0:23.49 [5] (0:11.30)	0:12.19 [1] (0:12.19)
Average Speed [km/h]	49.6	62.4	61.5	61.0	60.3	59.0	61.7	63.7	59.3
Top Speed [km/h]	61.4	63.6	62.8	62.5	62.0	59.5	63.6	65.5	62.7
Avg. Dist. to Rail [m]	5.1	2.9	3.1	3.6	4.1	5.4	3.9	5.6	4.6
Avg. Stride Freq. [Hz]	2.3	2.3	2.3	2.3	2.2	2.2	2.3	2.4	2.3
Avg. Stride Length [m]	6.1	7.5	7.5	7.5	7.5	7.4	7.6	7.4	7.1



- [] Ranking at each section and finish
- .-.- No data available at this section
- NA No data available



Horse/Jockey Name	Triple Money
Final Rank	2
Fastest Section Time (Section)	0:11.48 (1400m)
Top Speed [km/h] (Section)	65.6 (1400m)
Race State	Finished

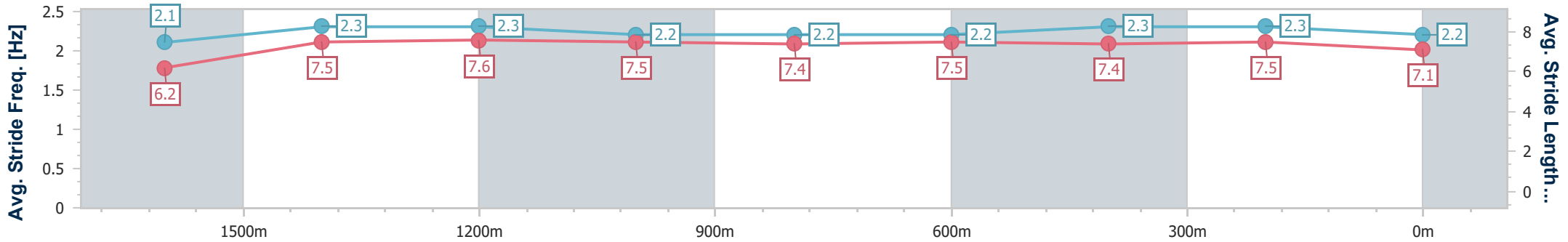
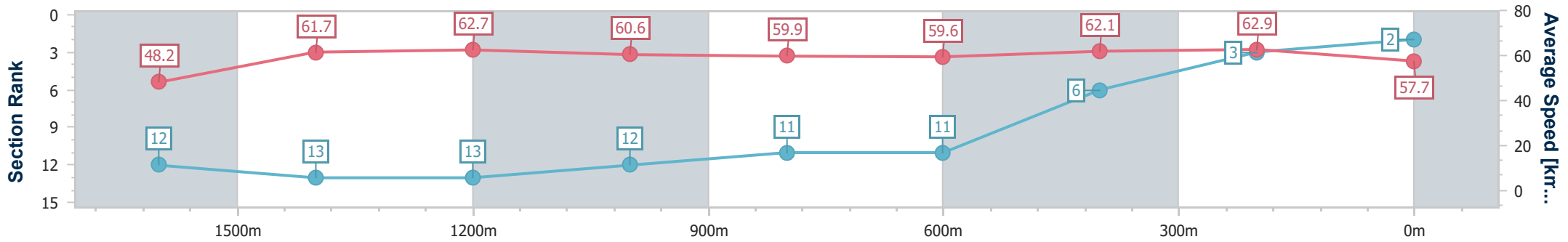


Eagle Farm QLD Professional
 Race 4: LUKE LOVES MARIA Class 3 Plate - 1800m
 14 September 2024 - 13:44
 Track Rating: Good 4, Weather: Fine, Rail Position: True



BRISBANE
RACING CLUB

Section	Overall	1600m	1400m	1200m	1000m	800m	600m	400m	200m
Section Times	1:50.64 [2] (0:15.25)	1:35.39 [12] (0:11.75)	1:23.64 [13] (0:11.48)	1:12.16 [13] (0:11.90)	1:00.26 [12] (0:12.23)	0:48.03 [11] (0:12.22)	0:35.81 [11] (0:11.77)	0:24.04 [6] (0:11.48)	0:12.56 [3] (0:12.56)
Average Speed [km/h]	48.2	61.7	62.7	60.6	59.9	59.6	62.1	62.9	57.7
Top Speed [km/h]	59.7	64.9	65.6	61.6	62.0	61.2	63.8	63.5	60.8
Avg. Dist. to Rail [m]	7.7	1.2	1.2	2.2	3.0	2.6	3.1	6.9	6.9
Avg. Stride Freq. [Hz]	2.1	2.3	2.3	2.2	2.2	2.2	2.3	2.3	2.2
Avg. Stride Length [m]	6.2	7.5	7.6	7.5	7.4	7.5	7.4	7.5	7.1



- [] Ranking at each section and finish
- .-.- No data available at this section
- NA No data available



Horse/Jockey Name	Jenni Moreese
Final Rank	3
Fastest Section Time (Section)	0:11.61 (1600m)
Top Speed [km/h] (Section)	64.0 (1600m)
Race State	Finished



Eagle Farm QLD Professional

Race 4: LUKE LOVES MARIA Class 3 Plate - 1800m

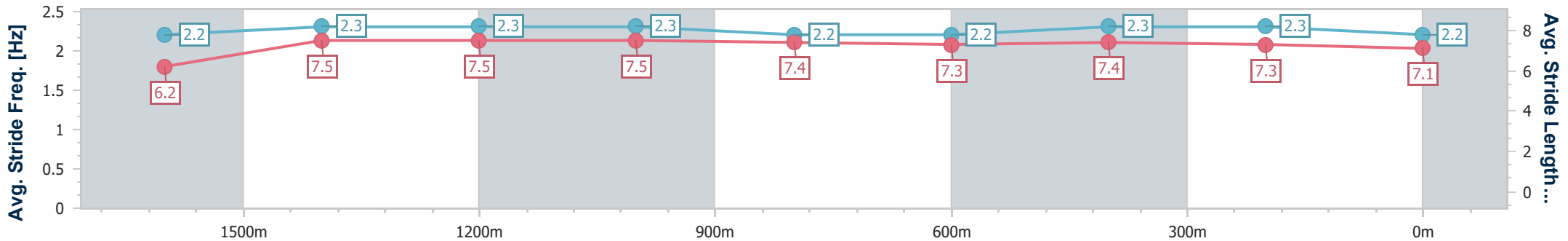
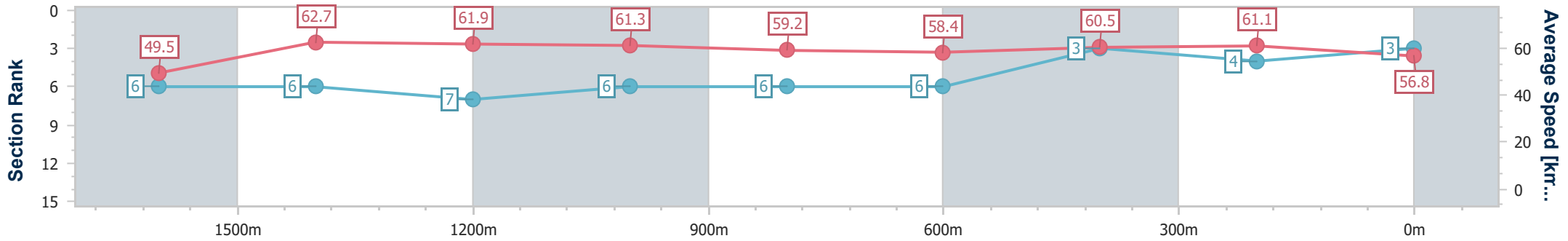
14 September 2024 - 13:44

Track Rating: Good 4, Weather: Fine, Rail Position: True



BRISBANE RACING CLUB

Section	Overall	1600m	1400m	1200m	1000m	800m	600m	400m	200m
Section Times	1:50.94 [3] (0:14.59)	1:36.35 [6] (0:11.61)	1:24.74 [6] (0:11.69)	1:13.05 [7] (0:11.75)	1:01.30 [6] (0:12.32)	0:48.98 [6] (0:12.42)	0:36.56 [6] (0:12.01)	0:24.55 [3] (0:11.82)	0:12.73 [4] (0:12.73)
Average Speed [km/h]	49.5	62.7	61.9	61.3	59.2	58.4	60.5	61.1	56.8
Top Speed [km/h]	62.9	64.0	62.5	62.6	60.8	59.4	62.4	63.2	58.6
Avg. Dist. to Rail [m]	1.8	3.8	3.4	3.4	2.1	1.7	2.3	3.3	3.5
Avg. Stride Freq. [Hz]	2.2	2.3	2.3	2.3	2.2	2.2	2.3	2.3	2.2
Avg. Stride Length [m]	6.2	7.5	7.5	7.5	7.4	7.3	7.4	7.3	7.1



- [] Ranking at each section and finish
- .-.- No data available at this section
- NA No data available



Horse/Jockey Name	Big Ticket Boy
Final Rank	4
Fastest Section Time (Section)	0:11.53 (1600m)
Top Speed [km/h] (Section)	64.8 (1600m)
Race State	Finished



Eagle Farm QLD Professional

Race 4: LUKE LOVES MARIA Class 3 Plate - 1800m

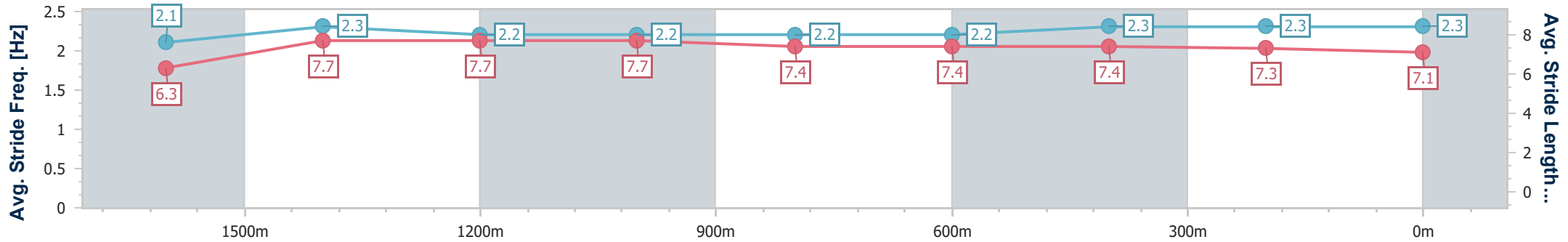
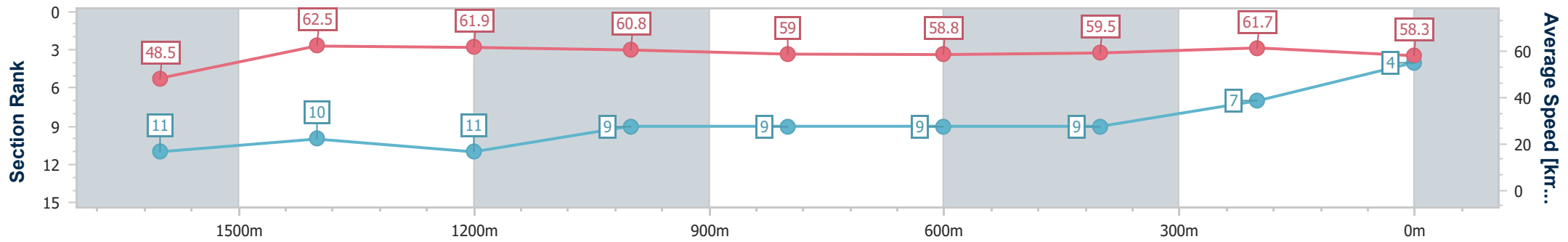
14 September 2024 - 13:44

Track Rating: Good 4, Weather: Fine, Rail Position: True



BRISBANE RACING CLUB

Section	Overall	1600m	1400m	1200m	1000m	800m	600m	400m	200m
Section Times	1:50.95 [4] (0:15.00)	1:35.95 [11] (0:11.53)	1:24.42 [10] (0:11.64)	1:12.78 [11] (0:11.86)	1:00.92 [9] (0:12.32)	0:48.60 [9] (0:12.34)	0:36.26 [9] (0:12.15)	0:24.11 [9] (0:11.72)	0:12.39 [7] (0:12.39)
Average Speed [km/h]	48.5	62.5	61.9	60.8	59.0	58.8	59.5	61.7	58.3
Top Speed [km/h]	62.1	64.8	63.2	62.6	60.2	59.6	61.4	63.2	59.9
Avg. Dist. to Rail [m]	5.7	0.9	2.4	2.8	2.3	1.3	1.5	6.0	6.8
Avg. Stride Freq. [Hz]	2.1	2.3	2.2	2.2	2.2	2.2	2.3	2.3	2.3
Avg. Stride Length [m]	6.3	7.7	7.7	7.7	7.4	7.4	7.4	7.3	7.1



- [] Ranking at each section and finish
- .-.- No data available at this section
- NA No data available



Horse/Jockey Name	Hillcrest Avenue
Final Rank	5
Fastest Section Time (Section)	0:11.48 (1600m)
Top Speed [km/h] (Section)	64.7 (Overall)
Race State	Finished



Eagle Farm QLD Professional

Race 4: LUKE LOVES MARIA Class 3 Plate - 1800m

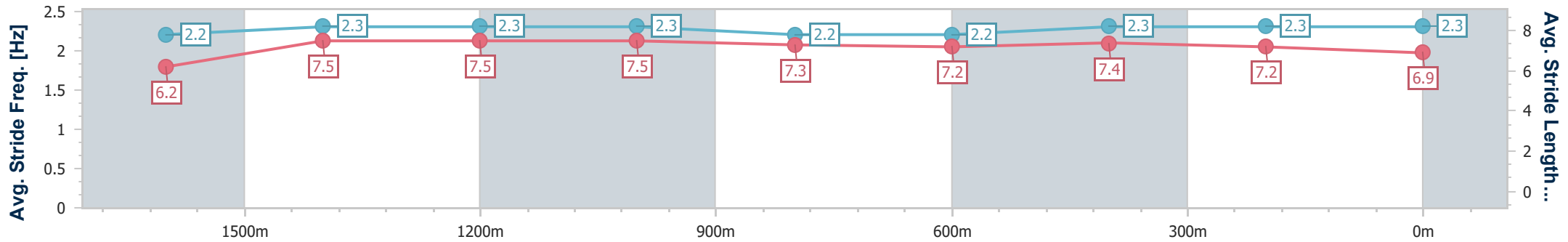
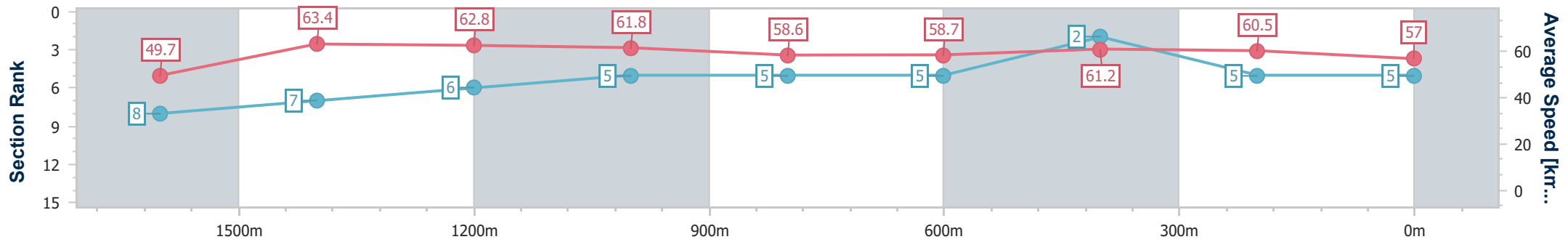
14 September 2024 - 13:44

Track Rating: Good 4, Weather: Fine, Rail Position: True



BRISBANE RACING CLUB

Section	Overall	1600m	1400m	1200m	1000m	800m	600m	400m	200m
Section Times	1:50.97 [5] (0:14.74)	1:36.23 [8] (0:11.48)	1:24.75 [7] (0:11.55)	1:13.20 [6] (0:11.68)	1:01.52 [5] (0:12.45)	0:49.07 [5] (0:12.45)	0:36.62 [5] (0:12.00)	0:24.62 [2] (0:11.88)	0:12.74 [5] (0:12.74)
Average Speed [km/h]	49.7	63.4	62.8	61.8	58.6	58.7	61.2	60.5	57.0
Top Speed [km/h]	64.7	64.6	63.4	63.6	60.7	59.4	62.4	62.5	58.8
Avg. Dist. to Rail [m]	6.5	3.6	4.0	4.1	3.0	3.0	3.7	5.9	5.1
Avg. Stride Freq. [Hz]	2.2	2.3	2.3	2.3	2.2	2.2	2.3	2.3	2.3
Avg. Stride Length [m]	6.2	7.5	7.5	7.5	7.3	7.2	7.4	7.2	6.9



- [] Ranking at each section and finish
- .-.- No data available at this section
- NA No data available



Horse/Jockey Name	Farwest
Final Rank	6
Fastest Section Time (Section)	0:11.61 (1400m)
Top Speed [km/h] (Section)	64.4 (1400m)
Race State	Finished



Eagle Farm QLD Professional

Race 4: LUKE LOVES MARIA Class 3 Plate - 1800m

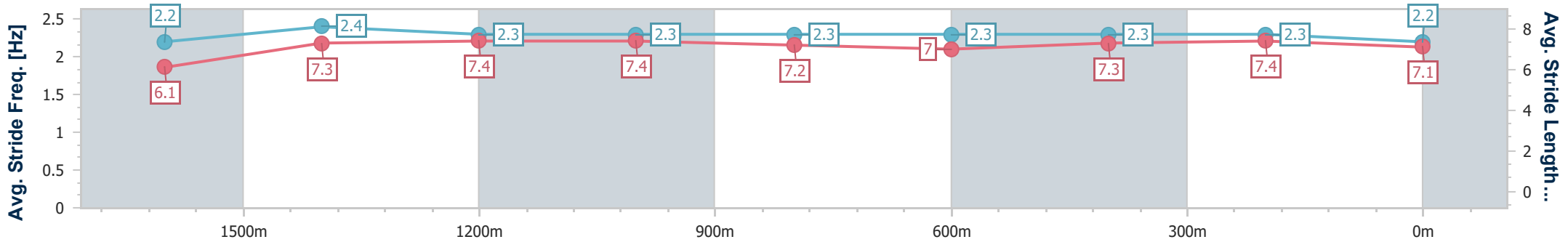
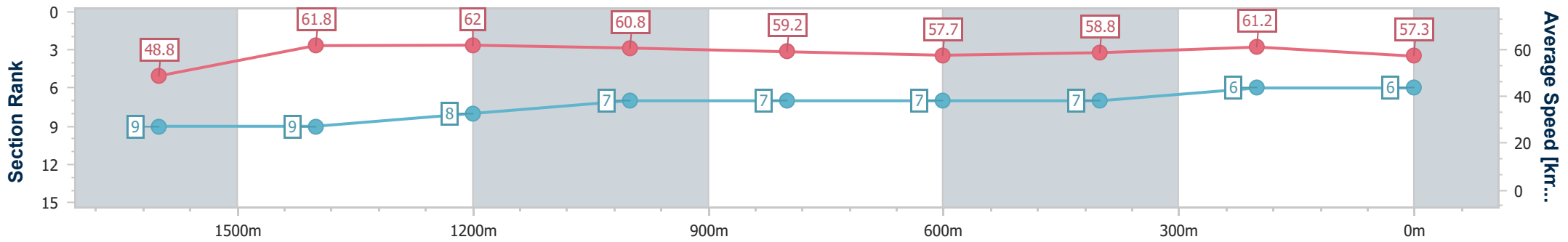
14 September 2024 - 13:44

Track Rating: Good 4, Weather: Fine, Rail Position: True



BRISBANE RACING CLUB

Section	Overall	1600m	1400m	1200m	1000m	800m	600m	400m	200m
Section Times	1:51.11 [6] (0:14.78)	1:36.33 [9] (0:11.66)	1:24.67 [9] (0:11.61)	1:13.06 [8] (0:11.88)	1:01.18 [7] (0:12.18)	0:49.00 [7] (0:12.39)	0:36.61 [7] (0:12.21)	0:24.40 [7] (0:11.73)	0:12.67 [6] (0:12.67)
Average Speed [km/h]	48.8	61.8	62.0	60.8	59.2	57.7	58.8	61.2	57.3
Top Speed [km/h]	61.6	63.2	64.4	62.7	61.2	58.8	61.6	62.8	59.4
Avg. Dist. to Rail [m]	2.7	0.7	1.5	2.0	0.4	0.6	1.2	1.2	2.4
Avg. Stride Freq. [Hz]	2.2	2.4	2.3	2.3	2.3	2.3	2.3	2.3	2.2
Avg. Stride Length [m]	6.1	7.3	7.4	7.4	7.2	7.0	7.3	7.4	7.1



- [] Ranking at each section and finish
- .-.- No data available at this section
- NA No data available



Horse/Jockey Name	Kokonotsu
Final Rank	7
Fastest Section Time (Section)	0:11.52 (1400m)
Top Speed [km/h] (Section)	64.0 (1600m)
Race State	Finished



Eagle Farm QLD Professional

Race 4: LUKE LOVES MARIA Class 3 Plate - 1800m

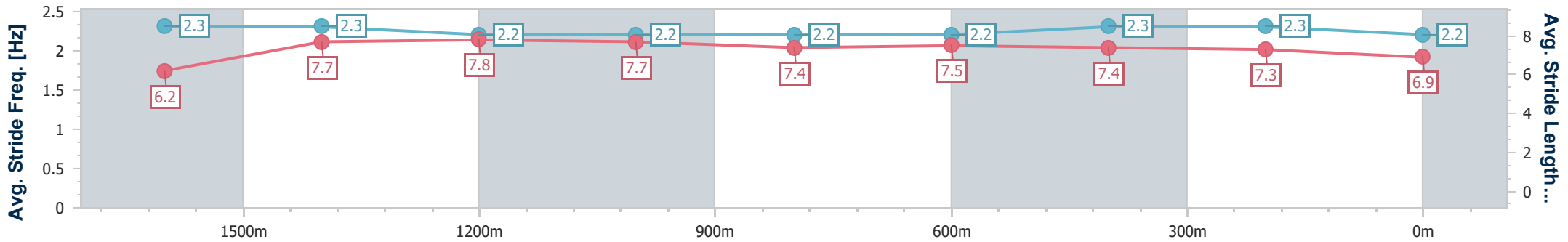
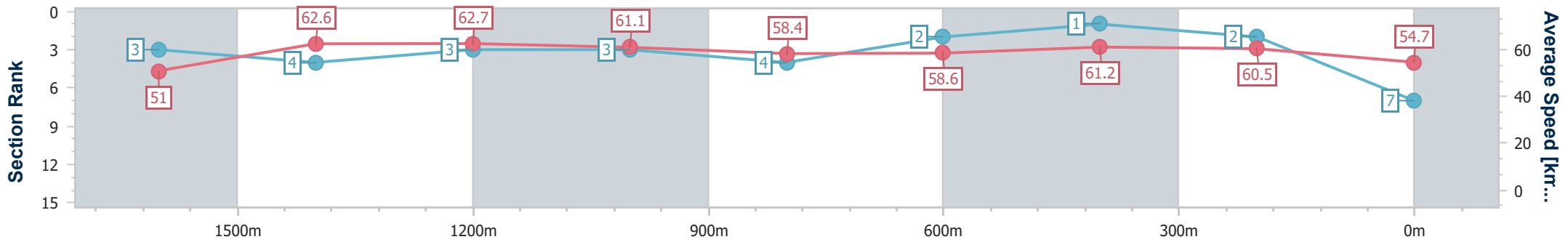
14 September 2024 - 13:44

Track Rating: Good 4, Weather: Fine, Rail Position: True



BRISBANE RACING CLUB

Section	Overall	1600m	1400m	1200m	1000m	800m	600m	400m	200m
Section Times	1:51.25 [7] (0:14.38)	1:36.87 [3] (0:11.63)	1:25.24 [4] (0:11.52)	1:13.72 [3] (0:11.82)	1:01.90 [3] (0:12.45)	0:49.45 [4] (0:12.42)	0:37.03 [2] (0:11.89)	0:25.14 [1] (0:11.87)	0:13.27 [2] (0:13.27)
Average Speed [km/h]	51.0	62.6	62.7	61.1	58.4	58.6	61.2	60.5	54.7
Top Speed [km/h]	63.3	64.0	63.7	61.9	60.4	60.0	62.8	62.8	57.5
Avg. Dist. to Rail [m]	6.1	4.0	3.4	2.6	2.3	2.0	2.3	3.6	2.5
Avg. Stride Freq. [Hz]	2.3	2.3	2.2	2.2	2.2	2.2	2.3	2.3	2.2
Avg. Stride Length [m]	6.2	7.7	7.8	7.7	7.4	7.5	7.4	7.3	6.9



- [] Ranking at each section and finish
- .-.- No data available at this section
- NA No data available



Horse/Jockey Name	Leery
Final Rank	8
Fastest Section Time (Section)	0:11.47 (1400m)
Top Speed [km/h] (Section)	64.4 (1400m)
Race State	Finished



Eagle Farm QLD Professional

Race 4: LUKE LOVES MARIA Class 3 Plate - 1800m

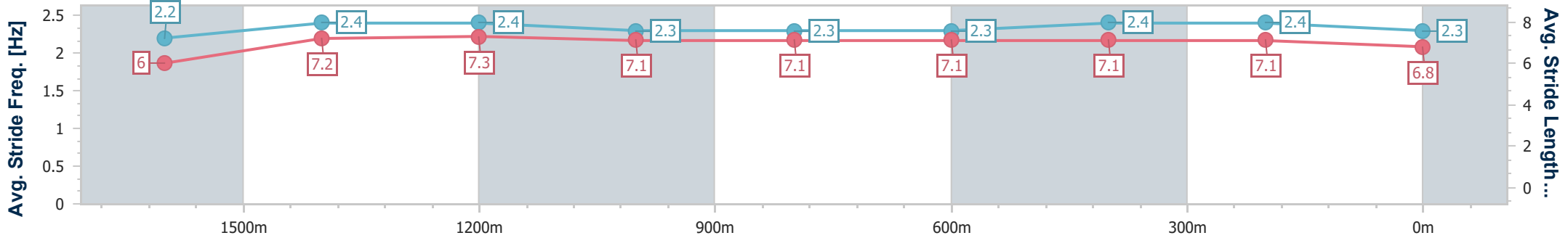
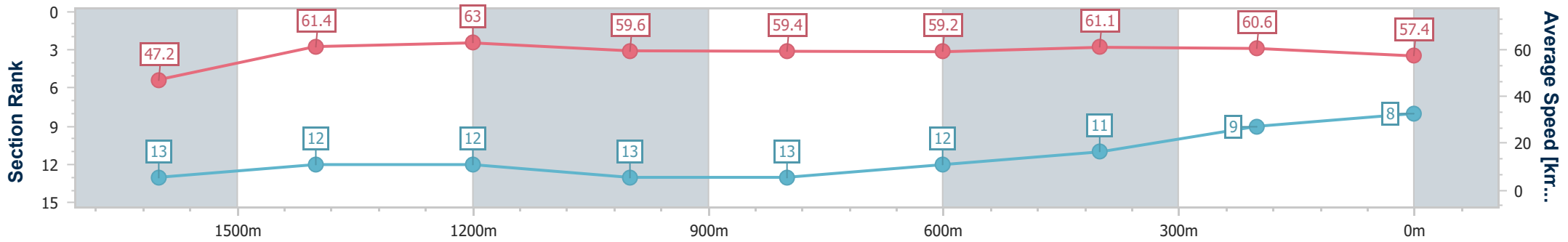
14 September 2024 - 13:44

Track Rating: Good 4, Weather: Fine, Rail Position: True



BRISBANE RACING CLUB

Section	Overall	1600m	1400m	1200m	1000m	800m	600m	400m	200m
Section Times	1:51.51 [8] (0:15.27)	1:36.24 [13] (0:11.72)	1:24.52 [12] (0:11.47)	1:13.05 [12] (0:12.06)	1:00.99 [13] (0:12.25)	0:48.74 [13] (0:12.29)	0:36.45 [12] (0:12.01)	0:24.44 [11] (0:11.87)	0:12.57 [9] (0:12.57)
Average Speed [km/h]	47.2	61.4	63.0	59.6	59.4	59.2	61.1	60.6	57.4
Top Speed [km/h]	60.9	64.2	64.4	62.0	60.9	60.3	63.2	63.3	59.2
Avg. Dist. to Rail [m]	3.1	0.6	0.8	1.0	2.2	2.7	3.6	7.0	6.0
Avg. Stride Freq. [Hz]	2.2	2.4	2.4	2.3	2.3	2.3	2.4	2.4	2.3
Avg. Stride Length [m]	6.0	7.2	7.3	7.1	7.1	7.1	7.1	7.1	6.8



- [] Ranking at each section and finish
- .-.- No data available at this section
- NA No data available



Horse/Jockey Name	Ring Ahoy
Final Rank	9
Fastest Section Time (Section)	0:11.49 (1400m)
Top Speed [km/h] (Section)	64.4 (1400m)
Race State	Finished



Eagle Farm QLD Professional

Race 4: LUKE LOVES MARIA Class 3 Plate - 1800m

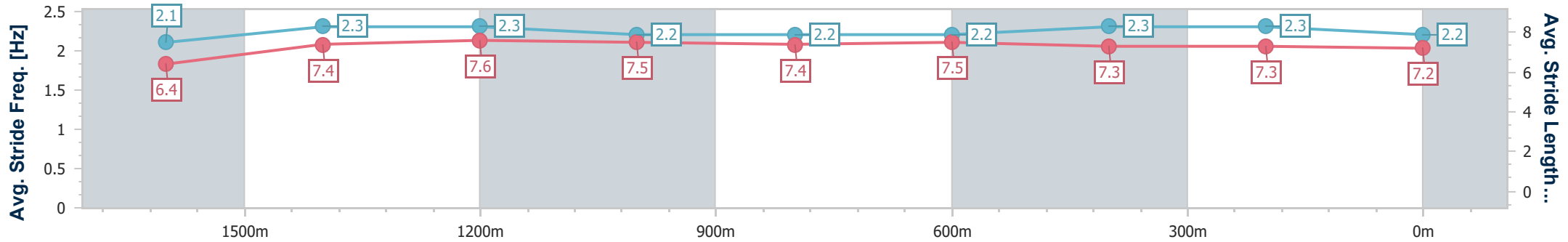
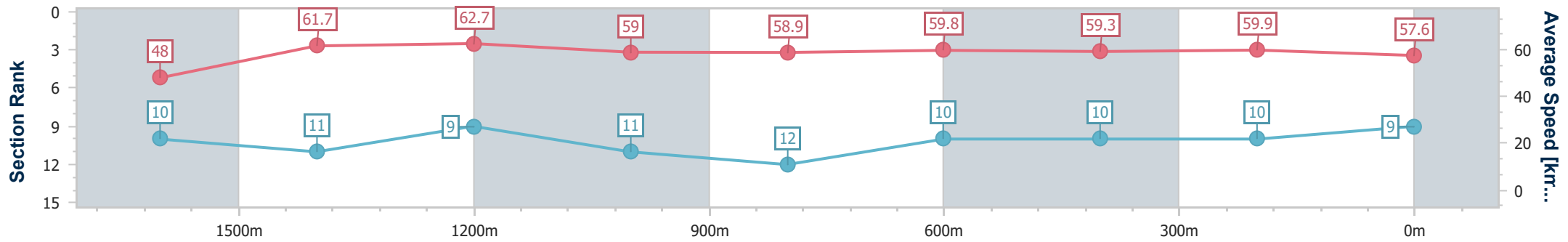
14 September 2024 - 13:44

Track Rating: Good 4, Weather: Fine, Rail Position: True



BRISBANE RACING CLUB

Section	Overall	1600m	1400m	1200m	1000m	800m	600m	400m	200m
Section Times	1:51.58 [9] (0:14.89)	1:36.69 [10] (0:11.69)	1:25.00 [11] (0:11.49)	1:13.51 [9] (0:12.27)	1:01.24 [11] (0:12.30)	0:48.94 [12] (0:12.12)	0:36.82 [10] (0:12.25)	0:24.57 [10] (0:11.98)	0:12.59 [10] (0:12.59)
Average Speed [km/h]	48.0	61.7	62.7	59.0	58.9	59.8	59.3	59.9	57.6
Top Speed [km/h]	61.9	64.2	64.4	59.7	59.4	60.7	60.4	60.7	60.0
Avg. Dist. to Rail [m]	2.4	1.7	1.4	1.1	1.8	1.3	1.6	3.4	3.9
Avg. Stride Freq. [Hz]	2.1	2.3	2.3	2.2	2.2	2.2	2.3	2.3	2.2
Avg. Stride Length [m]	6.4	7.4	7.6	7.5	7.4	7.5	7.3	7.3	7.2



- [] Ranking at each section and finish
- .-.- No data available at this section
- NA No data available



Horse/Jockey Name	Spills
Final Rank	10
Fastest Section Time (Section)	0:11.51 (1600m)
Top Speed [km/h] (Section)	64.6 (1600m)
Race State	Finished



Eagle Farm QLD Professional

Race 4: LUKE LOVES MARIA Class 3 Plate - 1800m

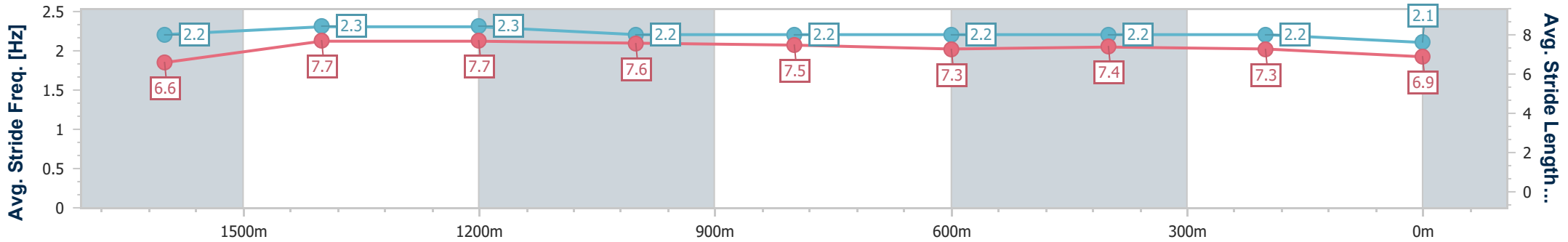
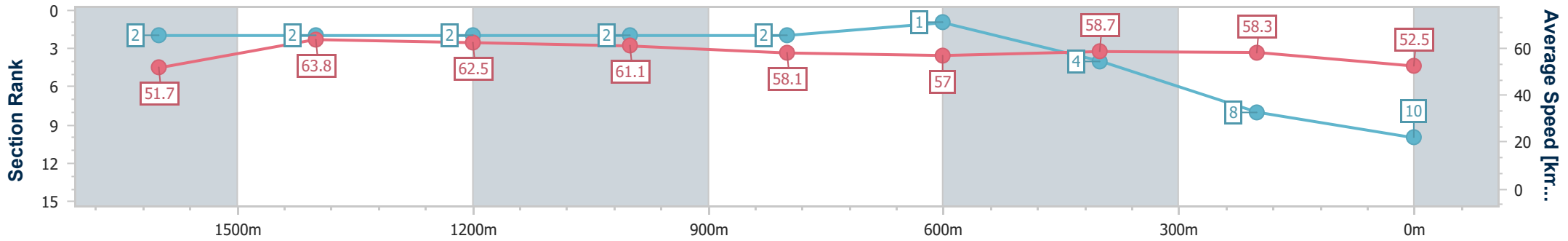
14 September 2024 - 13:44

Track Rating: Good 4, Weather: Fine, Rail Position: True



BRISBANE RACING CLUB

Section	Overall	1600m	1400m	1200m	1000m	800m	600m	400m	200m
Section Times	1:52.61 [10] (0:14.27)	1:38.34 [2] (0:11.51)	1:26.83 [2] (0:11.55)	1:15.28 [2] (0:11.82)	1:03.46 [2] (0:12.42)	0:51.04 [2] (0:12.62)	0:38.42 [1] (0:12.27)	0:26.15 [4] (0:12.40)	0:13.75 [8] (0:13.75)
Average Speed [km/h]	51.7	63.8	62.5	61.1	58.1	57.0	58.7	58.3	52.5
Top Speed [km/h]	64.0	64.6	63.8	62.6	59.6	57.6	60.4	59.0	56.3
Avg. Dist. to Rail [m]	7.6	5.2	4.8	3.4	1.1	0.6	0.8	2.7	2.7
Avg. Stride Freq. [Hz]	2.2	2.3	2.3	2.2	2.2	2.2	2.2	2.2	2.1
Avg. Stride Length [m]	6.6	7.7	7.7	7.6	7.5	7.3	7.4	7.3	6.9



- [] Ranking at each section and finish
- .-.- No data available at this section
- NA No data available



Horse/Jockey Name	Linda's Magic
Final Rank	11
Fastest Section Time (Section)	0:11.56 (1400m)
Top Speed [km/h] (Section)	64.1 (1600m)
Race State	Finished



Eagle Farm QLD Professional

Race 4: LUKE LOVES MARIA Class 3 Plate - 1800m

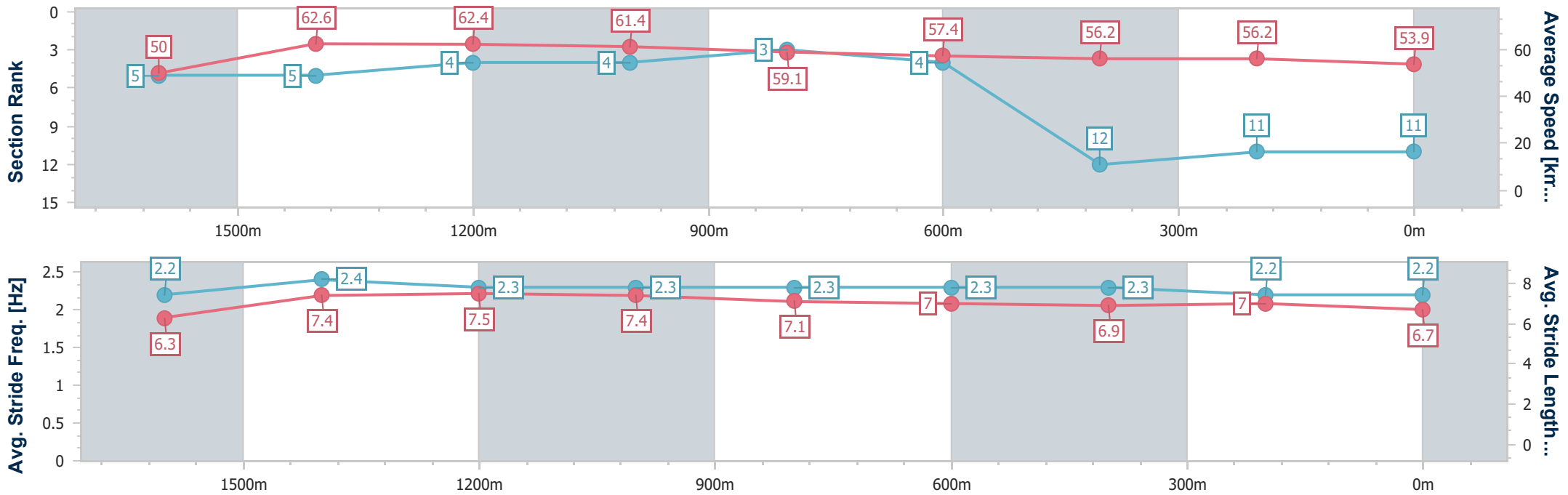
14 September 2024 - 13:44

Track Rating: Good 4, Weather: Fine, Rail Position: True



BRISBANE RACING CLUB

Section	Overall	1600m	1400m	1200m	1000m	800m	600m	400m	200m
Section Times	1:53.36 [11] (0:14.51)	1:38.85 [5] (0:11.57)	1:27.28 [5] (0:11.56)	1:15.72 [4] (0:11.76)	1:03.96 [4] (0:12.30)	0:51.66 [3] (0:12.64)	0:39.02 [4] (0:12.80)	0:26.22 [12] (0:12.80)	0:13.42 [11] (0:13.42)
Average Speed [km/h]	50.0	62.6	62.4	61.4	59.1	57.4	56.2	56.2	53.9
Top Speed [km/h]	61.2	64.1	63.4	61.8	60.2	58.4	56.6	57.2	55.0
Avg. Dist. to Rail [m]	1.9	1.6	2.5	2.3	2.0	1.9	0.4	0.7	0.8
Avg. Stride Freq. [Hz]	2.2	2.4	2.3	2.3	2.3	2.3	2.3	2.2	2.2
Avg. Stride Length [m]	6.3	7.4	7.5	7.4	7.1	7.0	6.9	7.0	6.7



- [] Ranking at each section and finish
- .-.- No data available at this section
- NA No data available



Horse/Jockey Name	Flying Rothe
Final Rank	12
Fastest Section Time (Section)	0:11.52 (1600m)
Top Speed [km/h] (Section)	64.7 (1600m)
Race State	Finished



Eagle Farm QLD Professional

Race 4: LUKE LOVES MARIA Class 3 Plate - 1800m

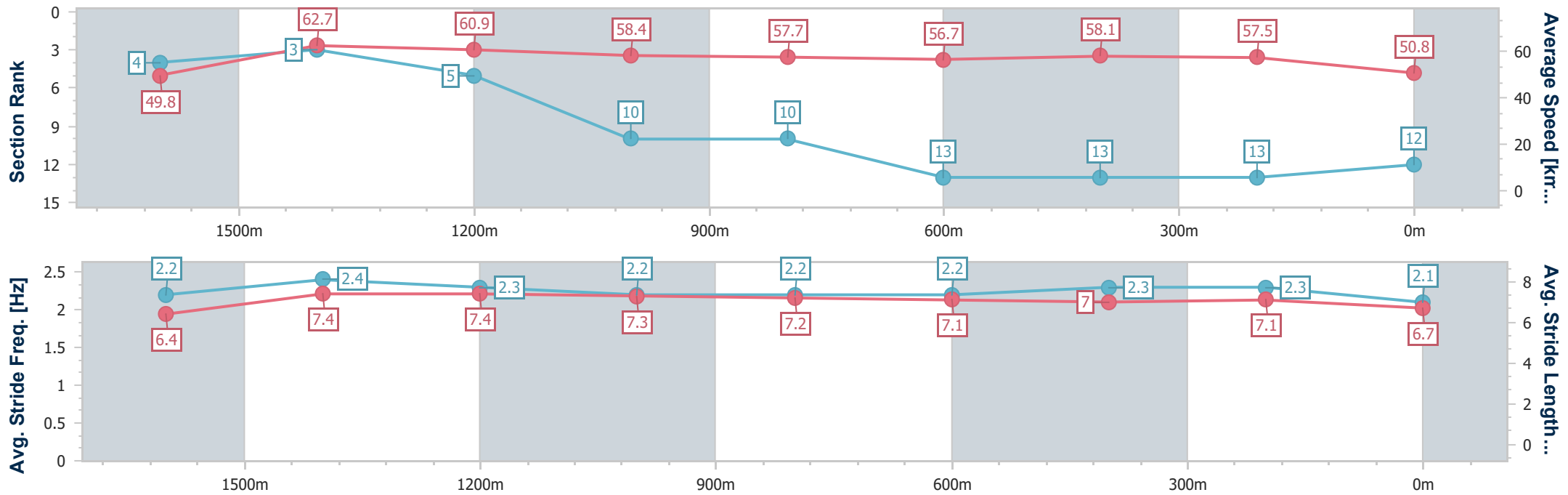
14 September 2024 - 13:44

Track Rating: Good 4, Weather: Fine, Rail Position: True



BRISBANE RACING CLUB

Section	Overall	1600m	1400m	1200m	1000m	800m	600m	400m	200m
Section Times	1:54.49 [12] (0:14.46)	1:40.03 [4] (0:11.52)	1:28.51 [3] (0:11.77)	1:16.74 [5] (0:12.34)	1:04.40 [10] (0:12.46)	0:51.94 [10] (0:12.74)	0:39.20 [13] (0:12.44)	0:26.76 [13] (0:12.51)	0:14.25 [13] (0:14.25)
Average Speed [km/h]	49.8	62.7	60.9	58.4	57.7	56.7	58.1	57.5	50.8
Top Speed [km/h]	61.3	64.7	62.7	59.2	58.4	57.3	58.7	59.0	55.6
Avg. Dist. to Rail [m]	0.9	0.4	0.5	0.7	0.4	0.7	0.9	2.9	4.2
Avg. Stride Freq. [Hz]	2.2	2.4	2.3	2.2	2.2	2.2	2.3	2.3	2.1
Avg. Stride Length [m]	6.4	7.4	7.4	7.3	7.2	7.1	7.0	7.1	6.7



- [] Ranking at each section and finish
- .-.- No data available at this section
- NA No data available



Horse/Jockey Name	Boy Loves To Run
Final Rank	13
Fastest Section Time (Section)	0:11.46 (1400m)
Top Speed [km/h] (Section)	64.1 (1600m)
Race State	Finished



Eagle Farm QLD Professional

Race 4: LUKE LOVES MARIA Class 3 Plate - 1800m

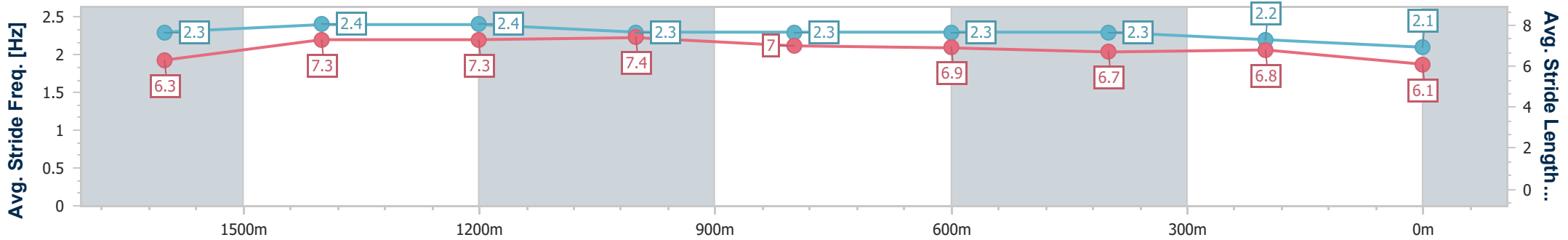
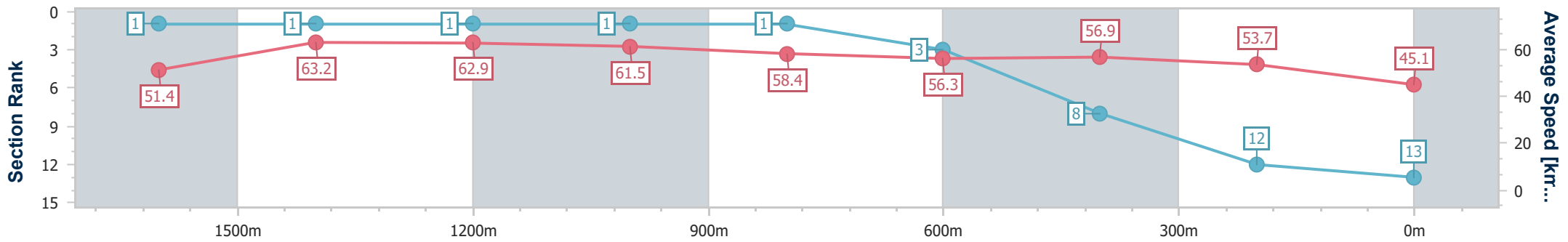
14 September 2024 - 13:44

Track Rating: Good 4, Weather: Fine, Rail Position: True



BRISBANE RACING CLUB

Section	Overall	1600m	1400m	1200m	1000m	800m	600m	400m	200m
Section Times	1:56.23 [13] (0:14.20)	1:42.03 [1] (0:11.57)	1:30.46 [1] (0:11.46)	1:19.00 [1] (0:11.76)	1:07.24 [1] (0:12.45)	0:54.79 [1] (0:12.83)	0:41.96 [3] (0:12.52)	0:29.44 [8] (0:13.40)	0:16.04 [12] (0:16.04)
Average Speed [km/h]	51.4	63.2	62.9	61.5	58.4	56.3	56.9	53.7	45.1
Top Speed [km/h]	63.4	64.1	64.0	62.8	59.8	57.8	58.4	57.4	49.1
Avg. Dist. to Rail [m]	4.2	3.4	3.7	3.6	2.4	0.7	1.6	1.7	1.7
Avg. Stride Freq. [Hz]	2.3	2.4	2.4	2.3	2.3	2.3	2.3	2.2	2.1
Avg. Stride Length [m]	6.3	7.3	7.3	7.4	7.0	6.9	6.7	6.8	6.1



- [] Ranking at each section and finish
- .-.- No data available at this section
- NA No data available