



Eagle Farm QLD Professional

Race 5: SKY RACING BENCHMARK 78 Handicap - 1000m

14 September 2024 - 14:23



BRISBANE
RACING CLUB

Track Rating: Good 4, Weather: Fine, Rail Position: True

| Section | | Overall | | | | | | | | | Last 600m | |
|-------------|---------------------------------|-----------|------------------|-----------------|-------------|-------------|-------------|-------------|-------------|---------|-----------|------------------------|
| Field Times | | 0:57.17 | | | | | | | | | 0:33.37 | |
| | | (0:12.98) | | | | | | | | | | |
| | | 800m | | | 600m | | | 400m | | | 200m | |
| | | 0:44.19 | | | 0:33.37 | | | 0:22.19 | | | 0:11.63 | |
| | | (0:10.82) | | | (0:11.18) | | | (0:10.56) | | | (0:11.63) | |
| Rank | TAB Horse/Jockey | Barrier | Top Speed [km/h] | Fastest Section | Overall | 800m | 600m | 400m | 200m | Margin | Last 600m | Distance Travelled [m] |
| 1 | 4 WANDA ROX Tahlia Fenlon | 10 | 70.4 | 0:10.50 | 0:57.17 [1] | 0:43.75 [5] | 0:32.87 [6] | 0:22.13 [3] | 0:11.63 [1] | 0:57.17 | 0:32.87 | |
| | | | 400m | 400m | (0:13.42) | (0:10.88) | (0:10.74) | (0:10.50) | (0:11.63) | | | |
| 2 | 7 GODFATHER Andrew Mallyon | 7 | 70.1 | 0:10.79 | 0:57.93 [2] | 0:44.37 [8] | 0:33.58 [7] | 0:22.69 [4] | 0:11.87 [4] | 4.46L | 0:33.58 | +1 |
| | | | Overall | 800m | (0:13.56) | (0:10.79) | (0:10.89) | (0:10.82) | (0:11.87) | | | |
| 3 | 8 MR GALAZI Samantha Collett | 6 | 69.2 | 0:10.65 | 0:58.02 [3] | 0:44.87 [3] | 0:34.22 [2] | 0:23.04 [1] | 0:12.18 [2] | 4.99L | 0:34.22 | -1 |
| | | | 800m | 800m | (0:13.15) | (0:10.65) | (0:11.18) | (0:10.86) | (0:12.18) | | | |
| 4 | 9 HEARTONI Bailey Wheeler | 5 | 67.8 | 0:10.90 | 0:58.30 [4] | 0:45.06 [4] | 0:34.15 [4] | 0:23.05 [5] | 0:12.15 [5] | 6.64L | 0:34.15 | -3 |
| | | | 400m | 400m | (0:13.24) | (0:10.91) | (0:11.10) | (0:10.90) | (0:12.15) | | | |
| 5 | 5 BATTLEFIELD Robbie Dolan | 1 | 68.7 | 0:10.90 | 0:58.43 [5] | 0:44.89 [6] | 0:33.96 [8] | 0:23.00 [8] | 0:12.10 [6] | 7.41L | 0:33.96 | -4 |
| | | | Overall | 400m | (0:13.54) | (0:10.93) | (0:10.96) | (0:10.90) | (0:12.10) | | | |
| 6 | 1 LIQUOR Emily Lang | 8 | 68.6 | 0:10.82 | 0:58.47 [6] | 0:45.49 [1] | 0:34.67 [1] | 0:23.45 [2] | 0:12.51 [3] | 7.65L | 0:34.67 | -2 |
| | | | Overall | 800m | (0:12.98) | (0:10.82) | (0:11.22) | (0:10.94) | (0:12.51) | | | |
| 7 | 2 KAVAK Noel Callow | 3 | 68.5 | 0:10.73 | 0:58.59 [7] | 0:45.04 [7] | 0:34.31 [5] | 0:23.23 [6] | 0:12.08 [8] | 8.36L | 0:34.31 | +0 |
| | | | 800m | 800m | (0:13.55) | (0:10.73) | (0:11.08) | (0:11.15) | (0:12.08) | | | |
| 8 | 6 MUSCHIALLI James Orman | 2 | 67.8 | 0:10.99 | 0:58.83 [8] | 0:45.69 [2] | 0:34.70 [3] | 0:23.46 [7] | 0:12.32 [7] | 9.75L | 0:34.70 | -4 |
| | | | Overall | 800m | (0:13.14) | (0:10.99) | (0:11.24) | (0:11.14) | (0:12.32) | | | |

Scratched: Femme Fatale (#10), Glorious Ruby (#11), Xpresso (#3), Acres Away (#12)

[] Ranking at each section and finish
-:-:- No data available at this section
NA No data available

SCN Saddle cloth number
DNF Did not finish
DNT Did not track



| | |
|--------------------------------|----------------|
| Horse/Jockey Name | Wanda Rox |
| Final Rank | 1 |
| Fastest Section Time (Section) | 0:10.50 (400m) |
| Top Speed [km/h] (Section) | 70.4 (400m) |
| Race State | Finished |

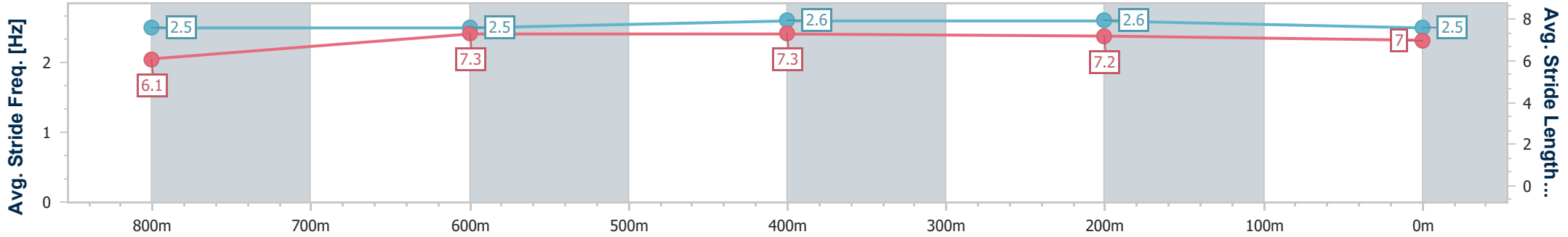
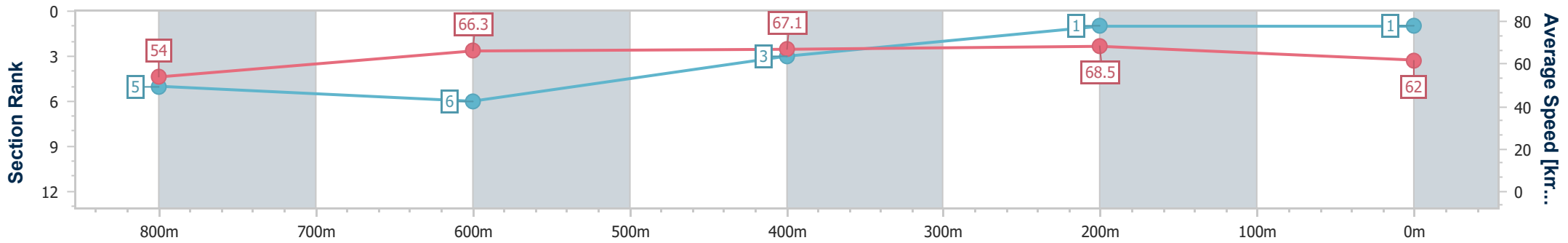


Eagle Farm QLD Professional
 Race 5: SKY RACING BENCHMARK 78 Handicap - 1000m
 14 September 2024 - 14:23
 Track Rating: Good 4, Weather: Fine, Rail Position: True



BRISBANE
RACING CLUB

| Section | Overall | 800m | 600m | 400m | 200m |
|------------------------|--------------------------|--------------------------|--------------------------|--------------------------|--------------------------|
| Section Times | 0:57.17 [1] (0:13.42) | 0:43.75 [5] (0:10.88) | 0:32.87 [6] (0:10.74) | 0:22.13 [3] (0:10.50) | 0:11.63 [1] (0:11.63) |
| Average Speed [km/h] | 54.0 | 66.3 | 67.1 | 68.5 | 62.0 |
| Top Speed [km/h] | 66.6 | 68.2 | 68.5 | 70.4 | 67.6 |
| Avg. Dist. to Rail [m] | 5.3 | 0.9 | 0.6 | 3.3 | 2.3 |
| Avg. Stride Freq. [Hz] | 2.5 | 2.5 | 2.6 | 2.6 | 2.5 |
| Avg. Stride Length [m] | 6.1 | 7.3 | 7.3 | 7.2 | 7.0 |



- [] Ranking at each section and finish
- .-.- No data available at this section
- NA No data available



| | |
|--------------------------------|----------------|
| Horse/Jockey Name | Godfather |
| Final Rank | 2 |
| Fastest Section Time (Section) | 0:10.79 (800m) |
| Top Speed [km/h] (Section) | 70.1 (Overall) |
| Race State | Finished |

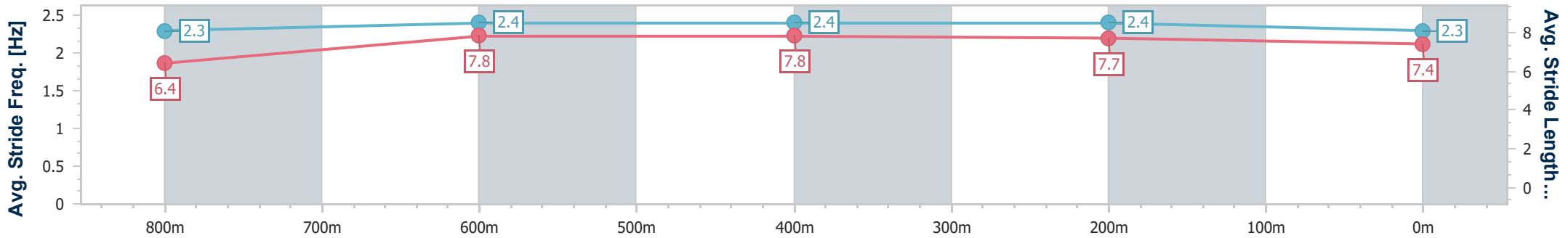
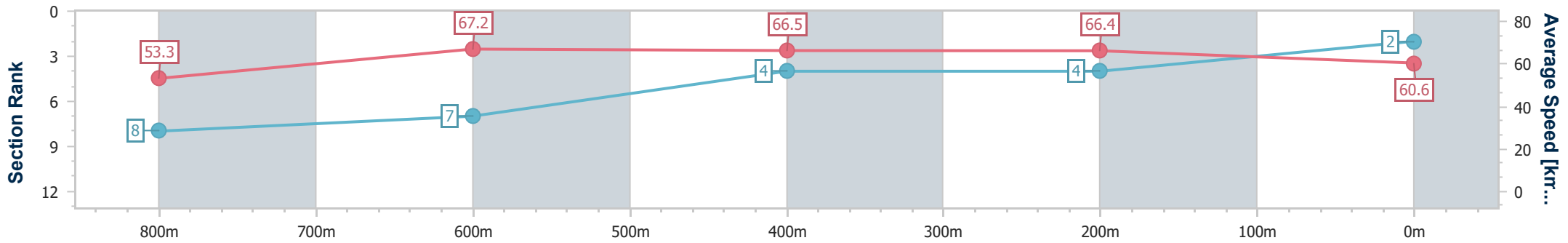


Eagle Farm QLD Professional
 Race 5: SKY RACING BENCHMARK 78 Handicap - 1000m
 14 September 2024 - 14:23
 Track Rating: Good 4, Weather: Fine, Rail Position: True



BRISBANE
RACING CLUB

| Section | Overall | 800m | 600m | 400m | 200m |
|------------------------|--------------------------|--------------------------|--------------------------|--------------------------|--------------------------|
| Section Times | 0:57.93 [2] (0:13.56) | 0:44.37 [8] (0:10.79) | 0:33.58 [7] (0:10.89) | 0:22.69 [4] (0:10.82) | 0:11.87 [4] (0:11.87) |
| Average Speed [km/h] | 53.3 | 67.2 | 66.5 | 66.4 | 60.6 |
| Top Speed [km/h] | 70.1 | 69.9 | 67.3 | 68.2 | 64.0 |
| Avg. Dist. to Rail [m] | 5.1 | 0.9 | 1.3 | 4.4 | 4.6 |
| Avg. Stride Freq. [Hz] | 2.3 | 2.4 | 2.4 | 2.4 | 2.3 |
| Avg. Stride Length [m] | 6.4 | 7.8 | 7.8 | 7.7 | 7.4 |



- [] Ranking at each section and finish
- .-.- No data available at this section
- NA No data available



| | |
|--------------------------------|----------------|
| Horse/Jockey Name | Mr Galazi |
| Final Rank | 3 |
| Fastest Section Time (Section) | 0:10.65 (800m) |
| Top Speed [km/h] (Section) | 69.2 (800m) |
| Race State | Finished |

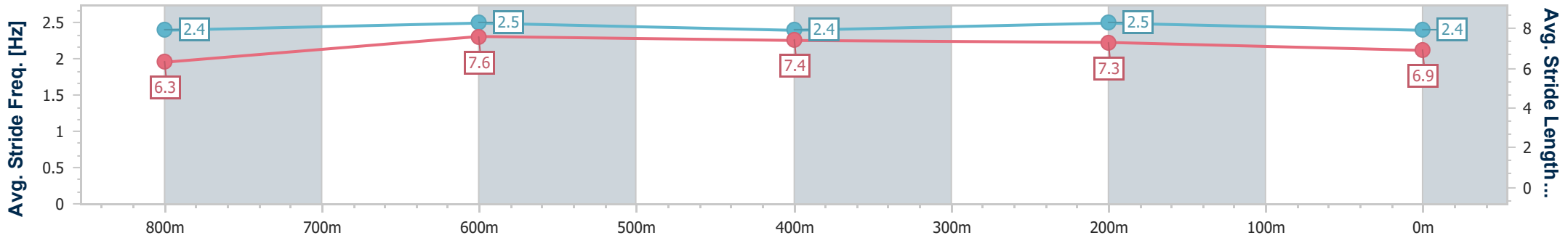
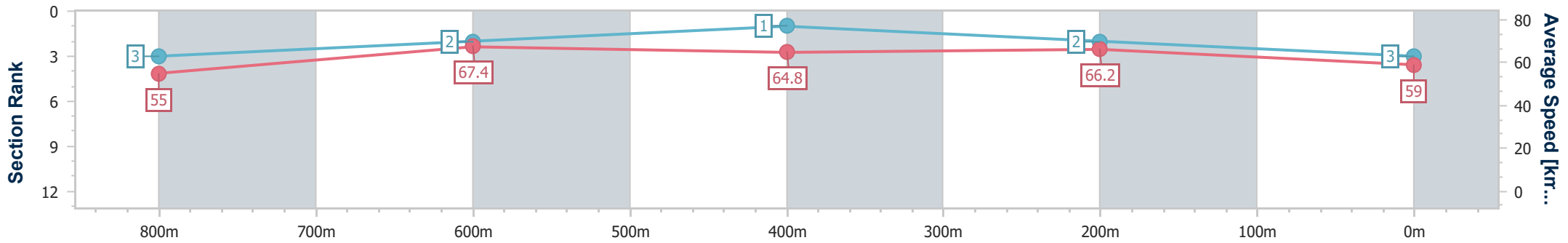


Eagle Farm QLD Professional
 Race 5: SKY RACING BENCHMARK 78 Handicap - 1000m
 14 September 2024 - 14:23
 Track Rating: Good 4, Weather: Fine, Rail Position: True



BRISBANE
RACING CLUB

| Section | Overall | 800m | 600m | 400m | 200m |
|------------------------|--------------------------|--------------------------|--------------------------|--------------------------|--------------------------|
| Section Times | 0:58.02 [3] (0:13.15) | 0:44.87 [3] (0:10.65) | 0:34.22 [2] (0:11.18) | 0:23.04 [1] (0:10.86) | 0:12.18 [2] (0:12.18) |
| Average Speed [km/h] | 55.0 | 67.4 | 64.8 | 66.2 | 59.0 |
| Top Speed [km/h] | 68.0 | 69.2 | 65.6 | 68.4 | 61.7 |
| Avg. Dist. to Rail [m] | 3.9 | 0.5 | 1.4 | 2.6 | 2.2 |
| Avg. Stride Freq. [Hz] | 2.4 | 2.5 | 2.4 | 2.5 | 2.4 |
| Avg. Stride Length [m] | 6.3 | 7.6 | 7.4 | 7.3 | 6.9 |



- [] Ranking at each section and finish
- .-.- No data available at this section
- NA No data available



| | |
|--------------------------------|----------------|
| Horse/Jockey Name | Heartoni |
| Final Rank | 4 |
| Fastest Section Time (Section) | 0:10.90 (400m) |
| Top Speed [km/h] (Section) | 67.8 (400m) |
| Race State | Finished |

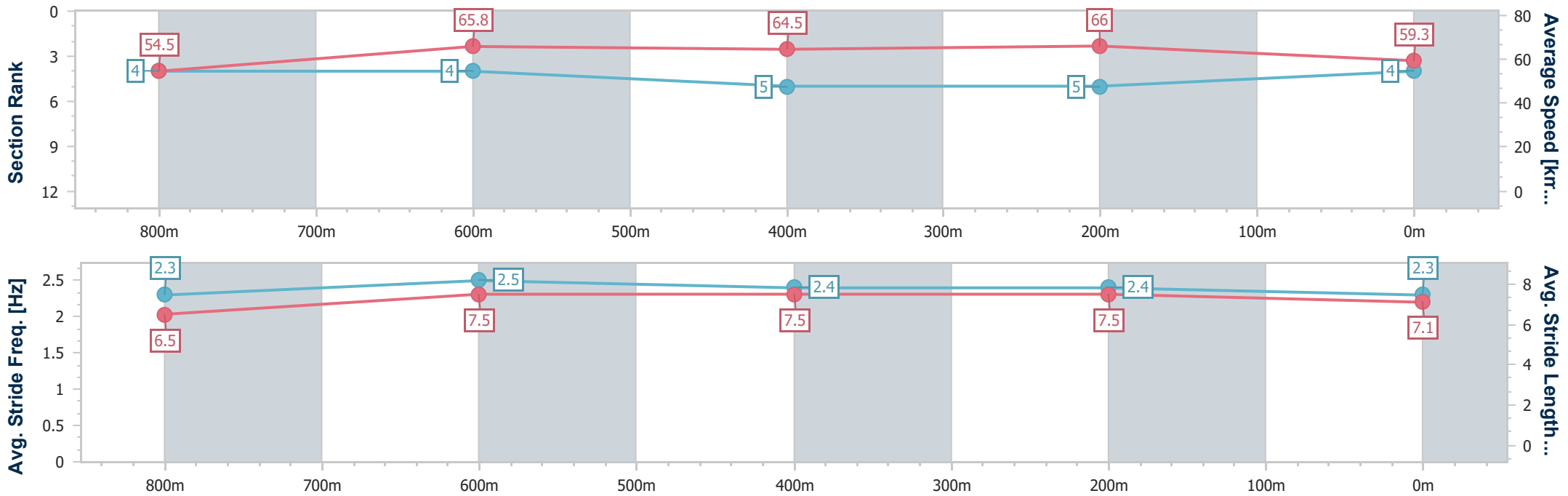


Eagle Farm QLD Professional
 Race 5: SKY RACING BENCHMARK 78 Handicap - 1000m
 14 September 2024 - 14:23
 Track Rating: Good 4, Weather: Fine, Rail Position: True



BRISBANE
RACING CLUB

| Section | Overall | 800m | 600m | 400m | 200m |
|------------------------|--------------------------|--------------------------|--------------------------|--------------------------|--------------------------|
| Section Times | 0:58.30 [4] (0:13.24) | 0:45.06 [4] (0:10.91) | 0:34.15 [4] (0:11.10) | 0:23.05 [5] (0:10.90) | 0:12.15 [5] (0:12.15) |
| Average Speed [km/h] | 54.5 | 65.8 | 64.5 | 66.0 | 59.3 |
| Top Speed [km/h] | 67.1 | 66.8 | 65.9 | 67.8 | 62.9 |
| Avg. Dist. to Rail [m] | 3.3 | 0.4 | 1.1 | 1.9 | 2.9 |
| Avg. Stride Freq. [Hz] | 2.3 | 2.5 | 2.4 | 2.4 | 2.3 |
| Avg. Stride Length [m] | 6.5 | 7.5 | 7.5 | 7.5 | 7.1 |



- [] Ranking at each section and finish
- .-.- No data available at this section
- NA No data available



| | |
|--------------------------------|----------------|
| Horse/Jockey Name | Battlefield |
| Final Rank | 5 |
| Fastest Section Time (Section) | 0:10.90 (400m) |
| Top Speed [km/h] (Section) | 68.7 (Overall) |
| Race State | Finished |

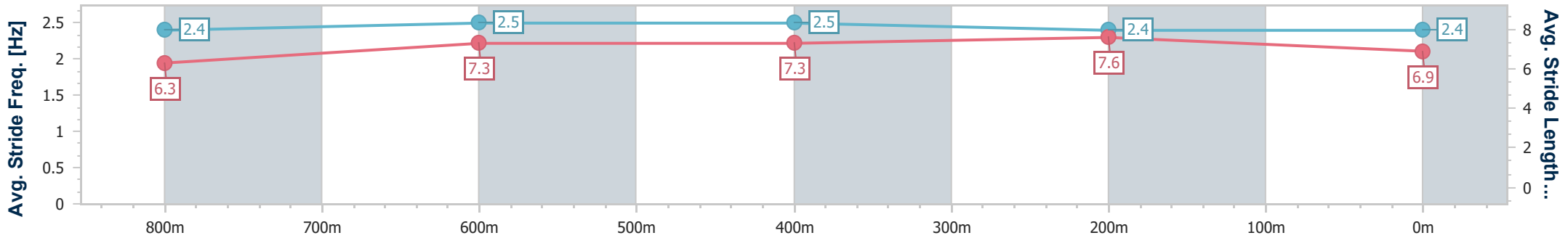
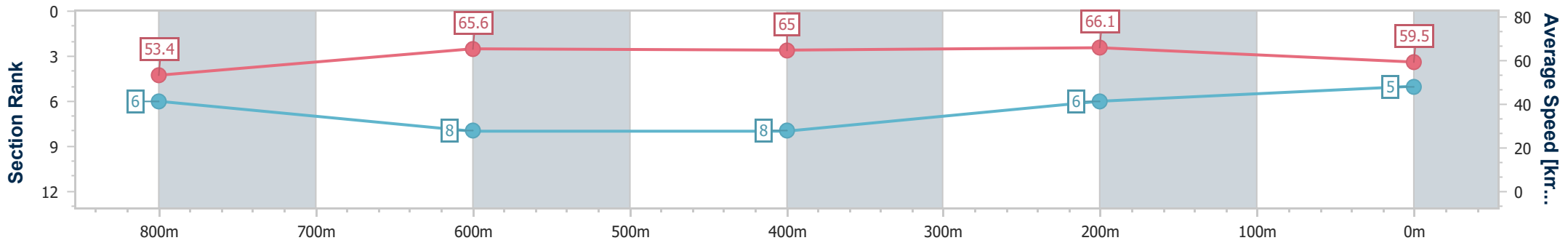


Eagle Farm QLD Professional
 Race 5: SKY RACING BENCHMARK 78 Handicap - 1000m
 14 September 2024 - 14:23
 Track Rating: Good 4, Weather: Fine, Rail Position: True



BRISBANE
RACING CLUB

| Section | Overall | 800m | 600m | 400m | 200m |
|------------------------|--------------------------|--------------------------|--------------------------|--------------------------|--------------------------|
| Section Times | 0:58.43 [5] (0:13.54) | 0:44.89 [6] (0:10.93) | 0:33.96 [8] (0:10.96) | 0:23.00 [8] (0:10.90) | 0:12.10 [6] (0:12.10) |
| Average Speed [km/h] | 53.4 | 65.6 | 65.0 | 66.1 | 59.5 |
| Top Speed [km/h] | 68.7 | 68.3 | 66.3 | 68.2 | 65.1 |
| Avg. Dist. to Rail [m] | 1.5 | 0.7 | 1.5 | 1.3 | 2.2 |
| Avg. Stride Freq. [Hz] | 2.4 | 2.5 | 2.5 | 2.4 | 2.4 |
| Avg. Stride Length [m] | 6.3 | 7.3 | 7.3 | 7.6 | 6.9 |



- [] Ranking at each section and finish
- .-.- No data available at this section
- NA No data available



| | |
|--------------------------------|----------------|
| Horse/Jockey Name | Liquor |
| Final Rank | 6 |
| Fastest Section Time (Section) | 0:10.82 (800m) |
| Top Speed [km/h] (Section) | 68.6 (Overall) |
| Race State | Finished |

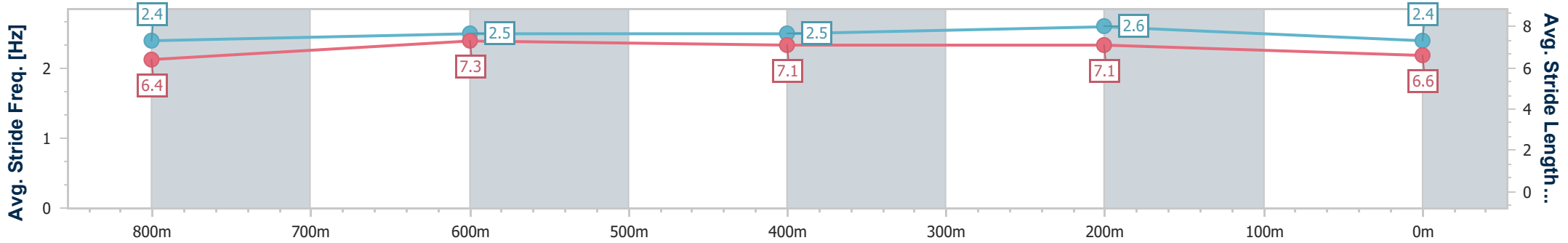
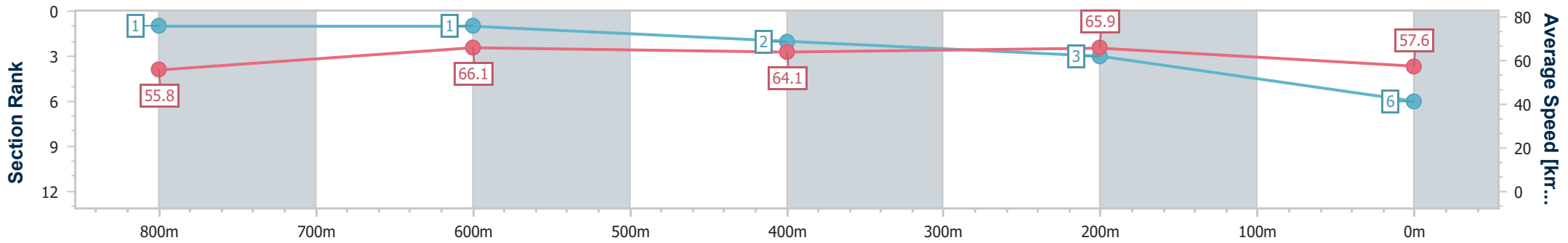


Eagle Farm QLD Professional
 Race 5: SKY RACING BENCHMARK 78 Handicap - 1000m
 14 September 2024 - 14:23
 Track Rating: Good 4, Weather: Fine, Rail Position: True



BRISBANE
RACING CLUB

| Section | Overall | 800m | 600m | 400m | 200m |
|------------------------|--------------------------|--------------------------|--------------------------|--------------------------|--------------------------|
| Section Times | 0:58.47 [6] (0:12.98) | 0:45.49 [1] (0:10.82) | 0:34.67 [1] (0:11.22) | 0:23.45 [2] (0:10.94) | 0:12.51 [3] (0:12.51) |
| Average Speed [km/h] | 55.8 | 66.1 | 64.1 | 65.9 | 57.6 |
| Top Speed [km/h] | 68.6 | 67.6 | 65.4 | 67.6 | 62.0 |
| Avg. Dist. to Rail [m] | 5.0 | 1.6 | 0.6 | 0.4 | 0.6 |
| Avg. Stride Freq. [Hz] | 2.4 | 2.5 | 2.5 | 2.6 | 2.4 |
| Avg. Stride Length [m] | 6.4 | 7.3 | 7.1 | 7.1 | 6.6 |



- [] Ranking at each section and finish
- .-.- No data available at this section
- NA No data available



| | |
|--------------------------------|----------------|
| Horse/Jockey Name | Kavak |
| Final Rank | 7 |
| Fastest Section Time (Section) | 0:10.73 (800m) |
| Top Speed [km/h] (Section) | 68.5 (800m) |
| Race State | Finished |

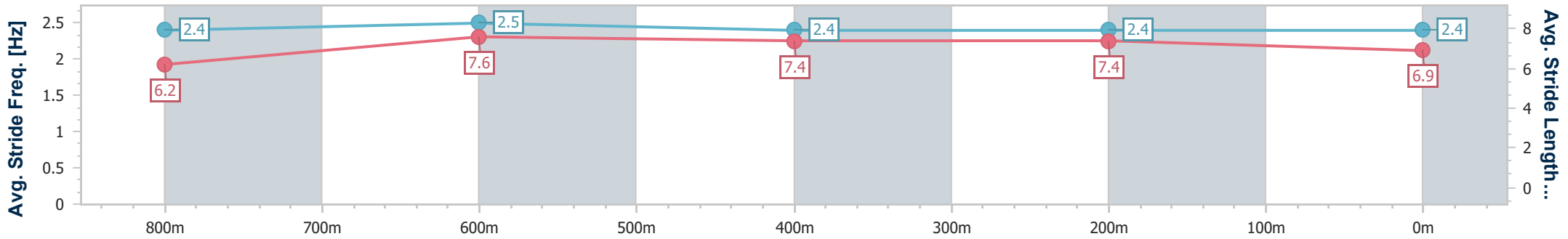
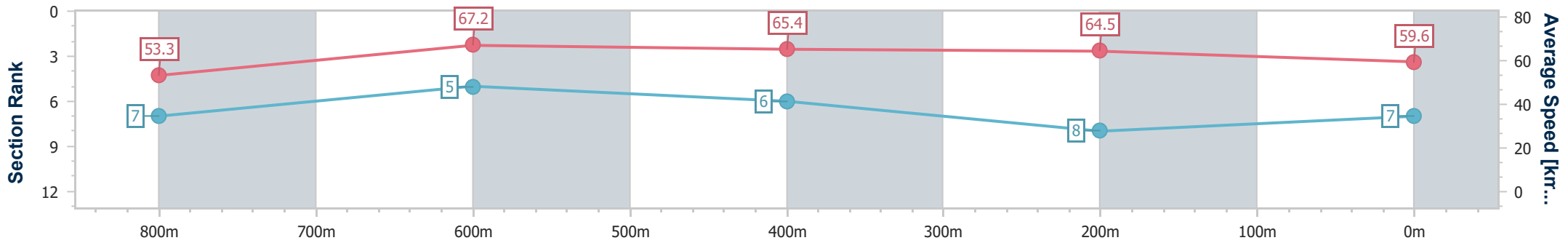


Eagle Farm QLD Professional
 Race 5: SKY RACING BENCHMARK 78 Handicap - 1000m
 14 September 2024 - 14:23
 Track Rating: Good 4, Weather: Fine, Rail Position: True



BRISBANE
RACING CLUB

| Section | Overall | 800m | 600m | 400m | 200m |
|------------------------|--------------------------|--------------------------|--------------------------|--------------------------|--------------------------|
| Section Times | 0:58.59 [7] (0:13.55) | 0:45.04 [7] (0:10.73) | 0:34.31 [5] (0:11.08) | 0:23.23 [6] (0:11.15) | 0:12.08 [8] (0:12.08) |
| Average Speed [km/h] | 53.3 | 67.2 | 65.4 | 64.5 | 59.6 |
| Top Speed [km/h] | 68.3 | 68.5 | 67.1 | 66.4 | 62.1 |
| Avg. Dist. to Rail [m] | 2.8 | 0.7 | 1.4 | 5.5 | 6.8 |
| Avg. Stride Freq. [Hz] | 2.4 | 2.5 | 2.4 | 2.4 | 2.4 |
| Avg. Stride Length [m] | 6.2 | 7.6 | 7.4 | 7.4 | 6.9 |



- [] Ranking at each section and finish
- .-.- No data available at this section
- NA No data available



| | |
|--------------------------------|----------------|
| Horse/Jockey Name | Muschialli |
| Final Rank | 8 |
| Fastest Section Time (Section) | 0:10.99 (800m) |
| Top Speed [km/h] (Section) | 67.8 (Overall) |
| Race State | Finished |

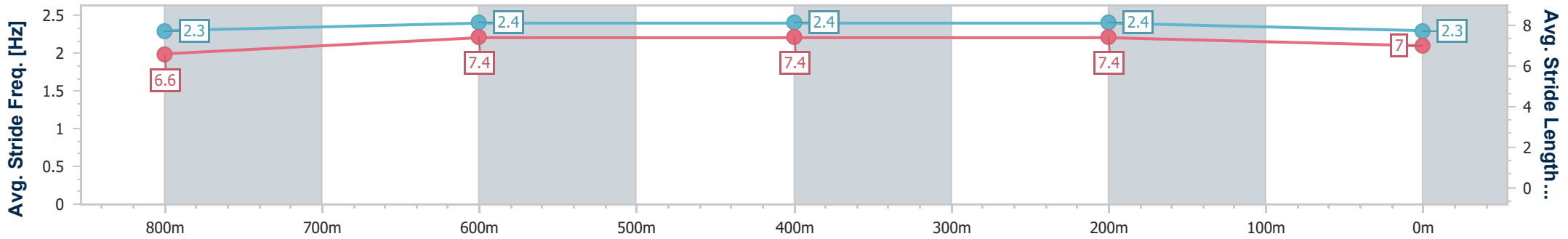
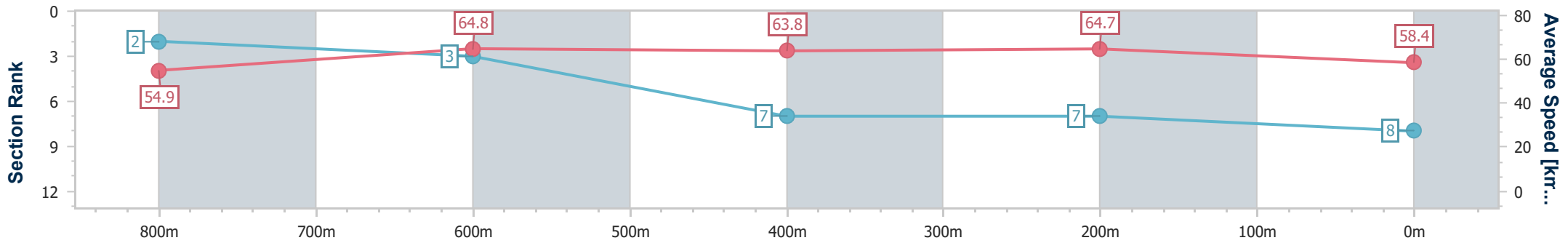


Eagle Farm QLD Professional
 Race 5: SKY RACING BENCHMARK 78 Handicap - 1000m
 14 September 2024 - 14:23
 Track Rating: Good 4, Weather: Fine, Rail Position: True



BRISBANE
RACING CLUB

| Section | Overall | 800m | 600m | 400m | 200m |
|------------------------|--------------------------|--------------------------|--------------------------|--------------------------|--------------------------|
| Section Times | 0:58.83 [8] (0:13.14) | 0:45.69 [2] (0:10.99) | 0:34.70 [3] (0:11.24) | 0:23.46 [7] (0:11.14) | 0:12.32 [7] (0:12.32) |
| Average Speed [km/h] | 54.9 | 64.8 | 63.8 | 64.7 | 58.4 |
| Top Speed [km/h] | 67.8 | 65.6 | 65.0 | 66.8 | 62.0 |
| Avg. Dist. to Rail [m] | 1.0 | 1.6 | 1.0 | 3.9 | 3.3 |
| Avg. Stride Freq. [Hz] | 2.3 | 2.4 | 2.4 | 2.4 | 2.3 |
| Avg. Stride Length [m] | 6.6 | 7.4 | 7.4 | 7.4 | 7.0 |



- [] Ranking at each section and finish
- .-.- No data available at this section
- NA No data available