



Toowoomba QLD Professional

Race 1: EXCAVATION EQUIPMENT Class 3 Handicap - 1625m

14 September 2024 - 17:30



Track Rating: Good 4, Weather: Fine, Rail Position: True

| Section | | Overall | 1400m | 1200m | 1000m | 800m | 600m | 400m | Last 600m | | | | |
|-------------|----------------------------------|----------------------|----------------------|----------------------|--------------------------|--------------------------|--------------------------|--------------------------|--------------------------|--------------------------|--------------------------|---------|------------------------|
| Field Times | | 1:39.20 (0:14.72) | 1:24.48 (0:11.04) | 1:13.44 (0:11.57) | 1:01.87 (0:12.09) | 0:49.78 (0:12.53) | 0:37.25 (0:12.27) | 0:24.98 (0:12.39) | 0:37.25 | | | | |
| Rank | TAB Horse/Jockey | Barrier | Top Speed [km/h] | Fastest Section | | | | | | | | | Distance Travelled [m] |
| 1 | 1 IT'SMEMARIO Nozi Tomizawa | 4 | 67.2 | 0:11.31 | 1:39.20 [1] (0:15.07) | 1:24.13 [6] (0:11.31) | 1:12.82 [6] (0:11.90) | 1:00.92 [6] (0:12.04) | 0:48.88 [6] (0:12.36) | 0:36.52 [5] (0:12.05) | 0:24.47 [4] (0:12.11) | 0:36.52 | |
| 2 | 3 NERANO Justin Stanley | 3 | 67.1 | 0:11.04 | 1:39.30 [2] (0:14.72) | 1:24.58 [1] (0:11.04) | 1:13.54 [1] (0:11.61) | 1:01.93 [2] (0:12.23) | 0:49.70 [2] (0:12.49) | 0:37.21 [2] (0:12.22) | 0:24.99 [2] (0:12.35) | 0:37.21 | -2 |
| 3 | 6 NEW JOY Alisha Donald | 8 | 68.7 | 0:11.09 | 1:39.33 [3] (0:14.75) | 1:24.58 [2] (0:11.09) | 1:13.49 [2] (0:11.49) | 1:02.00 [1] (0:12.09) | 0:49.91 [1] (0:12.53) | 0:37.38 [1] (0:12.27) | 0:25.11 [1] (0:12.39) | 0:37.38 | -12 |
| 4 | 4 BLUE CHIP GIRL Landan Sykes | 1 | 67.1 | 0:11.20 | 1:39.38 [4] (0:15.00) | 1:24.38 [5] (0:11.20) | 1:13.18 [4] (0:11.82) | 1:01.36 [4] (0:12.19) | 0:49.17 [5] (0:12.54) | 0:36.63 [6] (0:12.15) | 0:24.48 [6] (0:12.19) | 0:36.63 | -6 |
| 5 | 8 STAR CHANCE Luke Tarrant | 5 | 65.4 | 0:11.60 | 1:39.52 [5] (0:15.19) | 1:24.33 [8] (0:11.60) | 1:12.73 [8] (0:11.84) | 1:00.89 [9] (0:12.31) | 0:48.58 [9] (0:12.34) | 0:36.24 [9] (0:11.95) | 0:24.29 [8] (0:12.09) | 0:36.24 | -4 |
| 6 | 2 ROMAN DAGGER Karl Zechner | 2 | 66.0 | 0:11.35 | 1:39.61 [6] (0:15.19) | 1:24.42 [7] (0:11.35) | 1:13.07 [7] (0:11.77) | 1:01.30 [7] (0:12.14) | 0:49.16 [7] (0:12.44) | 0:36.72 [7] (0:12.14) | 0:24.58 [7] (0:12.14) | 0:36.72 | -6 |
| 7 | 9 ANTHROPICA Montanna Savva | 9 | 69.1 | 0:11.11 | 1:40.06 [7] (0:14.79) | 1:25.27 [3] (0:11.11) | 1:14.16 [3] (0:11.79) | 1:02.37 [3] (0:12.26) | 0:50.11 [3] (0:12.44) | 0:37.67 [3] (0:12.19) | 0:25.48 [3] (0:12.49) | 0:37.67 | -6 |
| 8 | 7 SOCIAL STAR Les Tilley | 7 | 68.3 | 0:11.31 | 1:40.27 [8] (0:14.89) | 1:25.38 [4] (0:11.31) | 1:14.07 [5] (0:11.88) | 1:02.19 [5] (0:12.07) | 0:50.12 [4] (0:12.33) | 0:37.79 [4] (0:12.29) | 0:25.50 [5] (0:12.39) | 0:37.79 | -3 |
| 9 | 10 SAYS WHO Kenji Yoshida | 6 | 66.1 | 0:11.34 | 1:40.96 [9] (0:15.53) | 1:25.43 [9] (0:11.34) | 1:14.09 [9] (0:11.72) | 1:02.37 [8] (0:12.15) | 0:50.22 [8] (0:12.21) | 0:38.01 [8] (0:12.49) | 0:25.52 [9] (0:12.53) | 0:38.01 | -1 |

Scratched: Bringme (#5)

[] Ranking at each section and finish
 -:-:- No data available at this section
 NA No data available

SCN Saddle cloth number
 DNF Did not finish
 DNT Did not track



Toowoomba QLD Professional

Race 1: EXCAVATION EQUIPMENT Class 3 Handicap - 1625m

14 September 2024 - 17:30



Track Rating: Good 4, Weather: Fine, Rail Position: True

| Section | | | | 200m | | | | Last 600m | |
|-------------|-----|---------------------------------------|---------|----------------------|------------------|--------------------------|---------|-----------|------------------------|
| Field Times | | | | 0:12.59 (0:12.59) | | | | 0:37.25 | |
| Rank | TAB | Horse/Jockey | Barrier | Top Speed [km/h] | Fastest Section | Margin | | | Distance Travelled [m] |
| 1 | 1 | IT'SMEMARIO Nozi Tomizawa | 4 | 67.2 Overall | 0:11.31 1400m | 0:12.36 [3] (0:12.36) | 1:39.20 | | 0:36.52 |
| 2 | 3 | NERANO Justin Stanley | 3 | 67.1 1400m | 0:11.04 1400m | 0:12.64 [2] (0:12.64) | 0.5L | | 0:37.21 -2 |
| 3 | 6 | NEW JOY Alisha Donald | 8 | 68.7 Overall | 0:11.09 1400m | 0:12.72 [1] (0:12.72) | 0.7L | | 0:37.38 -12 |
| 4 | 4 | BLUE CHIP GIRL Landan Sykes | 1 | 67.1 Overall | 0:11.20 1400m | 0:12.29 [5] (0:12.29) | 0.9L | | 0:36.63 -6 |
| 5 | 8 | STAR CHANCE Luke Tarrant | 5 | 65.4 1400m | 0:11.60 1400m | 0:12.20 [8] (0:12.20) | 1.7L | | 0:36.24 -4 |
| 6 | 2 | ROMAN DAGGER Karl Zechner | 2 | 66.0 Overall | 0:11.35 1400m | 0:12.44 [7] (0:12.44) | 2.2L | | 0:36.72 -6 |
| 7 | 9 | ANTHROPICA Montanna Savva | 9 | 69.1 Overall | 0:11.11 1400m | 0:12.99 [4] (0:12.99) | 4.7L | | 0:37.67 -6 |
| 8 | 7 | SOCIAL STAR Les Tilley | 7 | 68.3 Overall | 0:11.31 1400m | 0:13.11 [6] (0:13.11) | 5.7L | | 0:37.79 -3 |
| 9 | 10 | SAYS WHO Kenji Yoshida | 6 | 66.1 Overall | 0:11.34 1400m | 0:12.99 [9] (0:12.99) | 9.7L | | 0:38.01 -1 |

Scratched: Bringme (#5)



| | |
|--------------------------------|-----------------|
| Horse/Jockey Name | It'smemario |
| Final Rank | 1 |
| Fastest Section Time (Section) | 0:11.31 (1400m) |
| Top Speed [km/h] (Section) | 67.2 (Overall) |
| Race State | Finished |



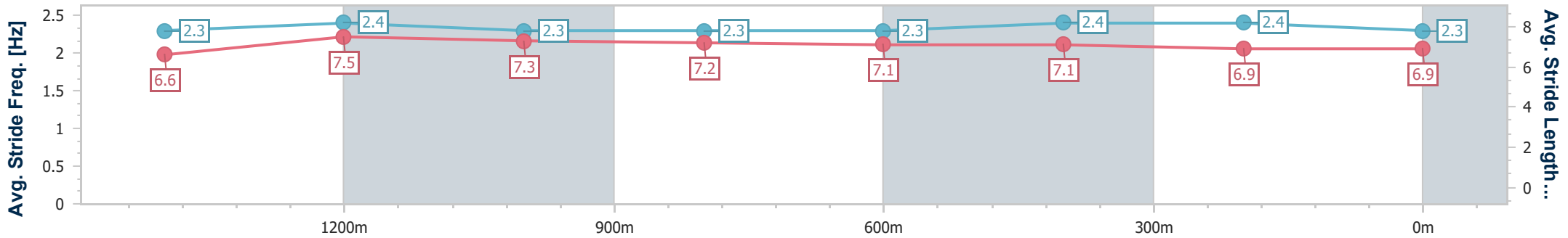
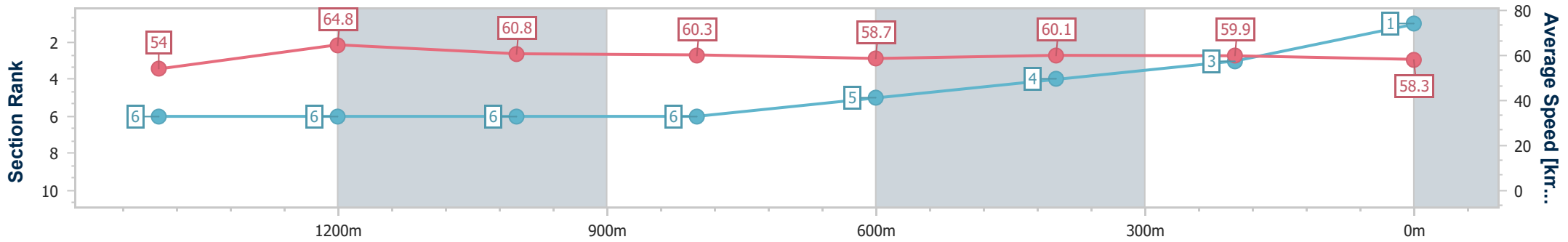
Toowoomba QLD Professional
Race 1: EXCAVATION EQUIPMENT Class 3 Handicap - 1625m



14 September 2024 - 17:30

Track Rating: Good 4, Weather: Fine, Rail Position: True

| Section | Overall | 1400m | 1200m | 1000m | 800m | 600m | 400m | 200m |
|------------------------|--------------------------|--------------------------|--------------------------|--------------------------|--------------------------|--------------------------|--------------------------|--------------------------|
| Section Times | 1:39.20 [1] (0:15.07) | 1:24.13 [6] (0:11.31) | 1:12.82 [6] (0:11.90) | 1:00.92 [6] (0:12.04) | 0:48.88 [6] (0:12.36) | 0:36.52 [5] (0:12.05) | 0:24.47 [4] (0:12.11) | 0:12.36 [3] (0:12.36) |
| Average Speed [km/h] | 54.0 | 64.8 | 60.8 | 60.3 | 58.7 | 60.1 | 59.9 | 58.3 |
| Top Speed [km/h] | 67.2 | 66.6 | 63.6 | 61.7 | 60.3 | 61.5 | 61.8 | 60.1 |
| Avg. Dist. to Rail [m] | 5.3 | 2.7 | 3.6 | 2.5 | 2.2 | 1.2 | 2.5 | 1.6 |
| Avg. Stride Freq. [Hz] | 2.3 | 2.4 | 2.3 | 2.3 | 2.3 | 2.4 | 2.4 | 2.3 |
| Avg. Stride Length [m] | 6.6 | 7.5 | 7.3 | 7.2 | 7.1 | 7.1 | 6.9 | 6.9 |



- [] Ranking at each section and finish
- .-.- No data available at this section
- NA No data available



| | |
|--------------------------------|-----------------|
| Horse/Jockey Name | Nerano |
| Final Rank | 2 |
| Fastest Section Time (Section) | 0:11.04 (1400m) |
| Top Speed [km/h] (Section) | 67.1 (1400m) |
| Race State | Finished |



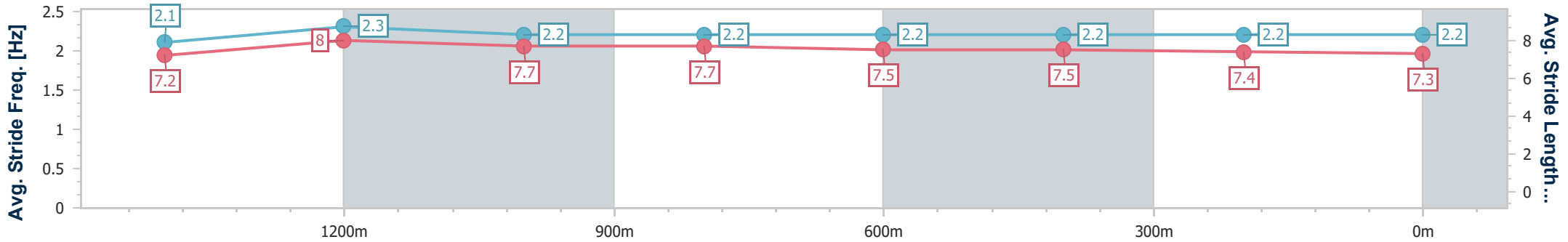
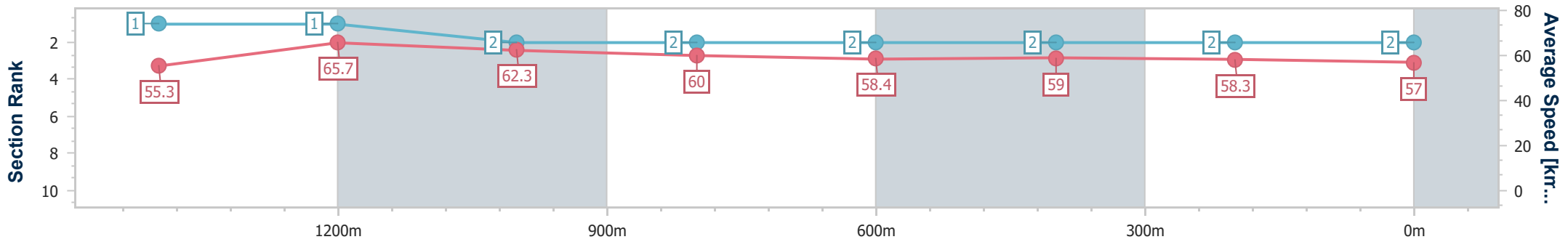
Toowoomba QLD Professional
Race 1: EXCAVATION EQUIPMENT Class 3 Handicap - 1625m



14 September 2024 - 17:30

Track Rating: Good 4, Weather: Fine, Rail Position: True

| Section | Overall | 1400m | 1200m | 1000m | 800m | 600m | 400m | 200m |
|------------------------|--------------------------|--------------------------|--------------------------|--------------------------|--------------------------|--------------------------|--------------------------|--------------------------|
| Section Times | 1:39.30 [2] (0:14.72) | 1:24.58 [1] (0:11.04) | 1:13.54 [1] (0:11.61) | 1:01.93 [2] (0:12.23) | 0:49.70 [2] (0:12.49) | 0:37.21 [2] (0:12.22) | 0:24.99 [2] (0:12.35) | 0:12.64 [2] (0:12.64) |
| Average Speed [km/h] | 55.3 | 65.7 | 62.3 | 60.0 | 58.4 | 59.0 | 58.3 | 57.0 |
| Top Speed [km/h] | 66.8 | 67.1 | 63.3 | 60.9 | 59.3 | 59.7 | 58.9 | 58.3 |
| Avg. Dist. to Rail [m] | 3.7 | 1.8 | 4.1 | 4.8 | 3.3 | 1.2 | 1.0 | 2.5 |
| Avg. Stride Freq. [Hz] | 2.1 | 2.3 | 2.2 | 2.2 | 2.2 | 2.2 | 2.2 | 2.2 |
| Avg. Stride Length [m] | 7.2 | 8.0 | 7.7 | 7.7 | 7.5 | 7.5 | 7.4 | 7.3 |



- [] Ranking at each section and finish
- .-.- No data available at this section
- NA No data available



| | |
|--------------------------------|-----------------|
| Horse/Jockey Name | New Joy |
| Final Rank | 3 |
| Fastest Section Time (Section) | 0:11.09 (1400m) |
| Top Speed [km/h] (Section) | 68.7 (Overall) |
| Race State | Finished |



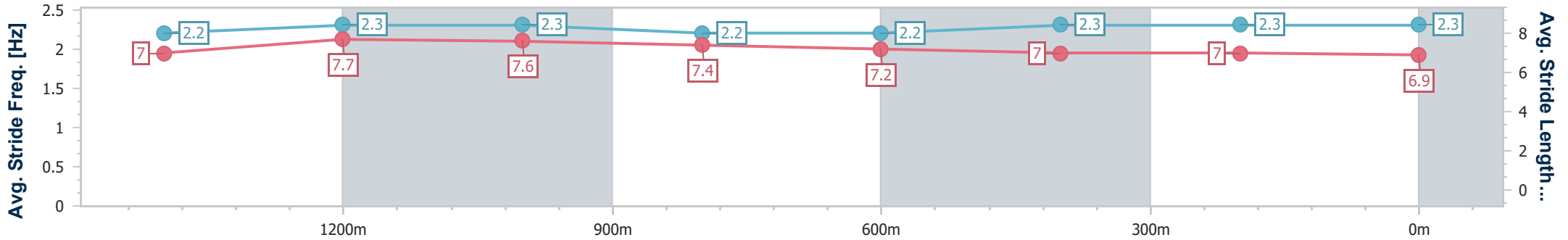
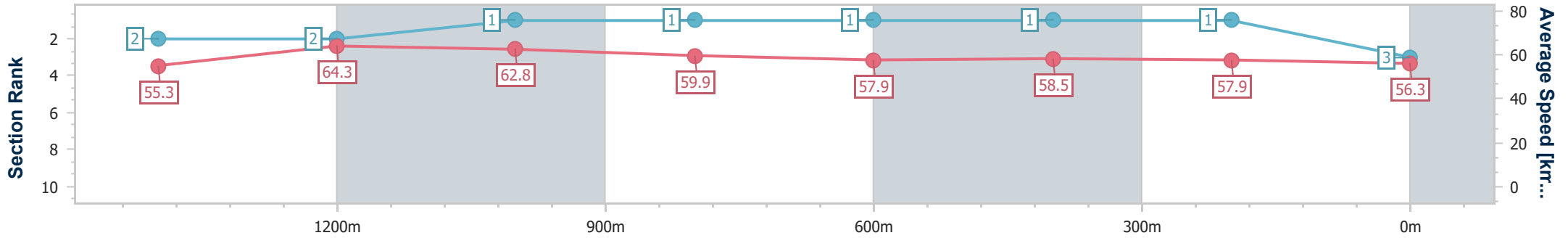
Toowoomba QLD Professional
Race 1: EXCAVATION EQUIPMENT Class 3 Handicap - 1625m



14 September 2024 - 17:30

Track Rating: Good 4, Weather: Fine, Rail Position: True

| Section | Overall | 1400m | 1200m | 1000m | 800m | 600m | 400m | 200m |
|------------------------|--------------------------|--------------------------|--------------------------|--------------------------|--------------------------|--------------------------|--------------------------|--------------------------|
| Section Times | 1:39.33 [3] (0:14.75) | 1:24.58 [2] (0:11.09) | 1:13.49 [2] (0:11.49) | 1:02.00 [1] (0:12.09) | 0:49.91 [1] (0:12.53) | 0:37.38 [1] (0:12.27) | 0:25.11 [1] (0:12.39) | 0:12.72 [1] (0:12.72) |
| Average Speed [km/h] | 55.3 | 64.3 | 62.8 | 59.9 | 57.9 | 58.5 | 57.9 | 56.3 |
| Top Speed [km/h] | 68.7 | 68.4 | 63.5 | 61.7 | 60.0 | 60.0 | 59.2 | 57.7 |
| Avg. Dist. to Rail [m] | 5.8 | 1.6 | 1.8 | 1.7 | 1.7 | 0.8 | 1.3 | 1.4 |
| Avg. Stride Freq. [Hz] | 2.2 | 2.3 | 2.3 | 2.2 | 2.2 | 2.3 | 2.3 | 2.3 |
| Avg. Stride Length [m] | 7.0 | 7.7 | 7.6 | 7.4 | 7.2 | 7.0 | 7.0 | 6.9 |



- [] Ranking at each section and finish
- .-.- No data available at this section
- NA No data available



| | |
|--------------------------------|-----------------|
| Horse/Jockey Name | Blue Chip Girl |
| Final Rank | 4 |
| Fastest Section Time (Section) | 0:11.20 (1400m) |
| Top Speed [km/h] (Section) | 67.1 (Overall) |
| Race State | Finished |



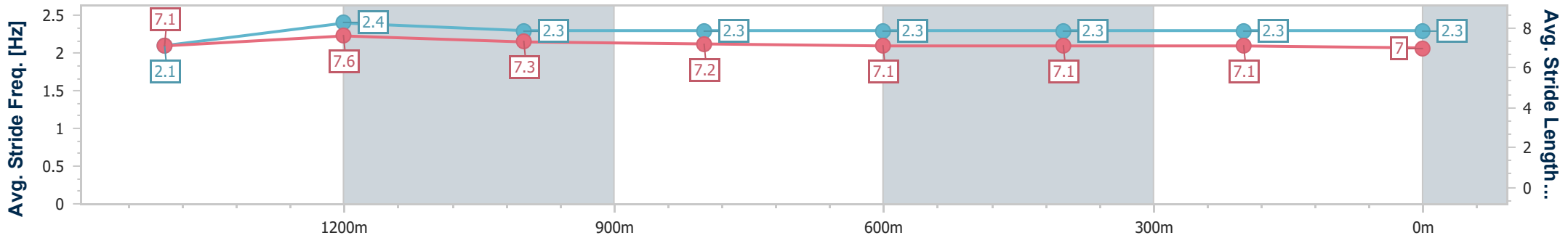
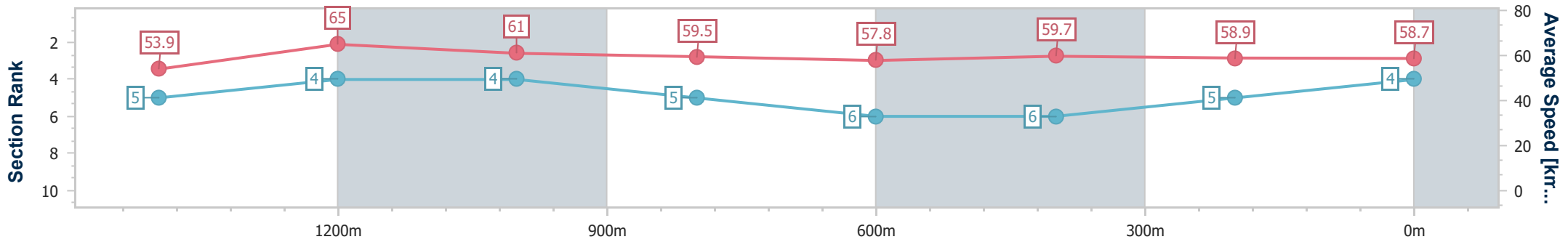
Toowoomba QLD Professional
Race 1: EXCAVATION EQUIPMENT Class 3 Handicap - 1625m



14 September 2024 - 17:30

Track Rating: Good 4, Weather: Fine, Rail Position: True

| Section | Overall | 1400m | 1200m | 1000m | 800m | 600m | 400m | 200m |
|------------------------|--------------------------|--------------------------|--------------------------|--------------------------|--------------------------|--------------------------|--------------------------|--------------------------|
| Section Times | 1:39.38 [4] (0:15.00) | 1:24.38 [5] (0:11.20) | 1:13.18 [4] (0:11.82) | 1:01.36 [4] (0:12.19) | 0:49.17 [5] (0:12.54) | 0:36.63 [6] (0:12.15) | 0:24.48 [6] (0:12.19) | 0:12.29 [5] (0:12.29) |
| Average Speed [km/h] | 53.9 | 65.0 | 61.0 | 59.5 | 57.8 | 59.7 | 58.9 | 58.7 |
| Top Speed [km/h] | 67.1 | 66.0 | 64.0 | 61.3 | 59.2 | 61.3 | 60.3 | 59.6 |
| Avg. Dist. to Rail [m] | 2.2 | 1.7 | 2.8 | 1.7 | 2.0 | 1.0 | 1.2 | 4.1 |
| Avg. Stride Freq. [Hz] | 2.1 | 2.4 | 2.3 | 2.3 | 2.3 | 2.3 | 2.3 | 2.3 |
| Avg. Stride Length [m] | 7.1 | 7.6 | 7.3 | 7.2 | 7.1 | 7.1 | 7.1 | 7.0 |



- [] Ranking at each section and finish
- .-.- No data available at this section
- NA No data available



| | |
|--------------------------------|-----------------|
| Horse/Jockey Name | Star Chance |
| Final Rank | 5 |
| Fastest Section Time (Section) | 0:11.60 (1400m) |
| Top Speed [km/h] (Section) | 65.4 (1400m) |
| Race State | Finished |



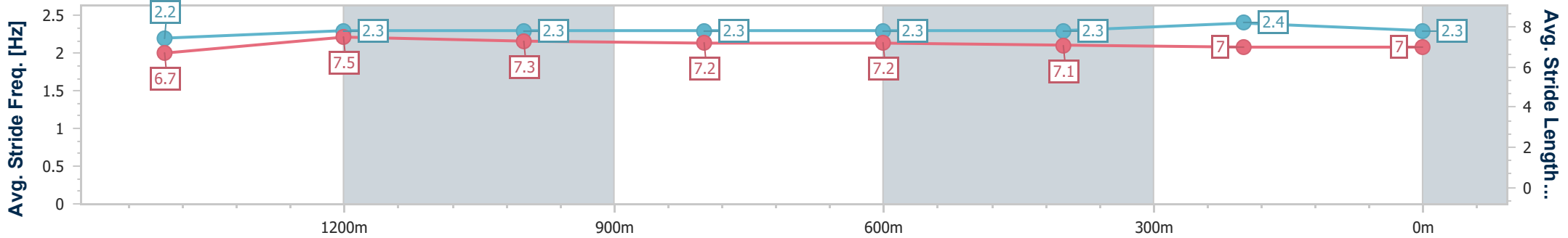
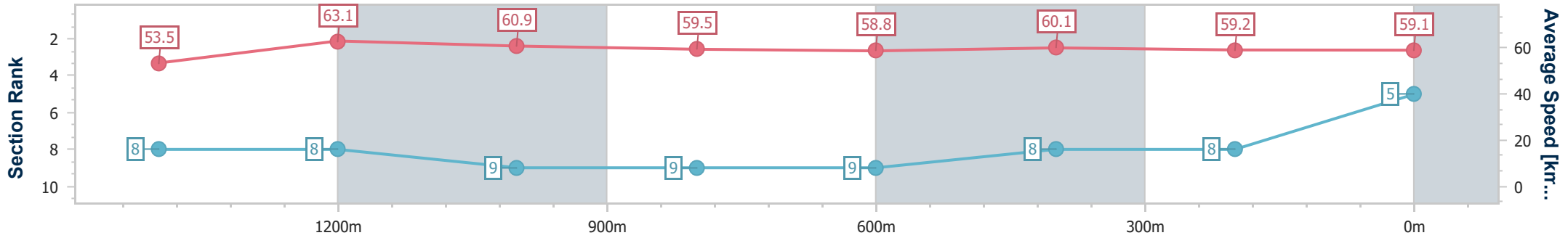
Toowoomba QLD Professional
Race 1: EXCAVATION EQUIPMENT Class 3 Handicap - 1625m



14 September 2024 - 17:30

Track Rating: Good 4, Weather: Fine, Rail Position: True

| Section | Overall | 1400m | 1200m | 1000m | 800m | 600m | 400m | 200m |
|------------------------|--------------------------|--------------------------|--------------------------|--------------------------|--------------------------|--------------------------|--------------------------|--------------------------|
| Section Times | 1:39.52 [5] (0:15.19) | 1:24.33 [8] (0:11.60) | 1:12.73 [8] (0:11.84) | 1:00.89 [9] (0:12.31) | 0:48.58 [9] (0:12.34) | 0:36.24 [9] (0:11.95) | 0:24.29 [8] (0:12.09) | 0:12.20 [8] (0:12.20) |
| Average Speed [km/h] | 53.5 | 63.1 | 60.9 | 59.5 | 58.8 | 60.1 | 59.2 | 59.1 |
| Top Speed [km/h] | 65.2 | 65.4 | 62.9 | 60.1 | 59.8 | 61.8 | 60.5 | 59.5 |
| Avg. Dist. to Rail [m] | 4.3 | 3.1 | 3.3 | 3.8 | 2.6 | 1.2 | 1.4 | 1.7 |
| Avg. Stride Freq. [Hz] | 2.2 | 2.3 | 2.3 | 2.3 | 2.3 | 2.3 | 2.4 | 2.3 |
| Avg. Stride Length [m] | 6.7 | 7.5 | 7.3 | 7.2 | 7.2 | 7.1 | 7.0 | 7.0 |



- [] Ranking at each section and finish
- .-.- No data available at this section
- NA No data available



| | |
|--------------------------------|-----------------|
| Horse/Jockey Name | Roman Dagger |
| Final Rank | 6 |
| Fastest Section Time (Section) | 0:11.35 (1400m) |
| Top Speed [km/h] (Section) | 66.0 (Overall) |
| Race State | Finished |



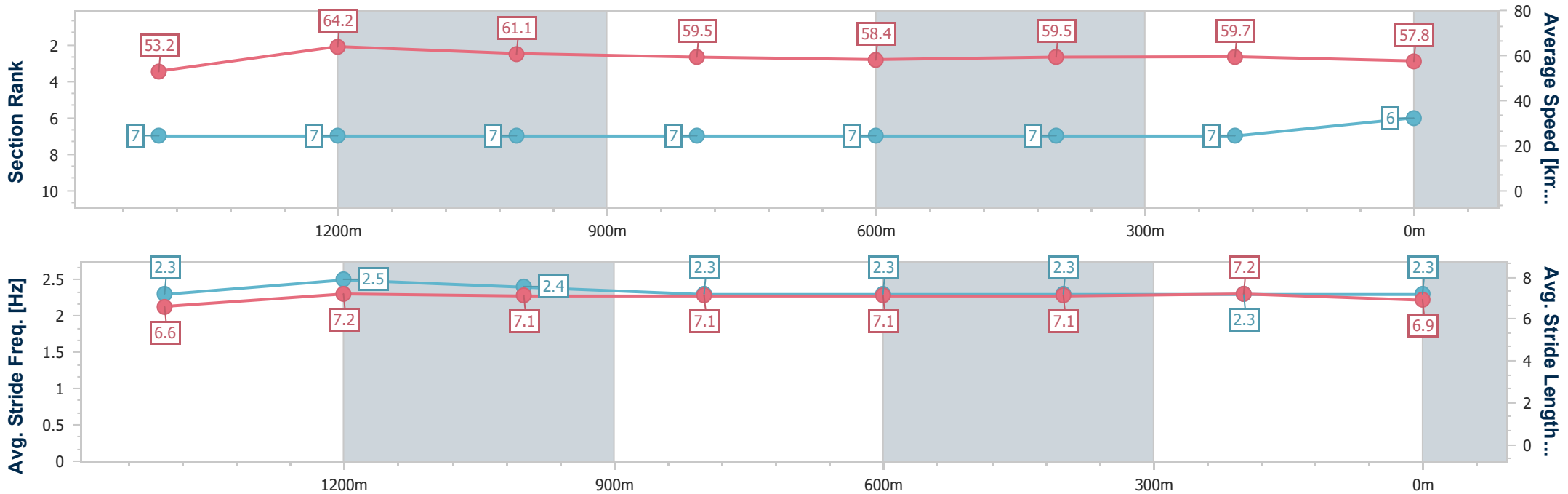
Toowoomba QLD Professional
Race 1: EXCAVATION EQUIPMENT Class 3 Handicap - 1625m



14 September 2024 - 17:30

Track Rating: Good 4, Weather: Fine, Rail Position: True

| Section | Overall | 1400m | 1200m | 1000m | 800m | 600m | 400m | 200m | | | | | |
|------------------------|--------------------------|--------------------------|--------------------------|--------------------------|--------------------------|--------------------------|--------------------------|--------------------------|--|--|--|--|--|
| Section Times | 1:39.61 [6] (0:15.19) | 1:24.42 [7] (0:11.35) | 1:13.07 [7] (0:11.77) | 1:01.30 [7] (0:12.14) | 0:49.16 [7] (0:12.44) | 0:36.72 [7] (0:12.14) | 0:24.58 [7] (0:12.14) | 0:12.44 [7] (0:12.44) | | | | | |
| Average Speed [km/h] | 53.2 | 64.2 | 61.1 | 59.5 | 58.4 | 59.5 | 59.7 | 57.8 | | | | | |
| Top Speed [km/h] | 66.0 | 65.9 | 63.5 | 60.7 | 58.8 | 60.3 | 60.7 | 58.8 | | | | | |
| Avg. Dist. to Rail [m] | 2.4 | 1.6 | 2.1 | 1.6 | 1.7 | 0.8 | 2.9 | 4.9 | | | | | |
| Avg. Stride Freq. [Hz] | 2.3 | 2.5 | 2.4 | 2.3 | 2.3 | 2.3 | 2.3 | 2.3 | | | | | |
| Avg. Stride Length [m] | 6.6 | 7.2 | 7.1 | 7.1 | 7.1 | 7.1 | 7.2 | 6.9 | | | | | |



- [] Ranking at each section and finish
- .-.- No data available at this section
- NA No data available



| | |
|--------------------------------|-----------------|
| Horse/Jockey Name | Anthropica |
| Final Rank | 7 |
| Fastest Section Time (Section) | 0:11.11 (1400m) |
| Top Speed [km/h] (Section) | 69.1 (Overall) |
| Race State | Finished |



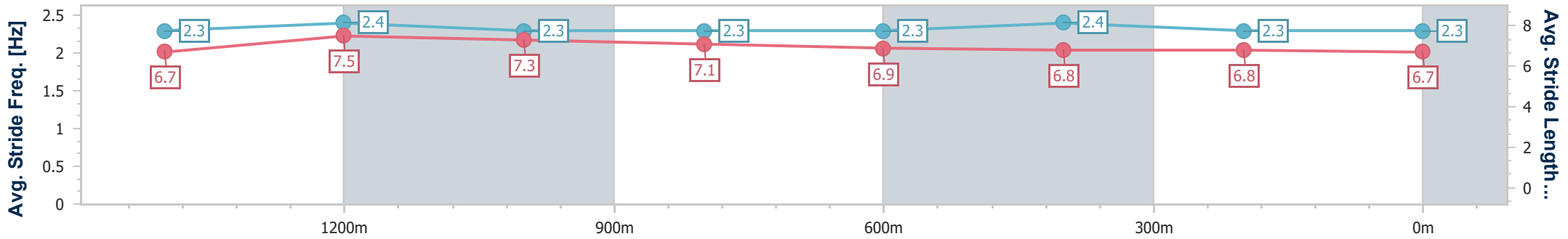
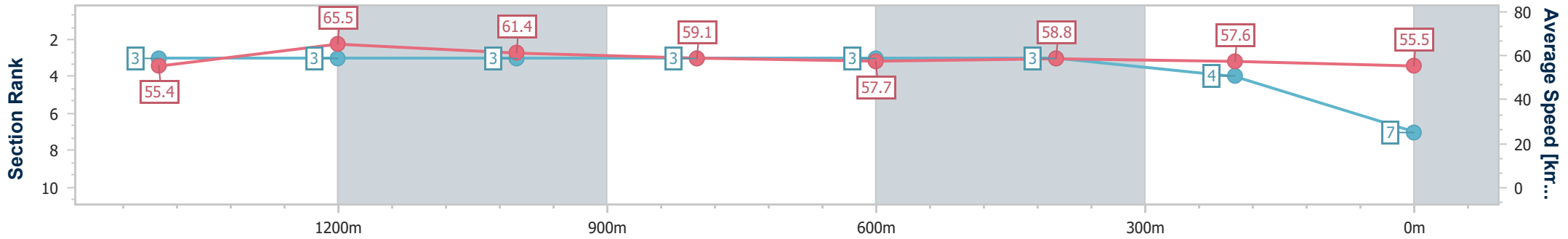
Toowoomba QLD Professional
Race 1: EXCAVATION EQUIPMENT Class 3 Handicap - 1625m



14 September 2024 - 17:30

Track Rating: Good 4, Weather: Fine, Rail Position: True

| Section | Overall | 1400m | 1200m | 1000m | 800m | 600m | 400m | 200m |
|------------------------|--------------------------|--------------------------|--------------------------|--------------------------|--------------------------|--------------------------|--------------------------|--------------------------|
| Section Times | 1:40.06 [7] (0:14.79) | 1:25.27 [3] (0:11.11) | 1:14.16 [3] (0:11.79) | 1:02.37 [3] (0:12.26) | 0:50.11 [3] (0:12.44) | 0:37.67 [3] (0:12.19) | 0:25.48 [3] (0:12.49) | 0:12.99 [4] (0:12.99) |
| Average Speed [km/h] | 55.4 | 65.5 | 61.4 | 59.1 | 57.7 | 58.8 | 57.6 | 55.5 |
| Top Speed [km/h] | 69.1 | 68.6 | 63.9 | 60.5 | 58.5 | 60.2 | 58.5 | 57.0 |
| Avg. Dist. to Rail [m] | 8.7 | 2.3 | 3.9 | 1.8 | 0.4 | 0.9 | 0.8 | 2.9 |
| Avg. Stride Freq. [Hz] | 2.3 | 2.4 | 2.3 | 2.3 | 2.3 | 2.4 | 2.3 | 2.3 |
| Avg. Stride Length [m] | 6.7 | 7.5 | 7.3 | 7.1 | 6.9 | 6.8 | 6.8 | 6.7 |



- [] Ranking at each section and finish
- .-.- No data available at this section
- NA No data available



| | |
|--------------------------------|-----------------|
| Horse/Jockey Name | Social Star |
| Final Rank | 8 |
| Fastest Section Time (Section) | 0:11.31 (1400m) |
| Top Speed [km/h] (Section) | 68.3 (Overall) |
| Race State | Finished |



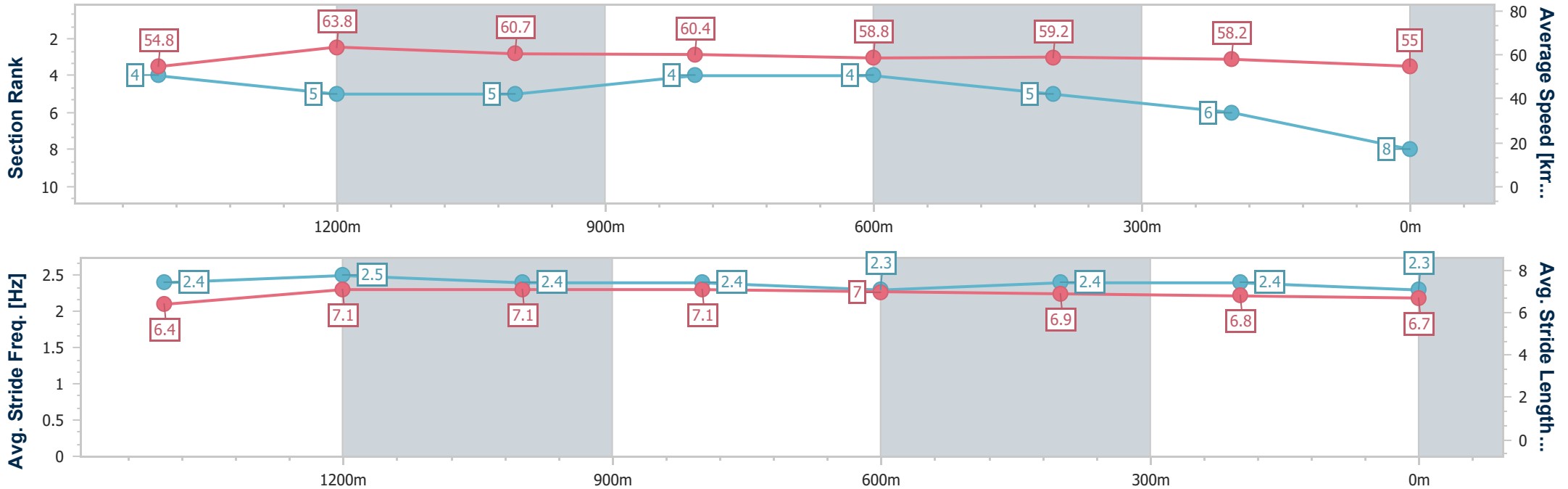
Toowoomba QLD Professional
Race 1: EXCAVATION EQUIPMENT Class 3 Handicap - 1625m



14 September 2024 - 17:30

Track Rating: Good 4, Weather: Fine, Rail Position: True

| Section | Overall | 1400m | 1200m | 1000m | 800m | 600m | 400m | 200m |
|------------------------|--------------------------|--------------------------|--------------------------|--------------------------|--------------------------|--------------------------|--------------------------|--------------------------|
| Section Times | 1:40.27 [8] (0:14.89) | 1:25.38 [4] (0:11.31) | 1:14.07 [5] (0:11.88) | 1:02.19 [5] (0:12.07) | 0:50.12 [4] (0:12.33) | 0:37.79 [4] (0:12.29) | 0:25.50 [5] (0:12.39) | 0:13.11 [6] (0:13.11) |
| Average Speed [km/h] | 54.8 | 63.8 | 60.7 | 60.4 | 58.8 | 59.2 | 58.2 | 55.0 |
| Top Speed [km/h] | 68.3 | 65.3 | 62.8 | 62.3 | 60.5 | 60.5 | 60.7 | 56.9 |
| Avg. Dist. to Rail [m] | 5.0 | 1.2 | 2.9 | 2.5 | 2.3 | 1.8 | 1.5 | 0.5 |
| Avg. Stride Freq. [Hz] | 2.4 | 2.5 | 2.4 | 2.4 | 2.3 | 2.4 | 2.4 | 2.3 |
| Avg. Stride Length [m] | 6.4 | 7.1 | 7.1 | 7.1 | 7.0 | 6.9 | 6.8 | 6.7 |



- [] Ranking at each section and finish
- .-.- No data available at this section
- NA No data available



| | |
|--------------------------------|-----------------|
| Horse/Jockey Name | Says Who |
| Final Rank | 9 |
| Fastest Section Time (Section) | 0:11.34 (1400m) |
| Top Speed [km/h] (Section) | 66.1 (Overall) |
| Race State | Finished |



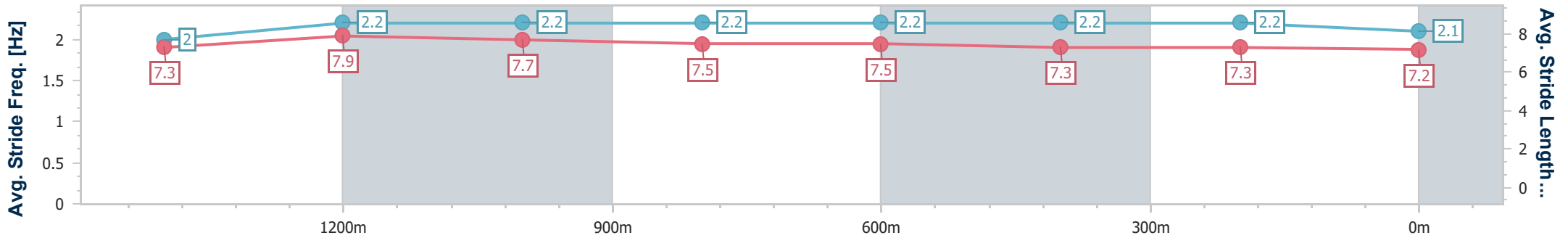
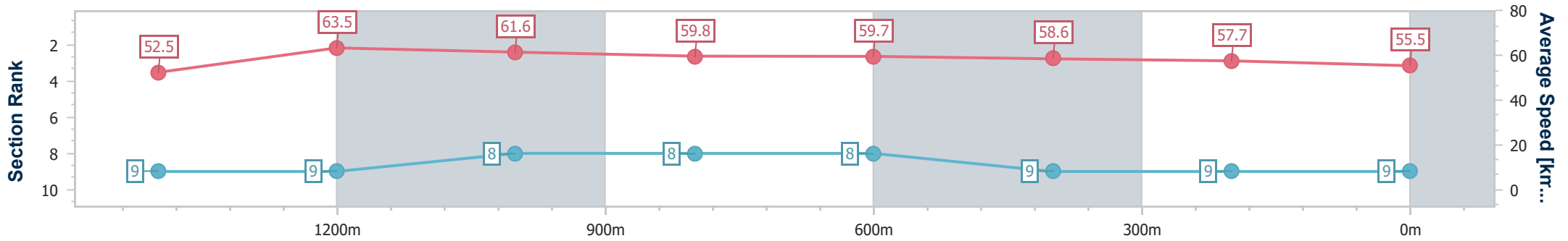
Toowoomba QLD Professional
Race 1: EXCAVATION EQUIPMENT Class 3 Handicap - 1625m



14 September 2024 - 17:30

Track Rating: Good 4, Weather: Fine, Rail Position: True

| Section | Overall | 1400m | 1200m | 1000m | 800m | 600m | 400m | 200m | | | | | |
|------------------------|--------------------------|--------------------------|--------------------------|--------------------------|--------------------------|--------------------------|--------------------------|--------------------------|--|--|--|--|--|
| Section Times | 1:40.96 [9] (0:15.53) | 1:25.43 [9] (0:11.34) | 1:14.09 [9] (0:11.72) | 1:02.37 [8] (0:12.15) | 0:50.22 [8] (0:12.21) | 0:38.01 [8] (0:12.49) | 0:25.52 [9] (0:12.53) | 0:12.99 [9] (0:12.99) | | | | | |
| Average Speed [km/h] | 52.5 | 63.5 | 61.6 | 59.8 | 59.7 | 58.6 | 57.7 | 55.5 | | | | | |
| Top Speed [km/h] | 66.1 | 65.8 | 64.1 | 60.6 | 61.0 | 60.1 | 59.1 | 57.0 | | | | | |
| Avg. Dist. to Rail [m] | 4.4 | 1.0 | 2.9 | 2.2 | 3.6 | 2.9 | 2.1 | 1.8 | | | | | |
| Avg. Stride Freq. [Hz] | 2.0 | 2.2 | 2.2 | 2.2 | 2.2 | 2.2 | 2.2 | 2.1 | | | | | |
| Avg. Stride Length [m] | 7.3 | 7.9 | 7.7 | 7.5 | 7.5 | 7.3 | 7.3 | 7.2 | | | | | |



- [] Ranking at each section and finish
- .-.- No data available at this section
- NA No data available