



# Toowoomba QLD Professional

## Race 2: DIVERSIFIED FUEL SUPPLIES Class 1 Handicap - 1625m

14 September 2024 - 18:12



Track Rating: Good 4, Weather: Fine, Rail Position: True

Section		Overall	1400m	1200m	1000m	800m	600m	400m	Last 600m					
Field Times		1:40.44 (0:15.07)	1:25.37 (0:11.66)	1:13.71 (0:11.85)	1:01.86 (0:12.41)	0:49.45 (0:12.37)	0:37.08 (0:12.27)	0:24.81 (0:12.48)	0:37.08					
Rank	TAB	Horse/Jockey	Barrier	Top Speed [km/h]	Fastest Section								Distance Travelled [m]	
1	4	<b>GOLD PRINCE</b> Chris Taylor	9	64.6	0:11.90	1:40.44 [1] (0:15.44)	1:25.00 [5] (0:11.90)	1:13.10 [6] (0:11.95)	1:01.15 [8] (0:12.36)	0:48.79 [6] (0:12.22)	0:36.57 [6] (0:12.04)	0:24.53 [5] (0:12.20)	0:36.57	
2	3	<b>TRAUTMAN</b> Karl Zechner	2	64.4	0:11.89	1:40.63 [2] (0:15.69)	1:24.94 [9] (0:11.93)	1:13.01 [9] (0:11.89)	1:01.12 [9] (0:12.36)	0:48.76 [9] (0:12.01)	0:36.75 [8] (0:12.13)	0:24.62 [7] (0:12.27)	0:36.75	-6
3	5	<b>DUMA</b> Luke Tarrant	6	66.4	0:11.72	1:40.66 [3] (0:15.41)	1:25.25 [4] (0:11.72)	1:13.53 [4] (0:11.91)	1:01.62 [5] (0:12.32)	0:49.30 [4] (0:12.27)	0:37.03 [4] (0:12.29)	0:24.74 [6] (0:12.21)	0:37.03	-4
4	13	<b>MAPLE DOOR</b> Dylan Bennett	8	68.1	0:11.67	1:40.73 [4] (0:16.10)	1:24.63 [12] (0:11.67)	1:12.96 [11] (0:12.01)	1:00.95 [11] (0:12.34)	0:48.61 [11] (0:12.09)	0:36.52 [11] (0:12.09)	0:24.43 [12] (0:12.24)	0:36.52	-13
5	14	<b>READY TO THUNDER</b> Kenji Yoshida	4	64.4	0:11.85	1:40.83 [5] (0:15.53)	1:25.30 [7] (0:11.90)	1:13.40 [8] (0:11.85)	1:01.55 [6] (0:12.45)	0:49.10 [8] (0:12.22)	0:36.88 [9] (0:12.16)	0:24.72 [8] (0:12.23)	0:36.88	-8
6	1	<b>HOTFOOT PERFORMER</b> Nozi Tomizawa	7	65.4	0:11.78	1:40.88 [6] (0:15.33)	1:25.55 [3] (0:11.78)	1:13.77 [3] (0:11.91)	1:01.86 [4] (0:12.32)	0:49.54 [3] (0:12.25)	0:37.29 [3] (0:12.26)	0:25.03 [3] (0:12.32)	0:37.29	-9
7	9	<b>DUCHESS BREE</b> Nathan Evans	5	64.3	0:11.83	1:40.88 [7] (0:15.95)	1:24.93 [11] (0:11.86)	1:13.07 [12] (0:12.19)	1:00.88 [12] (0:12.47)	0:48.41 [12] (0:11.83)	0:36.58 [12] (0:11.97)	0:24.61 [11] (0:12.11)	0:36.58	-4
8	7	<b>SHOTGUN SIXTYFOUR</b> Landan Sykes	12	65.1	0:11.65	1:40.92 [8] (0:15.29)	1:25.63 [2] (0:11.65)	1:13.98 [2] (0:11.81)	1:02.17 [2] (0:12.25)	0:49.92 [2] (0:12.36)	0:37.56 [1] (0:12.27)	0:25.29 [1] (0:12.54)	0:37.56	-9
9	2	<b>ONE REASON</b> Justin Stanley	1	65.1	0:11.69	1:41.12 [9] (0:15.45)	1:25.67 [6] (0:11.69)	1:13.98 [5] (0:11.78)	1:02.20 [3] (0:12.46)	0:49.74 [5] (0:12.28)	0:37.46 [5] (0:12.21)	0:25.25 [4] (0:12.43)	0:37.46	-14
10	11	<b>DOONA</b> Madeleine Wishart	10	65.7	0:11.74	1:41.37 [10] (0:15.94)	1:25.43 [10] (0:11.74)	1:13.69 [10] (0:11.88)	1:01.81 [10] (0:12.37)	0:49.44 [10] (0:11.95)	0:37.49 [7] (0:12.25)	0:25.24 [9] (0:12.53)	0:37.49	+3

Scratched: Must Be The Money (#15), Madalsa (#6), Avoid The Misstres (#12)

[ ] Ranking at each section and finish  
 -:-:- No data available at this section  
 NA No data available

SCN Saddle cloth number  
 DNF Did not finish  
 DNT Did not track



# Toowoomba QLD Professional

## Race 2: DIVERSIFIED FUEL SUPPLIES Class 1 Handicap - 1625m

14 September 2024 - 18:12



Track Rating: Good 4, Weather: Fine, Rail Position: True

Section		Overall	1400m	1200m	1000m	800m	600m	400m	Last 600m
Field Times		1:40.44 (0:15.07)	1:25.37 (0:11.66)	1:13.71 (0:11.85)	1:01.86 (0:12.41)	0:49.45 (0:12.37)	0:37.08 (0:12.27)	0:24.81 (0:12.48)	0:37.08

Rank	TAB	Horse/Jockey	Barrier	Top Speed [km/h]	Fastest Section	Overall	1400m	1200m	1000m	800m	600m	400m	Last 600m	Distance Travelled [m]
11	8	SHEER REWARD Les Tilley	3	65.0	0:11.79	1:41.54 [11] (0:15.63)	1:25.91 [8] (0:11.79)	1:14.12 [7] (0:11.86)	1:02.26 [7] (0:12.45)	0:49.81 [7] (0:12.23)	0:37.58 [10] (0:12.24)	0:25.34 [10] (0:12.41)	0:37.58	-13
12	10	IS SWEET Alisha Donald	11	64.6	0:11.66	1:43.64 [12] (0:15.07)	1:28.57 [1] (0:11.66)	1:16.91 [1] (0:11.85)	1:05.06 [1] (0:12.41)	0:52.65 [1] (0:12.39)	0:40.26 [2] (0:12.43)	0:27.83 [2] (0:13.08)	0:40.26	-10

Scratched: Must Be The Money (#15), Madalsa (#6), Avoid The Misstres (#12)



# Toowoomba QLD Professional

## Race 2: DIVERSIFIED FUEL SUPPLIES Class 1 Handicap - 1625m

14 September 2024 - 18:12



Track Rating: Good 4, Weather: Fine, Rail Position: True

Section				200m				Last 600m	
Field Times				0:12.33 (0:12.33)				0:37.08	
Rank	TAB	Horse/Jockey	Barrier	Top Speed [km/h]	Fastest Section	Margin			Distance Travelled [m]
1	4	<b>GOLD PRINCE</b> Chris Taylor	9	64.6 Overall	0:11.90 1400m	0:12.33 [1] (0:12.33)	1:40.44		0:36.57
2	3	<b>TRAUTMAN</b> Karl Zechner	2	64.4 Overall	0:11.89 1200m	0:12.35 [5] (0:12.35)	1L		0:36.75 -6
3	5	<b>DUMA</b> Luke Tarrant	6	66.4 Overall	0:11.72 1400m	0:12.53 [2] (0:12.53)	1.2L		0:37.03 -4
4	13	<b>MAPLE DOOR</b> Dylan Bennett	8	68.1 Overall	0:11.67 1400m	0:12.19 [9] (0:12.19)	1.5L		0:36.52 -13
5	14	<b>READY TO THUNDER</b> Kenji Yoshida	4	64.4 Overall	0:11.85 1200m	0:12.49 [7] (0:12.49)	2L		0:36.88 -8
6	1	<b>HOTFOOT PERFORMER</b> Nozi Tomizawa	7	65.4 Overall	0:11.78 1400m	0:12.71 [3] (0:12.71)	2.2L		0:37.29 -9
7	9	<b>DUCHESS BREE</b> Nathan Evans	5	64.3 Overall	0:11.83 800m	0:12.50 [8] (0:12.50)	2.3L		0:36.58 -4
8	7	<b>SHOTGUN SIXTYFOUR</b> Landan Sykes	12	65.1 Overall	0:11.65 1400m	0:12.75 [4] (0:12.75)	2.5L		0:37.56 -9
9	2	<b>ONE REASON</b> Justin Stanley	1	65.1 Overall	0:11.69 1400m	0:12.82 [6] (0:12.82)	3.5L		0:37.46 -14
10	11	<b>DOONA</b> Madeleine Wishart	10	65.7 Overall	0:11.74 1400m	0:12.71 [11] (0:12.71)	4.8L		0:37.49 +3

Scratched: Must Be The Money (#15), Madalsa (#6), Avoid The Misstres (#12)

[ ] Ranking at each section and finish  
 -:-:- No data available at this section  
 NA No data available

SCN Saddle cloth number  
 DNF Did not finish  
 DNT Did not track



**Toowoomba QLD Professional**  
**Race 2: DIVERSIFIED FUEL SUPPLIES Class 1 Handicap - 1625m**  
**14 September 2024 - 18:12**



Track Rating: Good 4, Weather: Fine, Rail Position: True

Section				200m				Last 600m		
Field Times				0:12.33 (0:12.33)				0:37.08		
Rank	TAB	Horse/Jockey	Barrier	Top Speed [km/h]	Fastest Section	Margin			Distance Travelled [m]	
11	8	<b>SHEER REWARD</b>	3	65.0	0:11.79	0:12.93 [10]	5.6L		0:37.58	-13
		Les Tilley		Overall	1400m	(0:12.93)				
12	10	<b>IS SWEET</b>	11	64.6	0:11.66	0:14.75 [12]	17.9L		0:40.26	-10
		Alisha Donald		Overall	1400m	(0:14.75)				

Scratched: Must Be The Money (#15), Madalsa (#6), Avoid The Misstres (#12)

[ ] Ranking at each section and finish  
 -:-:- No data available at this section  
 NA No data available

SCN Saddle cloth number  
 DNF Did not finish  
 DNT Did not track



Horse/Jockey Name	Gold Prince
Final Rank	1
Fastest Section Time (Section)	0:11.90 (1400m)
Top Speed [km/h] (Section)	64.6 (Overall)
Race State	Finished



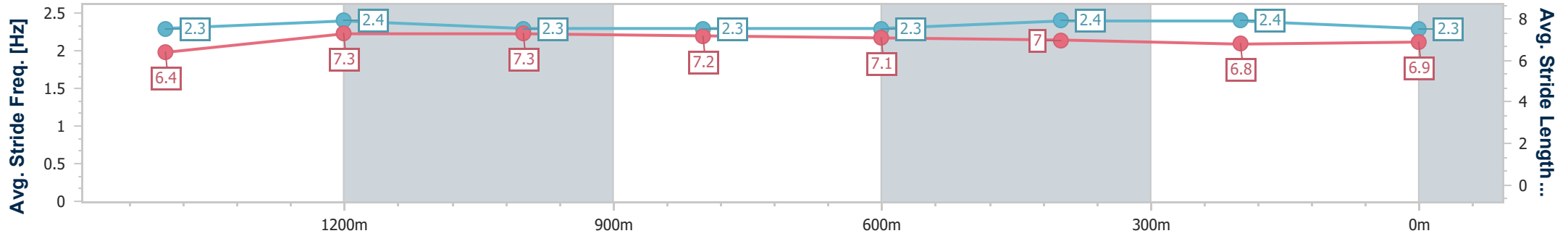
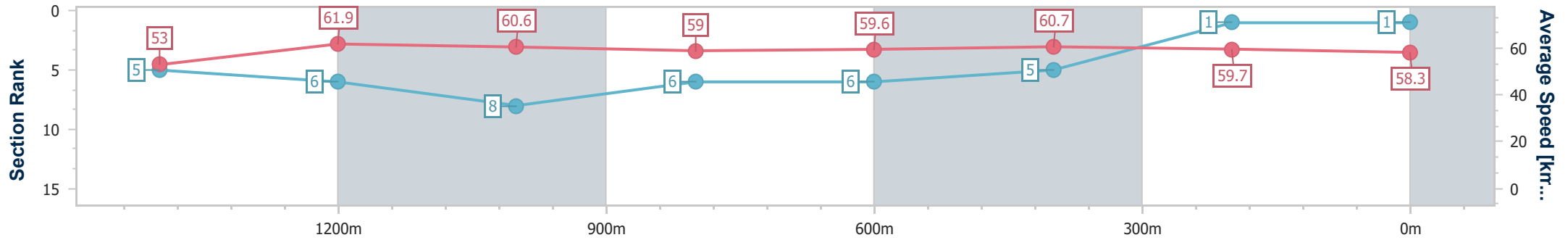
Toowoomba QLD Professional  
Race 2: DIVERSIFIED FUEL SUPPLIES Class 1 Handicap - 1625m



14 September 2024 - 18:12

Track Rating: Good 4, Weather: Fine, Rail Position: True

Section	Overall	1400m	1200m	1000m	800m	600m	400m	200m
Section Times	1:40.44 [1] (0:15.44)	1:25.00 [5] (0:11.90)	1:13.10 [6] (0:11.95)	1:01.15 [8] (0:12.36)	0:48.79 [6] (0:12.22)	0:36.57 [6] (0:12.04)	0:24.53 [5] (0:12.20)	0:12.33 [1] (0:12.33)
Average Speed [km/h]	53.0	61.9	60.6	59.0	59.6	60.7	59.7	58.3
Top Speed [km/h]	64.6	63.9	62.0	60.3	61.5	61.4	60.6	59.7
Avg. Dist. to Rail [m]	6.9	4.3	4.9	4.4	3.2	2.8	3.5	3.7
Avg. Stride Freq. [Hz]	2.3	2.4	2.3	2.3	2.3	2.4	2.4	2.3
Avg. Stride Length [m]	6.4	7.3	7.3	7.2	7.1	7.0	6.8	6.9



- [ ] Ranking at each section and finish
- .-.- No data available at this section
- NA No data available



Horse/Jockey Name	Trautman
Final Rank	2
Fastest Section Time (Section)	0:11.89 (1200m)
Top Speed [km/h] (Section)	64.4 (Overall)
Race State	Finished



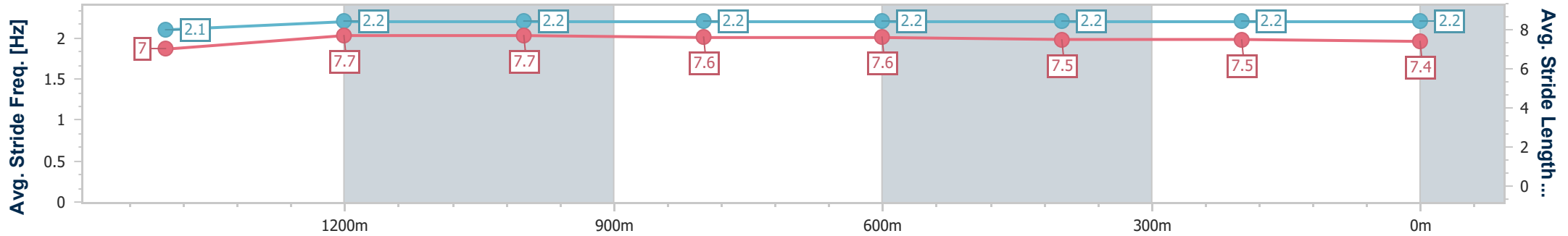
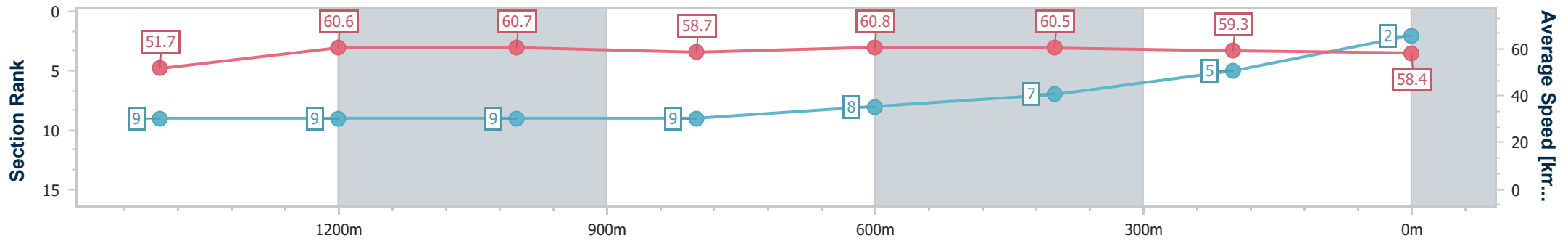
Toowoomba QLD Professional  
Race 2: DIVERSIFIED FUEL SUPPLIES Class 1 Handicap - 1625m



14 September 2024 - 18:12

Track Rating: Good 4, Weather: Fine, Rail Position: True

Section	Overall	1400m	1200m	1000m	800m	600m	400m	200m
Section Times	1:40.63 [2] (0:15.69)	1:24.94 [9] (0:11.93)	1:13.01 [9] (0:11.89)	1:01.12 [9] (0:12.36)	0:48.76 [9] (0:12.01)	0:36.75 [8] (0:12.13)	0:24.62 [7] (0:12.27)	0:12.35 [5] (0:12.35)
Average Speed [km/h]	51.7	60.6	60.7	58.7	60.8	60.5	59.3	58.4
Top Speed [km/h]	64.4	63.5	61.3	60.3	62.5	62.4	60.2	59.0
Avg. Dist. to Rail [m]	2.4	0.5	1.4	2.2	3.8	3.9	3.9	4.5
Avg. Stride Freq. [Hz]	2.1	2.2	2.2	2.2	2.2	2.2	2.2	2.2
Avg. Stride Length [m]	7.0	7.7	7.7	7.6	7.6	7.5	7.5	7.4



- [ ] Ranking at each section and finish
- .-.- No data available at this section
- NA No data available



Horse/Jockey Name	Duma
Final Rank	3
Fastest Section Time (Section)	0:11.72 (1400m)
Top Speed [km/h] (Section)	66.4 (Overall)
Race State	Finished



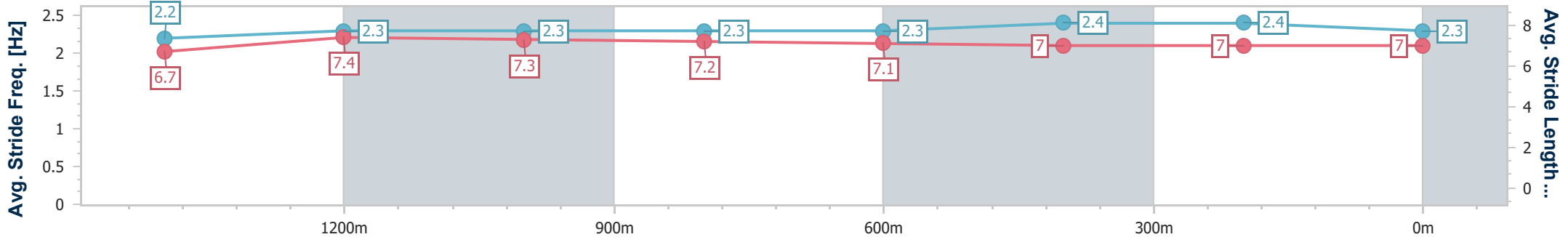
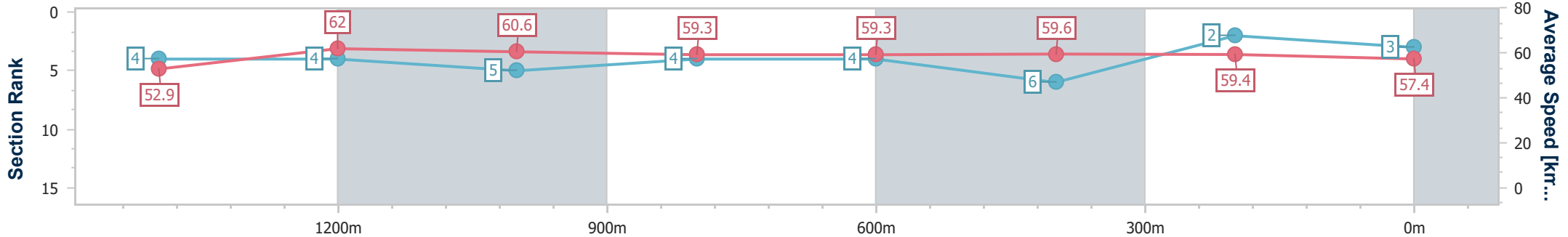
Toowoomba QLD Professional  
Race 2: DIVERSIFIED FUEL SUPPLIES Class 1 Handicap - 1625m



14 September 2024 - 18:12

Track Rating: Good 4, Weather: Fine, Rail Position: True

Section	Overall	1400m	1200m	1000m	800m	600m	400m	200m
Section Times	1:40.66 [3] (0:15.41)	1:25.25 [4] (0:11.72)	1:13.53 [4] (0:11.91)	1:01.62 [5] (0:12.32)	0:49.30 [4] (0:12.27)	0:37.03 [4] (0:12.29)	0:24.74 [6] (0:12.21)	0:12.53 [2] (0:12.53)
Average Speed [km/h]	52.9	62.0	60.6	59.3	59.3	59.6	59.4	57.4
Top Speed [km/h]	66.4	64.8	61.3	59.8	60.4	60.6	60.3	59.2
Avg. Dist. to Rail [m]	5.5	2.1	3.0	3.6	3.6	3.1	2.5	3.5
Avg. Stride Freq. [Hz]	2.2	2.3	2.3	2.3	2.3	2.4	2.4	2.3
Avg. Stride Length [m]	6.7	7.4	7.3	7.2	7.1	7.0	7.0	7.0



- [ ] Ranking at each section and finish
- .-.- No data available at this section
- NA No data available



Horse/Jockey Name	Maple Door
Final Rank	4
Fastest Section Time (Section)	0:11.67 (1400m)
Top Speed [km/h] (Section)	68.1 (Overall)
Race State	Finished



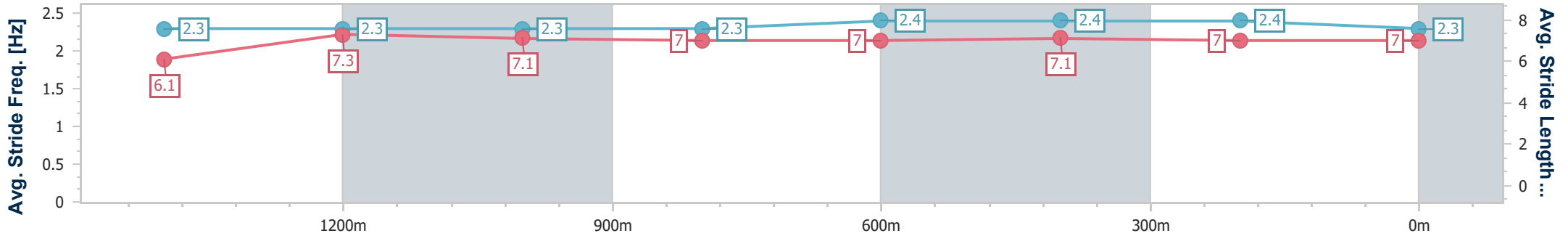
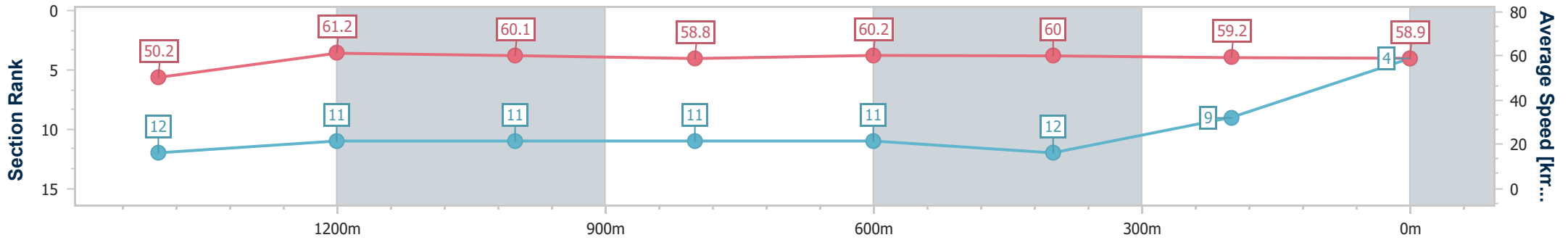
Toowoomba QLD Professional  
Race 2: DIVERSIFIED FUEL SUPPLIES Class 1 Handicap - 1625m



14 September 2024 - 18:12

Track Rating: Good 4, Weather: Fine, Rail Position: True

Section	Overall	1400m	1200m	1000m	800m	600m	400m	200m
Section Times	1:40.73 [4] (0:16.10)	1:24.63 [12] (0:11.67)	1:12.96 [11] (0:12.01)	1:00.95 [11] (0:12.34)	0:48.61 [11] (0:12.09)	0:36.52 [11] (0:12.09)	0:24.43 [12] (0:12.24)	0:12.19 [9] (0:12.19)
Average Speed [km/h]	50.2	61.2	60.1	58.8	60.2	60.0	59.2	58.9
Top Speed [km/h]	68.1	66.5	60.8	60.9	61.1	61.1	60.1	60.0
Avg. Dist. to Rail [m]	5.0	1.0	1.3	2.2	2.1	1.4	1.7	3.8
Avg. Stride Freq. [Hz]	2.3	2.3	2.3	2.3	2.4	2.4	2.4	2.3
Avg. Stride Length [m]	6.1	7.3	7.1	7.0	7.0	7.1	7.0	7.0



- [ ] Ranking at each section and finish
- .-.- No data available at this section
- NA No data available





Horse/Jockey Name	Ready To Thunder
Final Rank	5
Fastest Section Time (Section)	0:11.85 (1200m)
Top Speed [km/h] (Section)	64.4 (Overall)
Race State	Finished



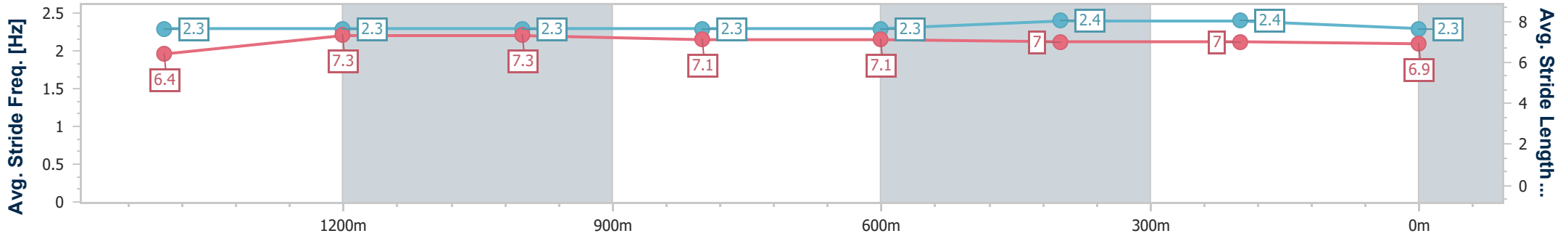
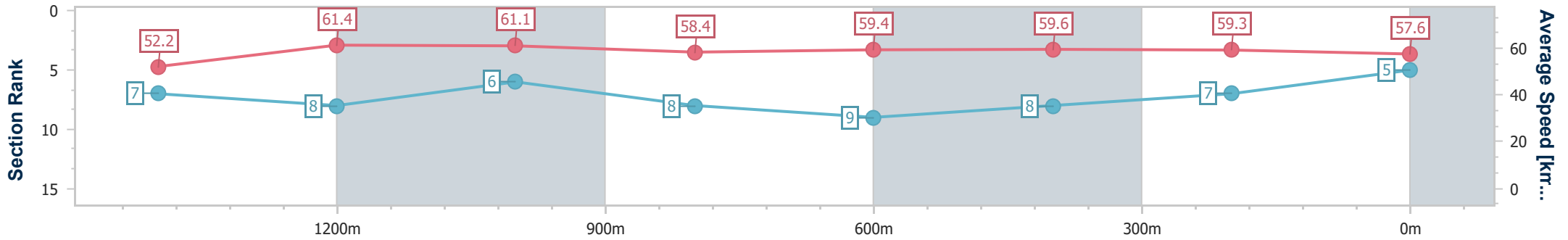
Toowoomba QLD Professional  
Race 2: DIVERSIFIED FUEL SUPPLIES Class 1 Handicap - 1625m



14 September 2024 - 18:12

Track Rating: Good 4, Weather: Fine, Rail Position: True

Section	Overall	1400m	1200m	1000m	800m	600m	400m	200m
Section Times	1:40.83 [5] (0:15.53)	1:25.30 [7] (0:11.90)	1:13.40 [8] (0:11.85)	1:01.55 [6] (0:12.45)	0:49.10 [8] (0:12.22)	0:36.88 [9] (0:12.16)	0:24.72 [8] (0:12.23)	0:12.49 [7] (0:12.49)
Average Speed [km/h]	52.2	61.4	61.1	58.4	59.4	59.6	59.3	57.6
Top Speed [km/h]	64.4	63.8	61.8	60.3	61.0	60.9	60.1	58.7
Avg. Dist. to Rail [m]	2.7	2.6	3.5	3.3	2.2	1.4	1.8	3.4
Avg. Stride Freq. [Hz]	2.3	2.3	2.3	2.3	2.3	2.4	2.4	2.3
Avg. Stride Length [m]	6.4	7.3	7.3	7.1	7.1	7.0	7.0	6.9



- [ ] Ranking at each section and finish
- .-.- No data available at this section
- NA No data available



Horse/Jockey Name	Hotfoot Performer
Final Rank	6
Fastest Section Time (Section)	0:11.78 (1400m)
Top Speed [km/h] (Section)	65.4 (Overall)
Race State	Finished



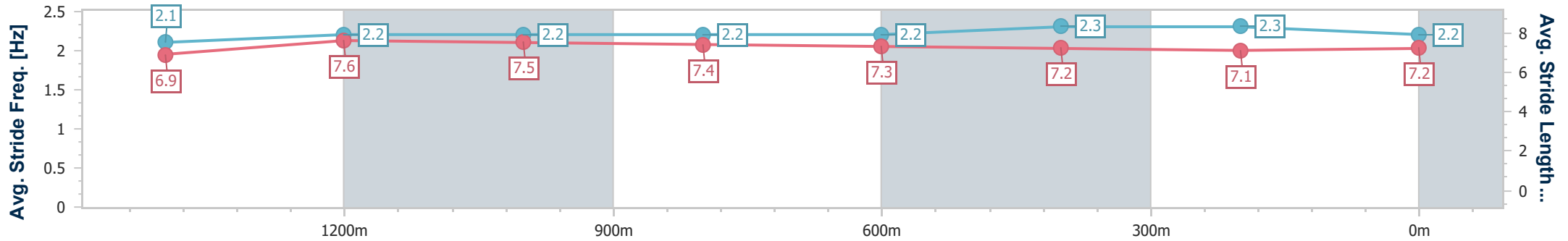
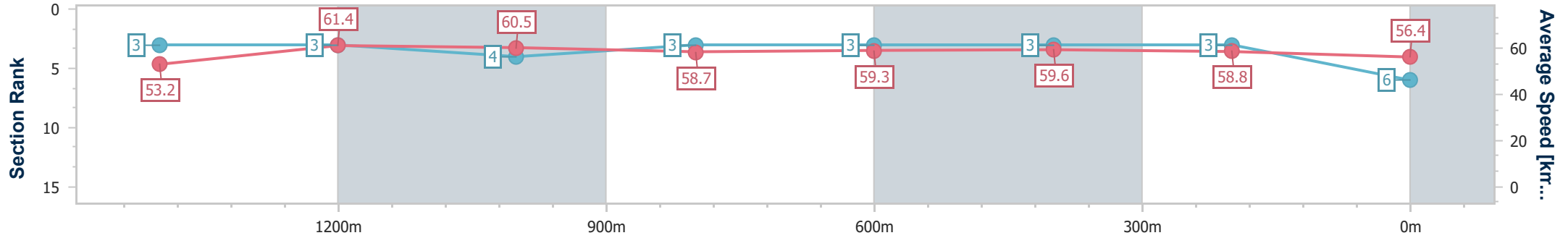
Toowoomba QLD Professional  
Race 2: DIVERSIFIED FUEL SUPPLIES Class 1 Handicap - 1625m



14 September 2024 - 18:12

Track Rating: Good 4, Weather: Fine, Rail Position: True

Section	Overall	1400m	1200m	1000m	800m	600m	400m	200m					
Section Times	1:40.88 [6] (0:15.33)	1:25.55 [3] (0:11.78)	1:13.77 [3] (0:11.91)	1:01.86 [4] (0:12.32)	0:49.54 [3] (0:12.25)	0:37.29 [3] (0:12.26)	0:25.03 [3] (0:12.32)	0:12.71 [3] (0:12.71)					
Average Speed [km/h]	53.2	61.4	60.5	58.7	59.3	59.6	58.8	56.4					
Top Speed [km/h]	65.4	64.2	61.3	60.0	59.7	60.2	59.9	58.1					
Avg. Dist. to Rail [m]	5.3	0.7	1.4	1.9	2.3	2.4	1.8	2.2					
Avg. Stride Freq. [Hz]	2.1	2.2	2.2	2.2	2.2	2.3	2.3	2.2					
Avg. Stride Length [m]	6.9	7.6	7.5	7.4	7.3	7.2	7.1	7.2					



- [ ] Ranking at each section and finish
- .-.- No data available at this section
- NA No data available



Horse/Jockey Name	Duchess Bree
Final Rank	7
Fastest Section Time (Section)	0:11.83 (800m)
Top Speed [km/h] (Section)	64.3 (Overall)
Race State	Finished



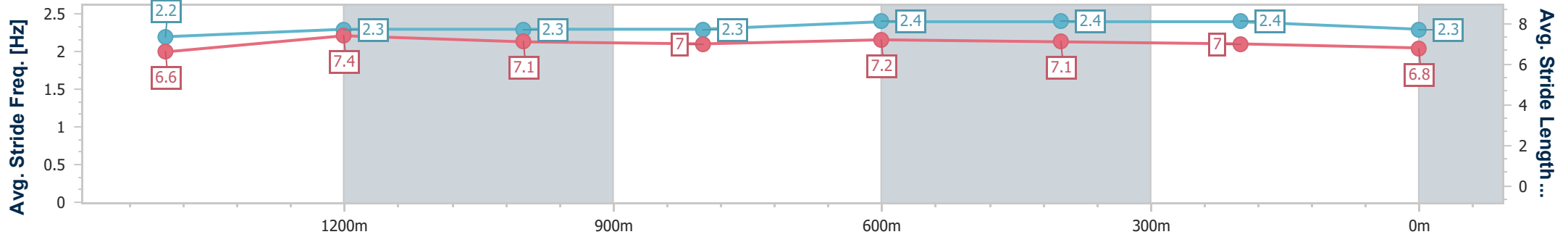
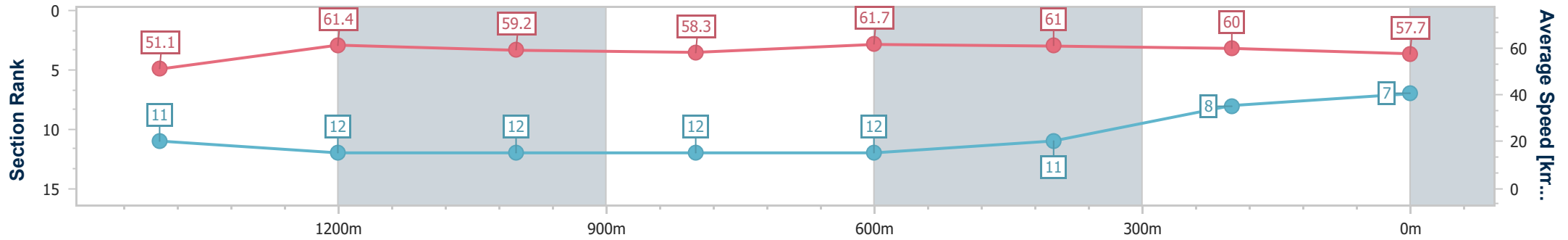
Toowoomba QLD Professional  
Race 2: DIVERSIFIED FUEL SUPPLIES Class 1 Handicap - 1625m



14 September 2024 - 18:12

Track Rating: Good 4, Weather: Fine, Rail Position: True

Section	Overall	1400m	1200m	1000m	800m	600m	400m	200m
Section Times	1:40.88 [7] (0:15.95)	1:24.93 [11] (0:11.86)	1:13.07 [12] (0:12.19)	1:00.88 [12] (0:12.47)	0:48.41 [12] (0:11.83)	0:36.58 [12] (0:11.97)	0:24.61 [11] (0:12.11)	0:12.50 [8] (0:12.50)
Average Speed [km/h]	51.1	61.4	59.2	58.3	61.7	61.0	60.0	57.7
Top Speed [km/h]	64.3	64.0	60.3	61.3	64.1	64.1	61.0	60.2
Avg. Dist. to Rail [m]	4.3	2.2	3.4	3.2	3.0	2.8	3.6	8.0
Avg. Stride Freq. [Hz]	2.2	2.3	2.3	2.3	2.4	2.4	2.4	2.3
Avg. Stride Length [m]	6.6	7.4	7.1	7.0	7.2	7.1	7.0	6.8



- [ ] Ranking at each section and finish
- .-.- No data available at this section
- NA No data available



Horse/Jockey Name	Shotgun Sixtyfour
Final Rank	8
Fastest Section Time (Section)	0:11.65 (1400m)
Top Speed [km/h] (Section)	65.1 (Overall)
Race State	Finished



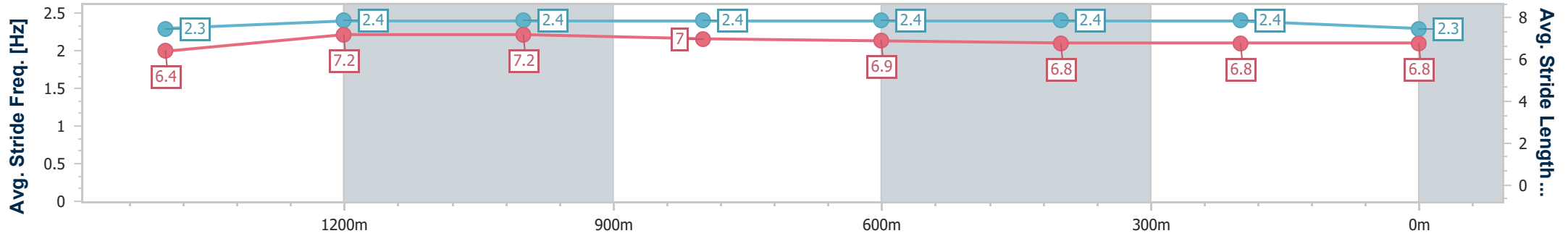
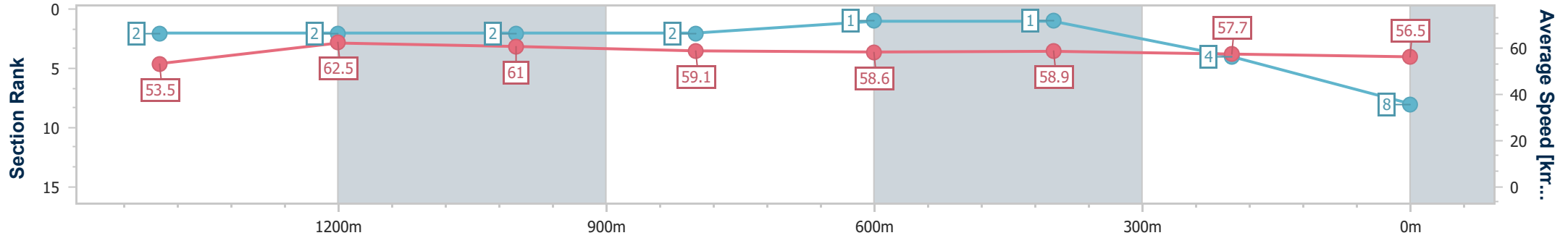
Toowoomba QLD Professional  
Race 2: DIVERSIFIED FUEL SUPPLIES Class 1 Handicap - 1625m



14 September 2024 - 18:12

Track Rating: Good 4, Weather: Fine, Rail Position: True

Section	Overall	1400m	1200m	1000m	800m	600m	400m	200m
Section Times	1:40.92 [8] (0:15.29)	1:25.63 [2] (0:11.65)	1:13.98 [2] (0:11.81)	1:02.17 [2] (0:12.25)	0:49.92 [2] (0:12.36)	0:37.56 [1] (0:12.27)	0:25.29 [1] (0:12.54)	0:12.75 [4] (0:12.75)
Average Speed [km/h]	53.5	62.5	61.0	59.1	58.6	58.9	57.7	56.5
Top Speed [km/h]	65.1	65.0	62.0	59.8	59.2	59.6	58.3	57.2
Avg. Dist. to Rail [m]	9.9	1.4	1.5	2.1	1.6	1.3	0.7	0.5
Avg. Stride Freq. [Hz]	2.3	2.4	2.4	2.4	2.4	2.4	2.4	2.3
Avg. Stride Length [m]	6.4	7.2	7.2	7.0	6.9	6.8	6.8	6.8



- [ ] Ranking at each section and finish
- .-.- No data available at this section
- NA No data available



Horse/Jockey Name	One Reason
Final Rank	9
Fastest Section Time (Section)	0:11.69 (1400m)
Top Speed [km/h] (Section)	65.1 (Overall)
Race State	Finished



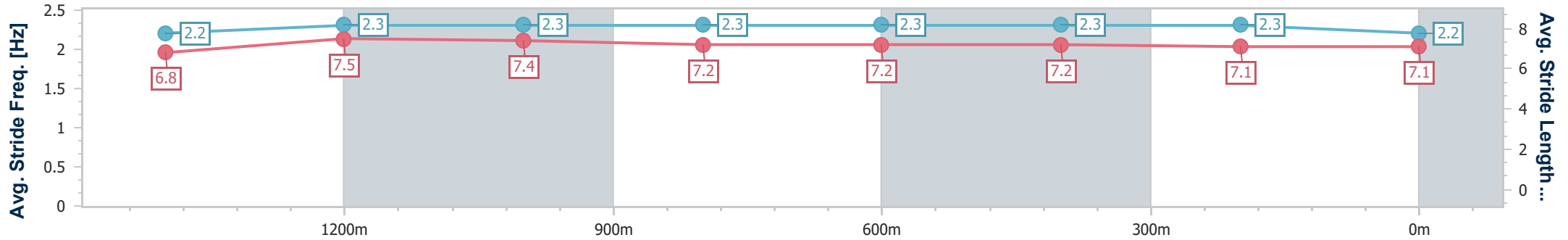
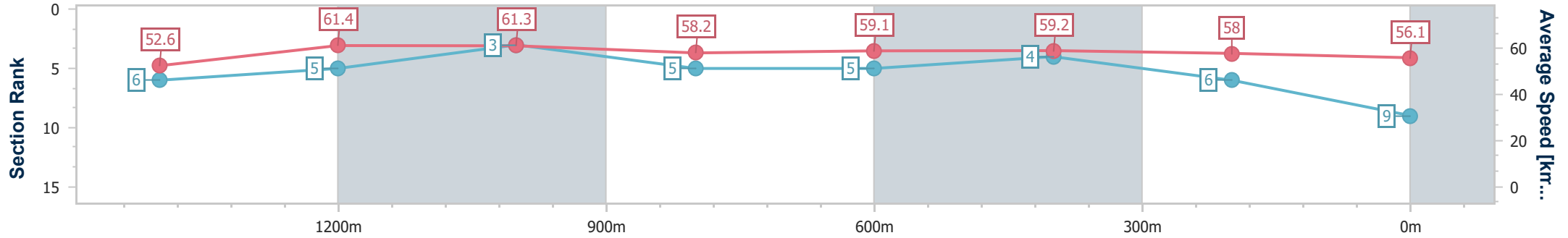
Toowoomba QLD Professional  
Race 2: DIVERSIFIED FUEL SUPPLIES Class 1 Handicap - 1625m



14 September 2024 - 18:12

Track Rating: Good 4, Weather: Fine, Rail Position: True

Section	Overall	1400m	1200m	1000m	800m	600m	400m	200m					
Section Times	1:41.12 [9] (0:15.45)	1:25.67 [6] (0:11.69)	1:13.98 [5] (0:11.78)	1:02.20 [3] (0:12.46)	0:49.74 [5] (0:12.28)	0:37.46 [5] (0:12.21)	0:25.25 [4] (0:12.43)	0:12.82 [6] (0:12.82)					
Average Speed [km/h]	52.6	61.4	61.3	58.2	59.1	59.2	58.0	56.1					
Top Speed [km/h]	65.1	64.8	62.1	59.6	59.5	60.0	58.9	56.8					
Avg. Dist. to Rail [m]	1.6	0.3	1.4	1.9	1.6	1.0	0.6	1.4					
Avg. Stride Freq. [Hz]	2.2	2.3	2.3	2.3	2.3	2.3	2.3	2.2					
Avg. Stride Length [m]	6.8	7.5	7.4	7.2	7.2	7.2	7.1	7.1					



- [ ] Ranking at each section and finish
- .-.- No data available at this section
- NA No data available



Horse/Jockey Name	Doona
Final Rank	10
Fastest Section Time (Section)	0:11.74 (1400m)
Top Speed [km/h] (Section)	65.7 (Overall)
Race State	Finished



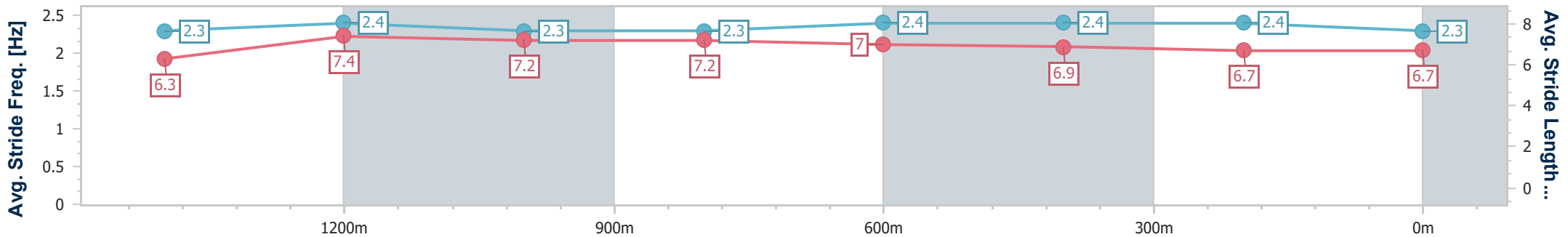
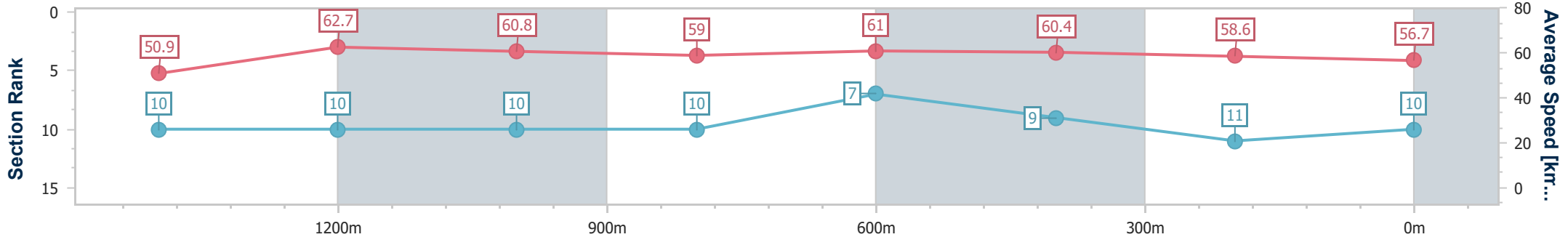
Toowoomba QLD Professional  
Race 2: DIVERSIFIED FUEL SUPPLIES Class 1 Handicap - 1625m



14 September 2024 - 18:12

Track Rating: Good 4, Weather: Fine, Rail Position: True

Section	Overall	1400m	1200m	1000m	800m	600m	400m	200m						
Section Times	1:41.37 [10] (0:15.94)	1:25.43 [10] (0:11.74)	1:13.69 [10] (0:11.88)	1:01.81 [10] (0:12.37)	0:49.44 [10] (0:11.95)	0:37.49 [7] (0:12.25)	0:25.24 [9] (0:12.53)	0:12.71 [11] (0:12.71)						
Average Speed [km/h]	50.9	62.7	60.8	59.0	61.0	60.4	58.6	56.7						
Top Speed [km/h]	65.7	65.3	61.7	61.1	62.2	62.1	59.9	58.2						
Avg. Dist. to Rail [m]	5.0	3.8	3.6	3.3	4.7	5.5	5.1	5.2						
Avg. Stride Freq. [Hz]	2.3	2.4	2.3	2.3	2.4	2.4	2.4	2.3						
Avg. Stride Length [m]	6.3	7.4	7.2	7.2	7.0	6.9	6.7	6.7						



- [ ] Ranking at each section and finish
- .-.- No data available at this section
- NA No data available



Horse/Jockey Name	Sheer Reward
Final Rank	11
Fastest Section Time (Section)	0:11.79 (1400m)
Top Speed [km/h] (Section)	65.0 (Overall)
Race State	Finished



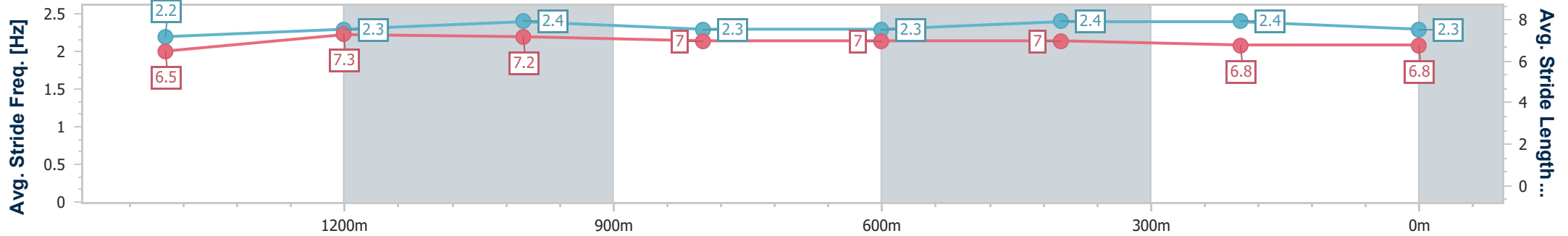
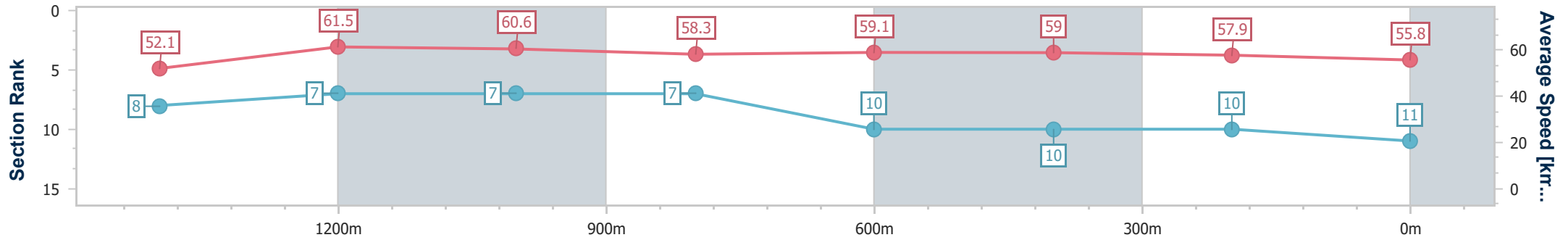
Toowoomba QLD Professional  
Race 2: DIVERSIFIED FUEL SUPPLIES Class 1 Handicap - 1625m



14 September 2024 - 18:12

Track Rating: Good 4, Weather: Fine, Rail Position: True

Section	Overall	1400m	1200m	1000m	800m	600m	400m	200m
Section Times	1:41.54 [11] (0:15.63)	1:25.91 [8] (0:11.79)	1:14.12 [7] (0:11.86)	1:02.26 [7] (0:12.45)	0:49.81 [7] (0:12.23)	0:37.58 [10] (0:12.24)	0:25.34 [10] (0:12.41)	0:12.93 [10] (0:12.93)
Average Speed [km/h]	52.1	61.5	60.6	58.3	59.1	59.0	57.9	55.8
Top Speed [km/h]	65.0	64.4	62.1	61.4	61.2	59.7	59.0	58.1
Avg. Dist. to Rail [m]	3.2	1.2	1.4	2.0	1.1	0.5	0.3	1.0
Avg. Stride Freq. [Hz]	2.2	2.3	2.4	2.3	2.3	2.4	2.4	2.3
Avg. Stride Length [m]	6.5	7.3	7.2	7.0	7.0	7.0	6.8	6.8



- [ ] Ranking at each section and finish
- .-.- No data available at this section
- NA No data available



Horse/Jockey Name	Is Sweet
Final Rank	12
Fastest Section Time (Section)	0:11.66 (1400m)
Top Speed [km/h] (Section)	64.6 (Overall)
Race State	Finished



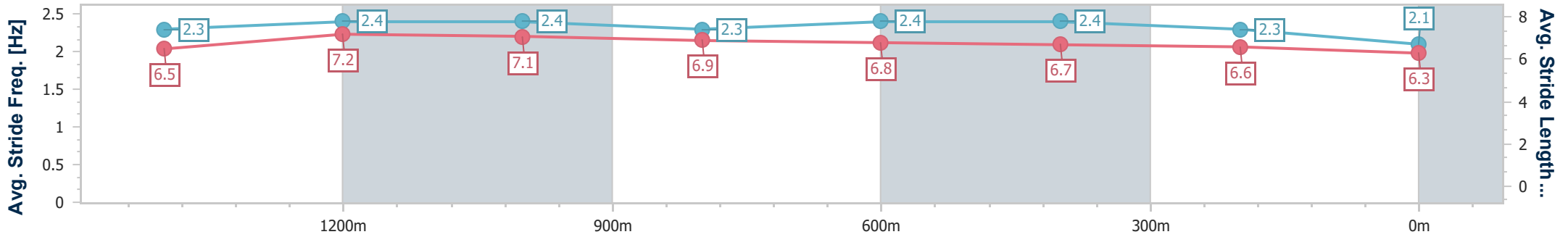
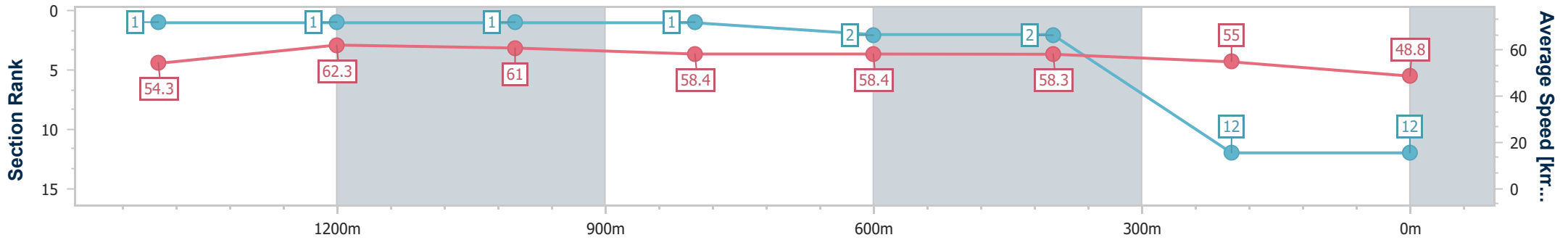
Toowoomba QLD Professional  
Race 2: DIVERSIFIED FUEL SUPPLIES Class 1 Handicap - 1625m



14 September 2024 - 18:12

Track Rating: Good 4, Weather: Fine, Rail Position: True

Section	Overall	1400m	1200m	1000m	800m	600m	400m	200m
Section Times	1:43.64 [12] (0:15.07)	1:28.57 [1] (0:11.66)	1:16.91 [1] (0:11.85)	1:05.06 [1] (0:12.41)	0:52.65 [1] (0:12.39)	0:40.26 [2] (0:12.43)	0:27.83 [2] (0:13.08)	0:14.75 [12] (0:14.75)
Average Speed [km/h]	54.3	62.3	61.0	58.4	58.4	58.3	55.0	48.8
Top Speed [km/h]	64.6	63.8	62.5	59.7	59.2	59.2	56.4	53.8
Avg. Dist. to Rail [m]	7.4	1.8	4.2	2.4	0.9	0.8	0.4	0.9
Avg. Stride Freq. [Hz]	2.3	2.4	2.4	2.3	2.4	2.4	2.3	2.1
Avg. Stride Length [m]	6.5	7.2	7.1	6.9	6.8	6.7	6.6	6.3



- [ ] Ranking at each section and finish
- .-.- No data available at this section
- NA No data available