



Toowoomba QLD Professional

Race 6: POLISHED BEAUTY BOUTIQUE BENCHMARK 65 Handicap - 1200m

14 September 2024 - 20:36



Track Rating: Good 4, Weather: Fine, Rail Position: True

Section		Overall	1000m	800m	600m	400m	200m	Last 600m					
Field Times		1:12.89 (0:13.36)	0:59.53 (0:11.09)	0:48.44 (0:11.68)	0:36.76 (0:12.14)	0:24.62 (0:12.30)	0:12.32 (0:12.32)	0:36.76					
Rank	TAB Horse/Jockey	Barrier	Top Speed [km/h]	Fastest Section							Margin	Distance Travelled [m]	
1	7 DISCERNING Justin Stanley	1	64.9 1000m	0:11.37 1000m	1:12.89 [1] (0:13.84)	0:59.05 [7] (0:11.37)	0:47.68 [5] (0:11.65)	0:36.03 [5] (0:12.02)	0:24.01 [5] (0:11.84)	0:12.17 [2] (0:12.17)	1:12.89	0:36.03	
2	8 PITAVAGO Madeleine Wishart	2	64.8 1000m	0:11.43 1000m	1:13.02 [2] (0:13.83)	0:59.19 [6] (0:11.43)	0:47.76 [7] (0:11.80)	0:35.96 [9] (0:11.98)	0:23.98 [8] (0:11.85)	0:12.13 [4] (0:12.13)	0.8L	0:35.96	+6
3	6 BEAN ROCKING Michael Murphy	9	68.1 Overall	0:11.09 1000m	1:13.31 [3] (0:13.36)	0:59.95 [1] (0:11.09)	0:48.86 [1] (0:11.68)	0:37.18 [1] (0:12.14)	0:25.04 [1] (0:12.30)	0:12.74 [1] (0:12.74)	2.3L	0:37.18	+1
4	4 KOZANI Landan Sykes	7	67.5 Overall	0:11.28 1000m	1:13.36 [4] (0:13.54)	0:59.82 [3] (0:11.28)	0:48.54 [2] (0:11.88)	0:36.66 [3] (0:12.02)	0:24.64 [3] (0:12.18)	0:12.46 [5] (0:12.46)	2.5L	0:36.66	+10
5	10 LITTLE VAIN Montanna Savva	11	64.5 800m	0:11.41 1000m	1:13.37 [5] (0:14.05)	0:59.32 [9] (0:11.41)	0:47.91 [9] (0:11.58)	0:36.33 [8] (0:11.98)	0:24.35 [7] (0:12.19)	0:12.16 [9] (0:12.16)	2.6L	0:36.33	+10
6	9 TAKARA STAR Nozi Tomizawa	10	65.2 1000m	0:11.47 1000m	1:13.44 [6] (0:13.78)	0:59.66 [5] (0:11.47)	0:48.19 [6] (0:11.63)	0:36.56 [6] (0:11.99)	0:24.57 [4] (0:12.30)	0:12.27 [8] (0:12.27)	2.9L	0:36.56	+12
7	11 MY MOSES Karl Zechner	5	64.9 Overall	0:11.41 1000m	1:13.49 [7] (0:13.66)	0:59.83 [4] (0:11.41)	0:48.42 [4] (0:11.71)	0:36.71 [4] (0:12.11)	0:24.60 [6] (0:12.16)	0:12.44 [6] (0:12.44)	3.1L	0:36.71	+6
8	3 DRAGON PINS Dylan Bennett	3	65.2 1000m	0:11.41 1000m	1:13.59 [8] (0:13.99)	0:59.60 [8] (0:11.41)	0:48.19 [8] (0:11.64)	0:36.55 [7] (0:12.21)	0:24.34 [9] (0:11.92)	0:12.42 [7] (0:12.42)	3.6L	0:36.55	+3
9	5 POINT BREAK Luke Tarrant	6	66.5 1000m	0:11.38 1000m	1:13.66 [9] (0:13.45)	1:00.21 [2] (0:11.38)	0:48.83 [3] (0:11.74)	0:37.09 [2] (0:11.96)	0:25.13 [2] (0:12.31)	0:12.82 [3] (0:12.82)	3.9L	0:37.09	+3

Scratched: Micro (#1), Cracker Essgee (#2)

[] Ranking at each section and finish
 -:-:- No data available at this section
 NA No data available

SCN Saddle cloth number
 DNF Did not finish
 DNT Did not track



Horse/Jockey Name	Discerning
Final Rank	1
Fastest Section Time (Section)	0:11.37 (1000m)
Top Speed [km/h] (Section)	64.9 (1000m)
Race State	Finished



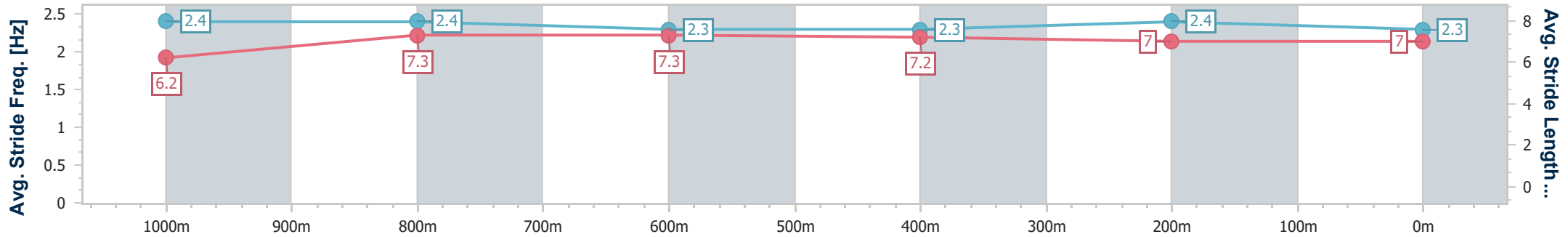
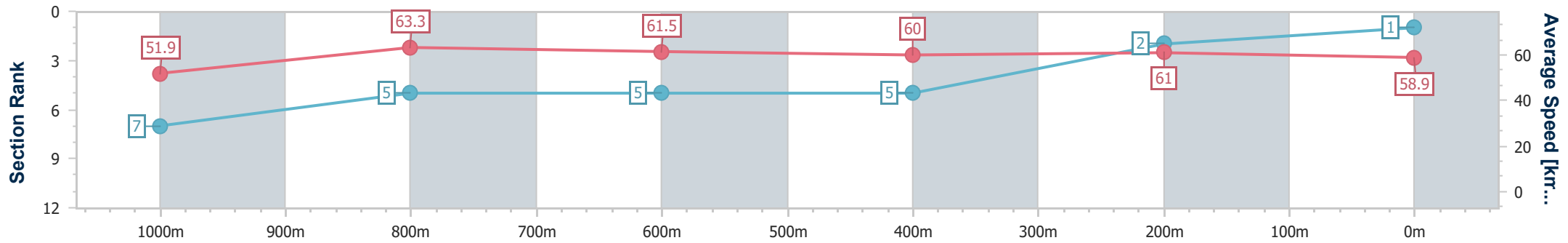
Toowoomba QLD Professional
Race 6: POLISHED BEAUTY BOUTIQUE BENCHMARK 65
Handicap - 1200m



14 September 2024 - 20:36

Track Rating: Good 4, Weather: Fine, Rail Position: True

Section	Overall	1000m	800m	600m	400m	200m
Section Times	1:12.89 [1] (0:13.84)	0:59.05 [7] (0:11.37)	0:47.68 [5] (0:11.65)	0:36.03 [5] (0:12.02)	0:24.01 [5] (0:11.84)	0:12.17 [2] (0:12.17)
Average Speed [km/h]	51.9	63.3	61.5	60.0	61.0	58.9
Top Speed [km/h]	64.3	64.9	63.4	61.8	62.4	62.1
Avg. Dist. to Rail [m]	1.5	0.5	1.0	0.9	0.6	0.8
Avg. Stride Freq. [Hz]	2.4	2.4	2.3	2.3	2.4	2.3
Avg. Stride Length [m]	6.2	7.3	7.3	7.2	7.0	7.0



- [] Ranking at each section and finish
- .-.- No data available at this section
- NA No data available



Horse/Jockey Name	Pitavago
Final Rank	2
Fastest Section Time (Section)	0:11.43 (1000m)
Top Speed [km/h] (Section)	64.8 (1000m)
Race State	Finished



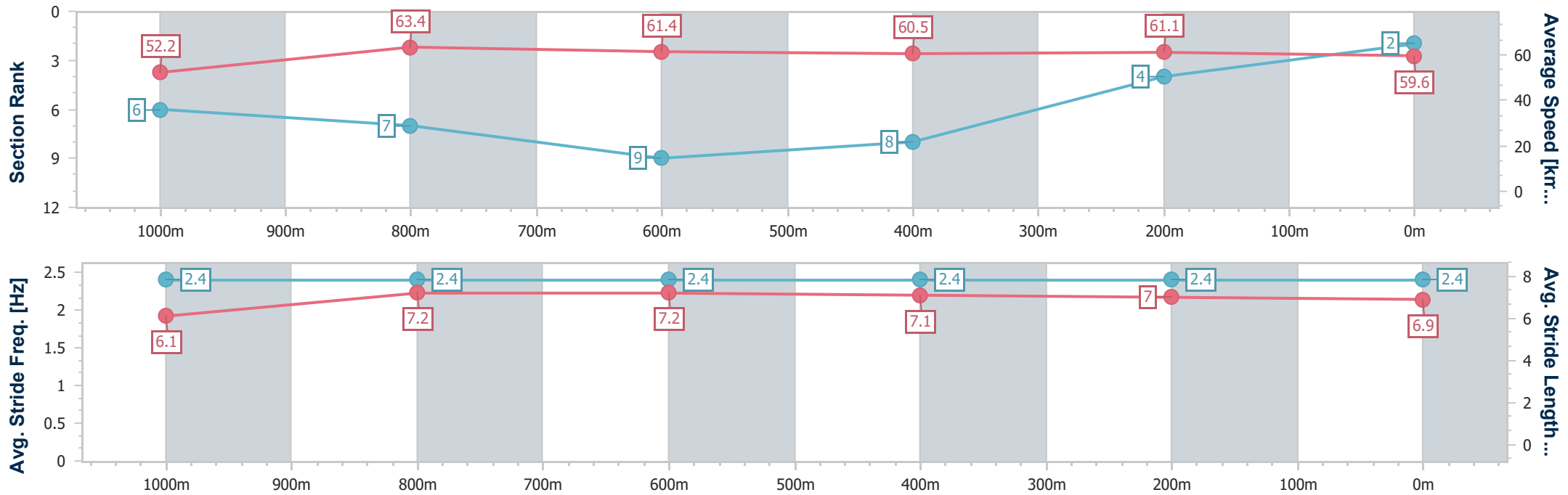
Toowoomba QLD Professional
Race 6: POLISHED BEAUTY BOUTIQUE BENCHMARK 65
Handicap - 1200m



14 September 2024 - 20:36

Track Rating: Good 4, Weather: Fine, Rail Position: True

Section	Overall	1000m	800m	600m	400m	200m
Section Times	1:13.02 [2] (0:13.83)	0:59.19 [6] (0:11.43)	0:47.76 [7] (0:11.80)	0:35.96 [9] (0:11.98)	0:23.98 [8] (0:11.85)	0:12.13 [4]
Average Speed [km/h]	52.2	63.4	61.4	60.5	61.1	59.6
Top Speed [km/h]	64.6	64.8	62.5	62.1	62.4	60.9
Avg. Dist. to Rail [m]	3.7	1.7	2.0	1.1	1.5	1.6
Avg. Stride Freq. [Hz]	2.4	2.4	2.4	2.4	2.4	2.4
Avg. Stride Length [m]	6.1	7.2	7.2	7.1	7.0	6.9



- [] Ranking at each section and finish
- .-.- No data available at this section
- NA No data available



Horse/Jockey Name	Bean Rocking
Final Rank	3
Fastest Section Time (Section)	0:11.09 (1000m)
Top Speed [km/h] (Section)	68.1 (Overall)
Race State	Finished



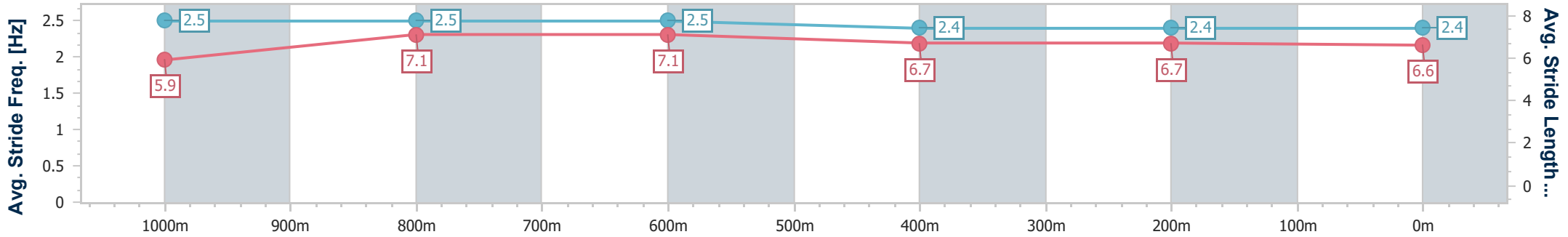
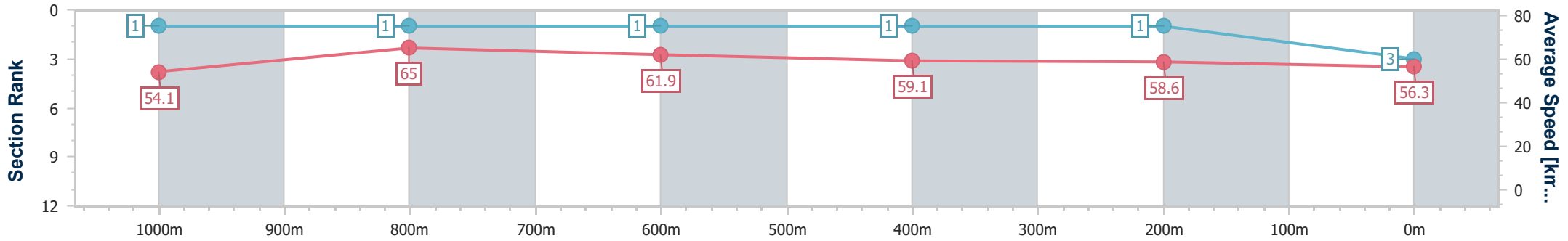
Toowoomba QLD Professional
Race 6: POLISHED BEAUTY BOUTIQUE BENCHMARK 65
Handicap - 1200m



14 September 2024 - 20:36

Track Rating: Good 4, Weather: Fine, Rail Position: True

Section	Overall	1000m	800m	600m	400m	200m
Section Times	1:13.31 [3] (0:13.36)	0:59.95 [1] (0:11.09)	0:48.86 [1] (0:11.68)	0:37.18 [1] (0:12.14)	0:25.04 [1] (0:12.30)	0:12.74 [1] (0:12.74)
Average Speed [km/h]	54.1	65.0	61.9	59.1	58.6	56.3
Top Speed [km/h]	68.1	67.3	63.2	60.2	59.6	58.3
Avg. Dist. to Rail [m]	8.1	2.3	0.6	0.2	0.2	0.8
Avg. Stride Freq. [Hz]	2.5	2.5	2.5	2.4	2.4	2.4
Avg. Stride Length [m]	5.9	7.1	7.1	6.7	6.7	6.6



- [] Ranking at each section and finish
- .-.- No data available at this section
- NA No data available



Horse/Jockey Name	Kozani
Final Rank	4
Fastest Section Time (Section)	0:11.28 (1000m)
Top Speed [km/h] (Section)	67.5 (Overall)
Race State	Finished



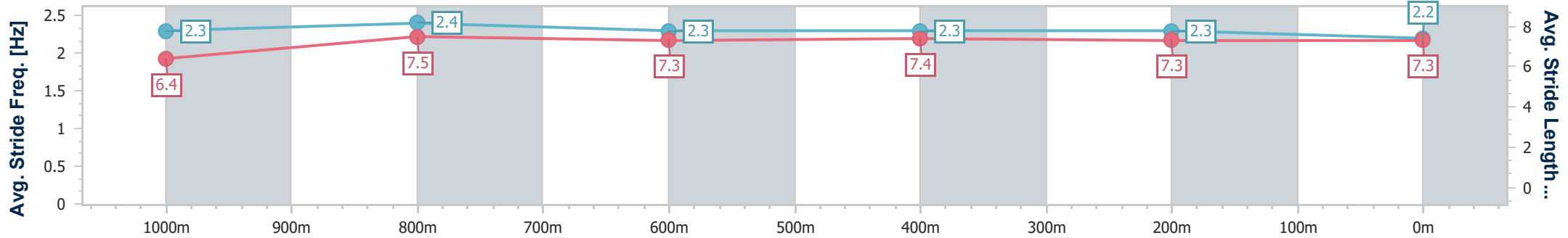
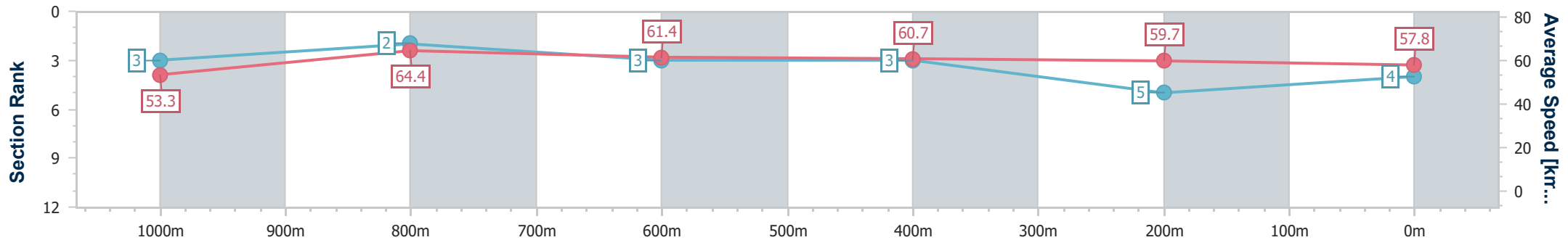
Toowoomba QLD Professional
Race 6: POLISHED BEAUTY BOUTIQUE BENCHMARK 65
Handicap - 1200m



14 September 2024 - 20:36

Track Rating: Good 4, Weather: Fine, Rail Position: True

Section	Overall	1000m	800m	600m	400m	200m
Section Times	1:13.36 [4] (0:13.54)	0:59.82 [3] (0:11.28)	0:48.54 [2] (0:11.88)	0:36.66 [3] (0:12.02)	0:24.64 [3] (0:12.18)	0:12.46 [5] (0:12.46)
Average Speed [km/h]	53.3	64.4	61.4	60.7	59.7	57.8
Top Speed [km/h]	67.5	66.1	62.9	61.5	61.3	61.5
Avg. Dist. to Rail [m]	7.7	2.6	3.8	2.5	3.8	5.8
Avg. Stride Freq. [Hz]	2.3	2.4	2.3	2.3	2.3	2.2
Avg. Stride Length [m]	6.4	7.5	7.3	7.4	7.3	7.3



- [] Ranking at each section and finish
- .-.- No data available at this section
- NA No data available



Horse/Jockey Name	Little Vain
Final Rank	5
Fastest Section Time (Section)	0:11.41 (1000m)
Top Speed [km/h] (Section)	64.5 (800m)
Race State	Finished



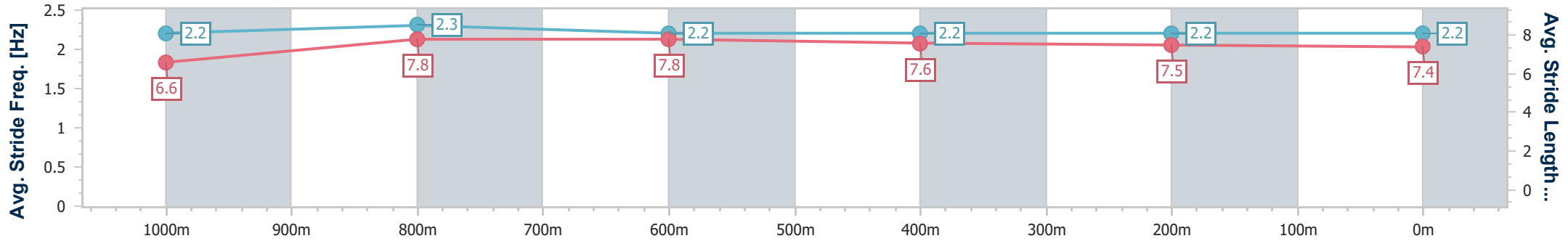
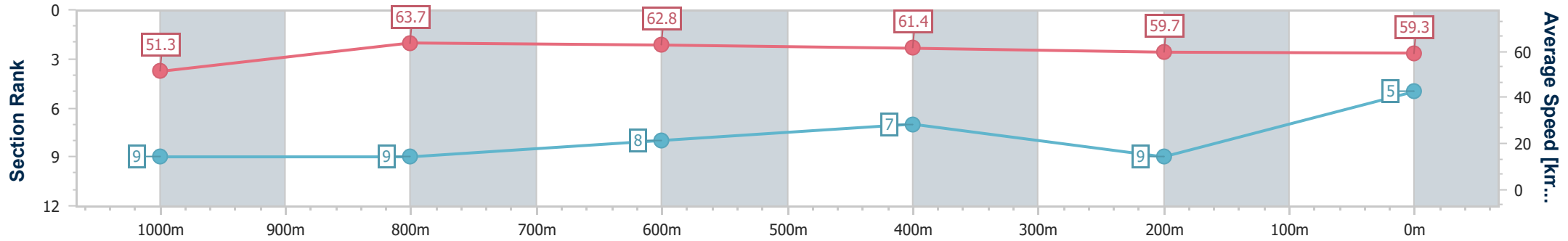
Toowoomba QLD Professional
Race 6: POLISHED BEAUTY BOUTIQUE BENCHMARK 65
Handicap - 1200m



14 September 2024 - 20:36

Track Rating: Good 4, Weather: Fine, Rail Position: True

Section	Overall	1000m	800m	600m	400m	200m
Section Times	1:13.37 [5] (0:14.05)	0:59.32 [9] (0:11.41)	0:47.91 [9] (0:11.58)	0:36.33 [8] (0:11.98)	0:24.35 [7] (0:12.19)	0:12.16 [9] (0:12.16)
Average Speed [km/h]	51.3	63.7	62.8	61.4	59.7	59.3
Top Speed [km/h]	63.7	64.2	64.5	62.3	60.6	60.6
Avg. Dist. to Rail [m]	7.5	2.7	2.8	3.4	4.3	6.8
Avg. Stride Freq. [Hz]	2.2	2.3	2.2	2.2	2.2	2.2
Avg. Stride Length [m]	6.6	7.8	7.8	7.6	7.5	7.4



- [] Ranking at each section and finish
- .-.- No data available at this section
- NA No data available



Horse/Jockey Name	Takara Star
Final Rank	6
Fastest Section Time (Section)	0:11.47 (1000m)
Top Speed [km/h] (Section)	65.2 (1000m)
Race State	Finished



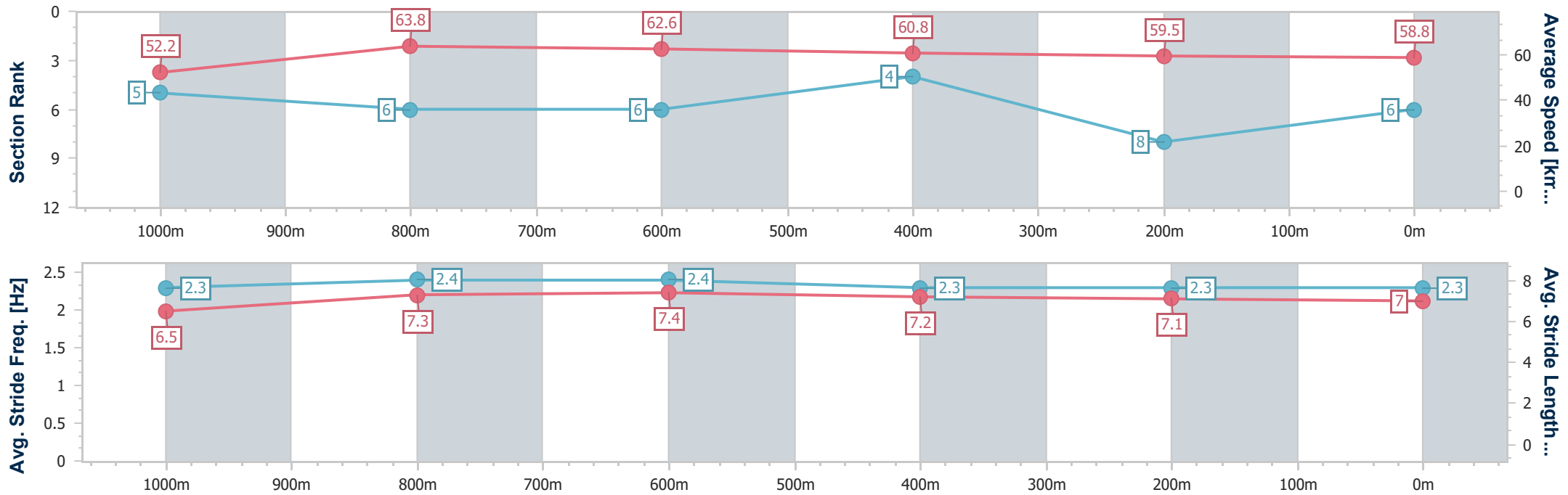
Toowoomba QLD Professional
Race 6: POLISHED BEAUTY BOUTIQUE BENCHMARK 65
Handicap - 1200m



14 September 2024 - 20:36

Track Rating: Good 4, Weather: Fine, Rail Position: True

Section	Overall	1000m	800m	600m	400m	200m
Section Times	1:13.44 [6] (0:13.78)	0:59.66 [5] (0:11.47)	0:48.19 [6] (0:11.63)	0:36.56 [6] (0:11.99)	0:24.57 [4] (0:12.30)	0:12.27 [8] (0:12.27)
Average Speed [km/h]	52.2	63.8	62.6	60.8	59.5	58.8
Top Speed [km/h]	65.0	65.2	64.4	61.6	60.5	59.7
Avg. Dist. to Rail [m]	9.6	4.6	3.4	2.5	5.3	6.9
Avg. Stride Freq. [Hz]	2.3	2.4	2.4	2.3	2.3	2.3
Avg. Stride Length [m]	6.5	7.3	7.4	7.2	7.1	7.0



- [] Ranking at each section and finish
- .-.- No data available at this section
- NA No data available



Horse/Jockey Name	My Moses
Final Rank	7
Fastest Section Time (Section)	0:11.41 (1000m)
Top Speed [km/h] (Section)	64.9 (Overall)
Race State	Finished



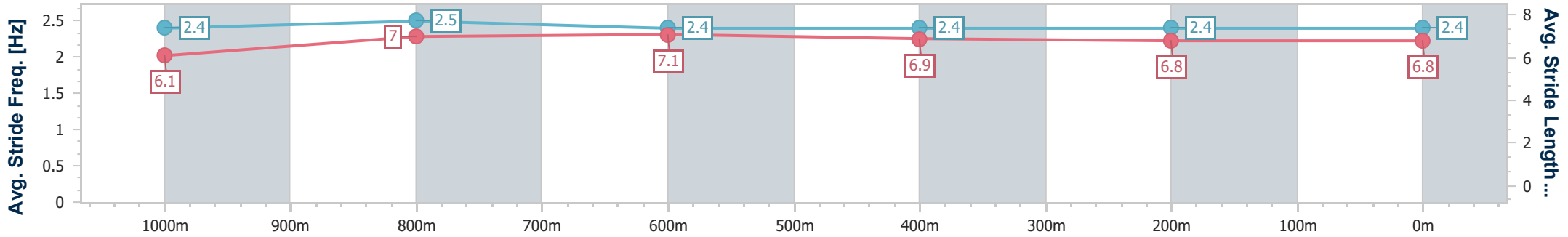
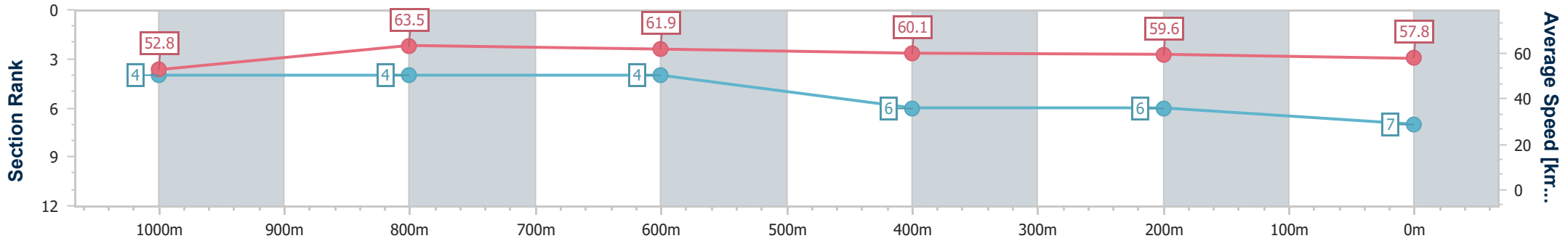
Toowoomba QLD Professional
Race 6: POLISHED BEAUTY BOUTIQUE BENCHMARK 65
Handicap - 1200m



14 September 2024 - 20:36

Track Rating: Good 4, Weather: Fine, Rail Position: True

Section	Overall	1000m	800m	600m	400m	200m
Section Times	1:13.49 [7] (0:13.66)	0:59.83 [4] (0:11.41)	0:48.42 [4] (0:11.71)	0:36.71 [4] (0:12.11)	0:24.60 [6] (0:12.16)	0:12.44 [6] (0:12.44)
Average Speed [km/h]	52.8	63.5	61.9	60.1	59.6	57.8
Top Speed [km/h]	64.9	64.9	63.9	61.8	61.2	58.8
Avg. Dist. to Rail [m]	4.4	2.0	2.4	1.9	2.8	5.9
Avg. Stride Freq. [Hz]	2.4	2.5	2.4	2.4	2.4	2.4
Avg. Stride Length [m]	6.1	7.0	7.1	6.9	6.8	6.8



- [] Ranking at each section and finish
- .-.- No data available at this section
- NA No data available



Horse/Jockey Name	Dragon Pins
Final Rank	8
Fastest Section Time (Section)	0:11.41 (1000m)
Top Speed [km/h] (Section)	65.2 (1000m)
Race State	Finished



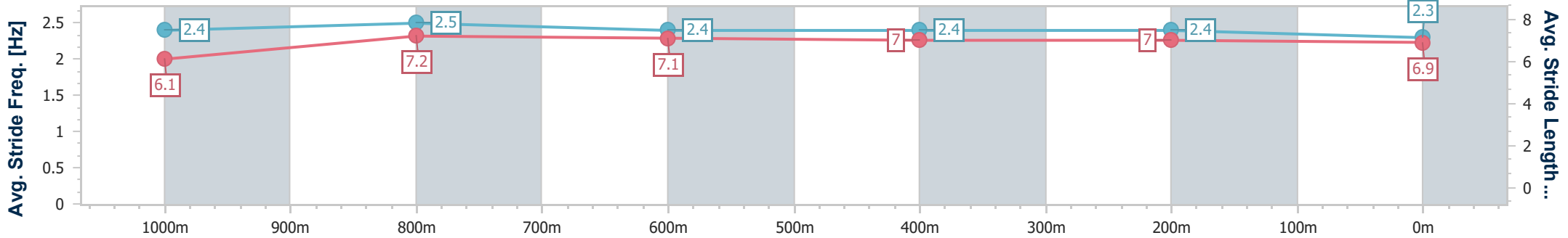
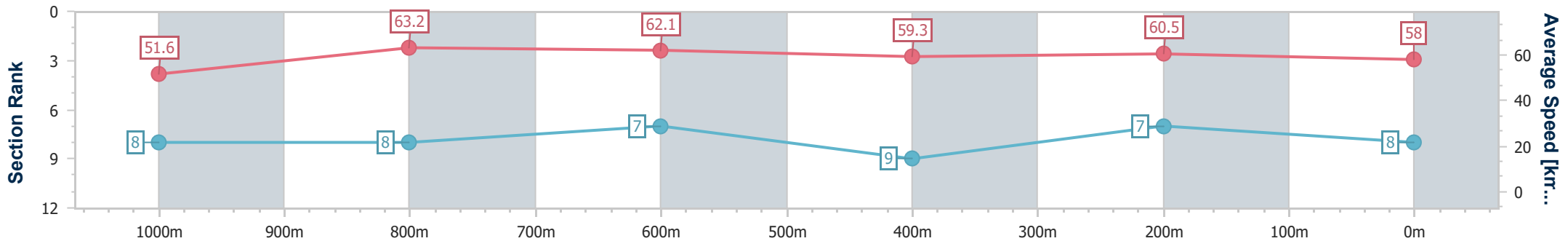
Toowoomba QLD Professional
Race 6: POLISHED BEAUTY BOUTIQUE BENCHMARK 65
Handicap - 1200m



14 September 2024 - 20:36

Track Rating: Good 4, Weather: Fine, Rail Position: True

Section	Overall	1000m	800m	600m	400m	200m
Section Times	1:13.59 [8] (0:13.99)	0:59.60 [8] (0:11.41)	0:48.19 [8] (0:11.64)	0:36.55 [7] (0:12.21)	0:24.34 [9] (0:11.92)	0:12.42 [7] (0:12.42)
Average Speed [km/h]	51.6	63.2	62.1	59.3	60.5	58.0
Top Speed [km/h]	65.0	65.2	63.0	61.5	61.6	59.7
Avg. Dist. to Rail [m]	3.1	0.7	1.7	1.6	0.5	0.6
Avg. Stride Freq. [Hz]	2.4	2.5	2.4	2.4	2.4	2.3
Avg. Stride Length [m]	6.1	7.2	7.1	7.0	7.0	6.9



- [] Ranking at each section and finish
- .-.- No data available at this section
- NA No data available



Horse/Jockey Name	Point Break
Final Rank	9
Fastest Section Time (Section)	0:11.38 (1000m)
Top Speed [km/h] (Section)	66.5 (1000m)
Race State	Finished



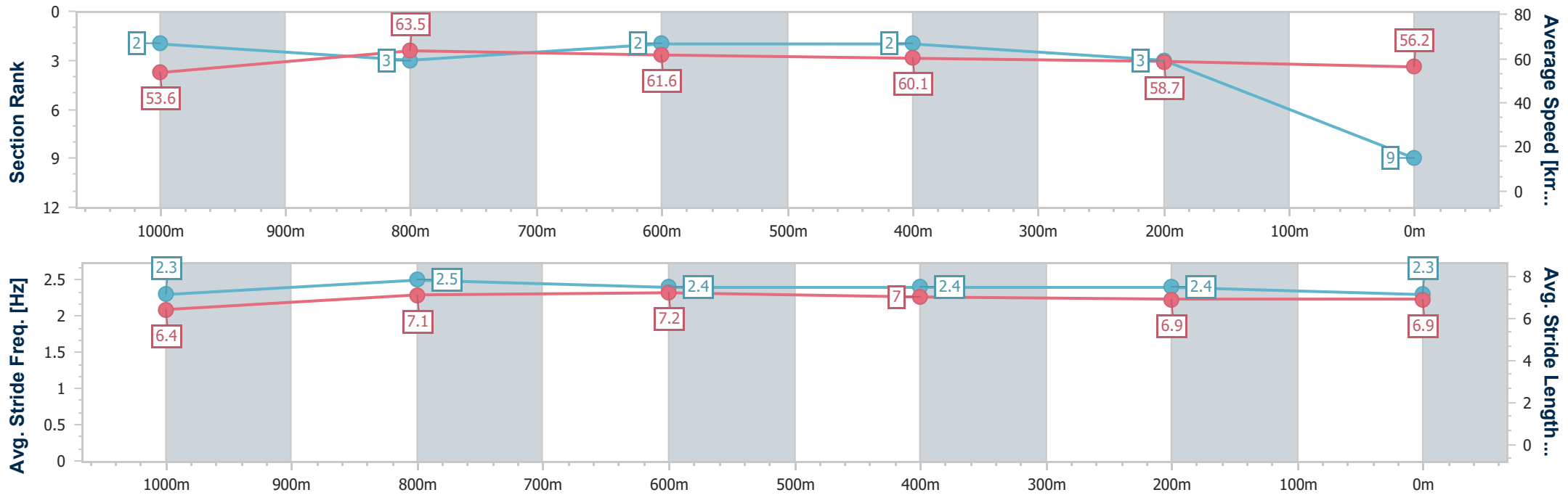
Toowoomba QLD Professional
 Race 6: POLISHED BEAUTY BOUTIQUE BENCHMARK 65
 Handicap - 1200m



14 September 2024 - 20:36

Track Rating: Good 4, Weather: Fine, Rail Position: True

Section	Overall	1000m	800m	600m	400m	200m
Section Times	1:13.66 [9] (0:13.45)	1:00.21 [2] (0:11.38)	0:48.83 [3] (0:11.74)	0:37.09 [2] (0:11.96)	0:25.13 [2] (0:12.31)	0:12.82 [3] (0:12.82)
Average Speed [km/h]	53.6	63.5	61.6	60.1	58.7	56.2
Top Speed [km/h]	66.5	66.5	63.3	61.9	61.0	58.4
Avg. Dist. to Rail [m]	5.5	1.8	0.8	0.4	1.8	2.9
Avg. Stride Freq. [Hz]	2.3	2.5	2.4	2.4	2.4	2.3
Avg. Stride Length [m]	6.4	7.1	7.2	7.0	6.9	6.9



- [] Ranking at each section and finish
- .-.- No data available at this section
- NA No data available