



Sunshine Coast QLD Professional
Race 3: AUSTRALIAN ENERGY ANALYTICS PINK RIBBON CUP Class 4
Handicap - 1600m
15 September 2024 - 14:20



Track Rating: Soft 5, Weather: Fine, Rail Position: True

Section		Overall	1400m	1200m	1000m	800m	600m	400m	Last 600m				
Field Times		1:38.54 (0:13.67)	1:24.87 (0:11.97)	1:12.90 (0:12.43)	1:00.47 (0:12.87)	0:47.60 (0:12.70)	0:34.90 (0:11.99)	0:22.91 (0:11.20)	0:34.90				
Rank	TAB Horse/Jockey	Barrier	Top Speed [km/h]	Fastest Section	Distance Travelled [m]								
1	2 COLLEAGUES Michael Rodd	4	66.0 400m	0:11.08 400m	1:38.54 [1] (0:14.16)	1:24.38 [5] (0:11.79)	1:12.59 [4] (0:12.55)	1:00.04 [4] (0:12.89)	0:47.15 [4] (0:12.50)	0:34.65 [4] (0:11.86)	0:22.79 [3] (0:11.08)	0:34.65	
2	4 ULTIMATE OUTCOME Robbie Dolan	1	66.4 400m	0:11.10 400m	1:38.56 [2] (0:14.53)	1:24.03 [6] (0:11.84)	1:12.19 [6] (0:12.61)	0:59.58 [6] (0:12.63)	0:46.95 [6] (0:12.49)	0:34.46 [6] (0:11.86)	0:22.60 [6] (0:11.10)	0:34.46	+1
3	9 SCHOONA THE BETTER Nikita Beriman	6	65.1 400m	0:11.26 400m	1:38.74 [3] (0:13.67)	1:25.07 [1] (0:11.97)	1:13.10 [1] (0:12.43)	1:00.67 [1] (0:12.87)	0:47.80 [1] (0:12.75)	0:35.05 [2] (0:11.94)	0:23.11 [1] (0:11.26)	0:35.05	-2
4	1 BALTIC COAST James Orman	5	64.7 Overall	0:11.32 400m	1:39.13 [4] (0:13.82)	1:25.31 [2] (0:11.88)	1:13.43 [2] (0:12.41)	1:01.02 [2] (0:12.86)	0:48.16 [2] (0:12.67)	0:35.49 [1] (0:12.04)	0:23.45 [2] (0:11.32)	0:35.49	+2
5	8 WICKED'N' LOVIN'IT Michael Cahill	2	64.9 400m	0:11.31 400m	1:39.35 [5] (0:14.09)	1:25.26 [4] (0:11.97)	1:13.29 [5] (0:12.57)	1:00.72 [5] (0:12.80)	0:47.92 [5] (0:12.62)	0:35.30 [5] (0:11.80)	0:23.50 [5] (0:11.31)	0:35.30	-1
6	3 O'MISS BEHAVING Fiona Sandkuhl	3	64.4 400m	0:11.40 400m	1:39.48 [6] (0:13.86)	1:25.62 [3] (0:11.96)	1:13.66 [3] (0:12.49)	1:01.17 [3] (0:12.86)	0:48.31 [3] (0:12.65)	0:35.66 [3] (0:12.02)	0:23.64 [4] (0:11.40)	0:35.66	-1

Scratched: Turbulent (#5), Dark Chill (#6), Smart As Smart (#7)

[] Ranking at each section and finish
 -:-:- No data available at this section
 NA No data available

SCN Saddle cloth number
 DNF Did not finish
 DNT Did not track



Sunshine Coast QLD Professional
Race 3: AUSTRALIAN ENERGY ANALYTICS PINK RIBBON CUP Class 4
Handicap - 1600m
15 September 2024 - 14:20



Track Rating: Soft 5, Weather: Fine, Rail Position: True

Section				200m				Last 600m	
Field Times				0:11.71 (0:11.71)				0:34.90	
Rank	TAB	Horse/Jockey	Barrier	Top Speed [km/h]	Fastest Section	Margin			Distance Travelled [m]
1	2	COLLEAGUES Michael Rodd	4	66.0 400m	0:11.08 400m	0:11.71 [1] (0:11.71)	1:38.54		0:34.65
2	4	ULTIMATE OUTCOME Robbie Dolan	1	66.4 400m	0:11.10 400m	0:11.50 [4] (0:11.50)	0.1L		0:34.46 +1
3	9	SCHOONA THE BETTER Nikita Beriman	6	65.1 400m	0:11.26 400m	0:11.85 [2] (0:11.85)	1.1L		0:35.05 -2
4	1	BALTIC COAST James Orman	5	64.7 Overall	0:11.32 400m	0:12.13 [3] (0:12.13)	3.4L		0:35.49 +2
5	8	WICKED'N' LOVIN'IT Michael Cahill	2	64.9 400m	0:11.31 400m	0:12.19 [5] (0:12.19)	4.7L		0:35.30 -1
6	3	O'MISS BEHAVING Fiona Sandkuhl	3	64.4 400m	0:11.40 400m	0:12.24 [6] (0:12.24)	5.2L		0:35.66 -1

Scratched: Turbulent (#5), Dark Chill (#6), Smart As Smart (#7)

[] Ranking at each section and finish
 -:-:- No data available at this section
 NA No data available

SCN Saddle cloth number
 DNF Did not finish
 DNT Did not track



Horse/Jockey Name	Colleagues
Final Rank	1
Fastest Section Time (Section)	0:11.08 (400m)
Top Speed [km/h] (Section)	66.0 (400m)
Race State	Finished



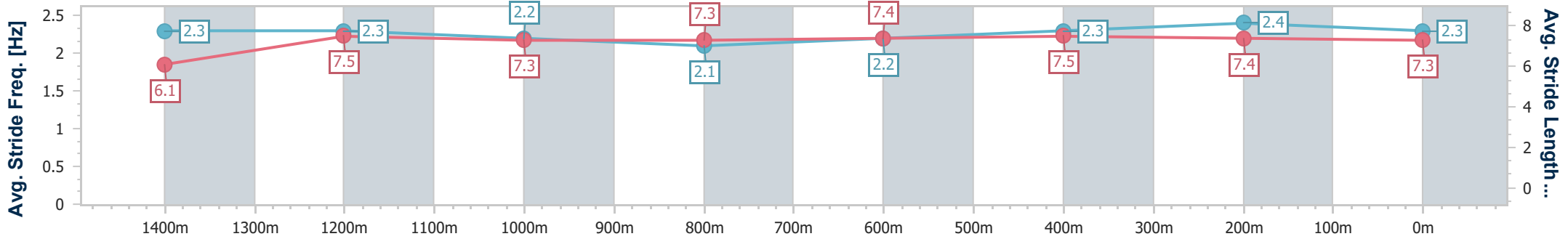
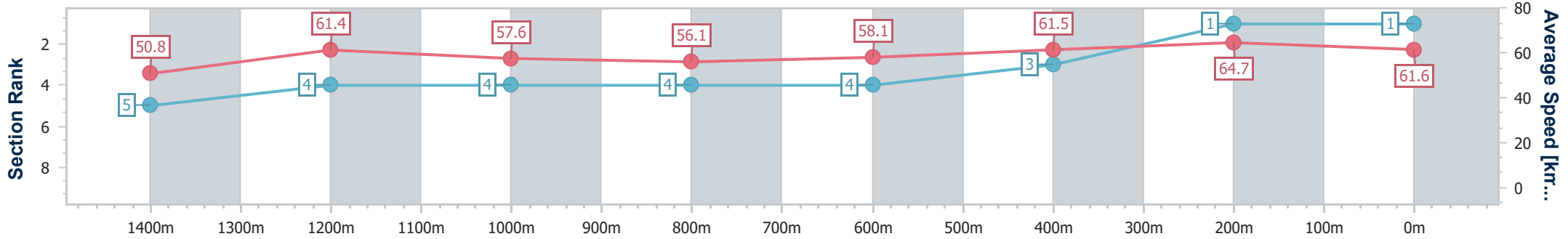
Sunshine Coast QLD Professional
Race 3: AUSTRALIAN ENERGY ANALYTICS PINK RIBBON CUP
Class 4 Handicap - 1600m



15 September 2024 - 14:20

Track Rating: Soft 5, Weather: Fine, Rail Position: True

Section	Overall	1400m	1200m	1000m	800m	600m	400m	200m
Section Times	1:38.54 [1] (0:14.16)	1:24.38 [5] (0:11.79)	1:12.59 [4] (0:12.55)	1:00.04 [4] (0:12.89)	0:47.15 [4] (0:12.50)	0:34.65 [4] (0:11.86)	0:22.79 [3] (0:11.08)	0:11.71 [1] (0:11.71)
Average Speed [km/h]	50.8	61.4	57.6	56.1	58.1	61.5	64.7	61.6
Top Speed [km/h]	62.7	62.8	58.5	57.3	58.9	65.8	66.0	64.1
Avg. Dist. to Rail [m]	6.4	3.3	3.1	2.9	1.3	1.9	4.9	2.5
Avg. Stride Freq. [Hz]	2.3	2.3	2.2	2.1	2.2	2.3	2.4	2.3
Avg. Stride Length [m]	6.1	7.5	7.3	7.3	7.4	7.5	7.4	7.3



- [] Ranking at each section and finish
- .-.- No data available at this section
- NA No data available



Horse/Jockey Name	Ultimate Outcome
Final Rank	2
Fastest Section Time (Section)	0:11.10 (400m)
Top Speed [km/h] (Section)	66.4 (400m)
Race State	Finished



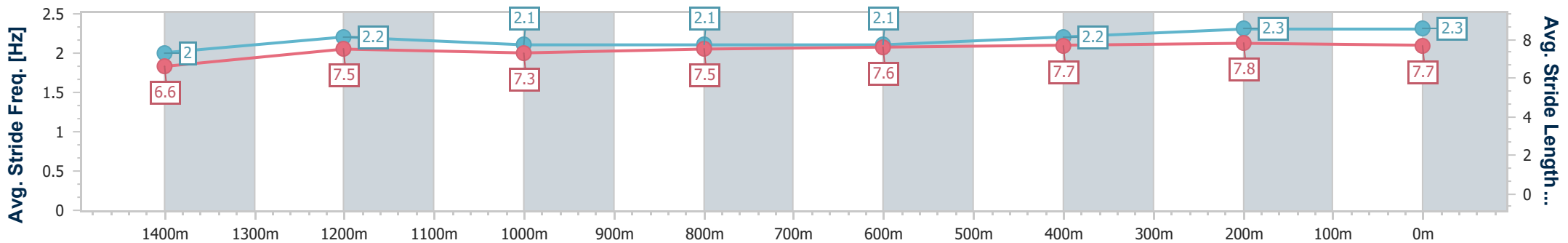
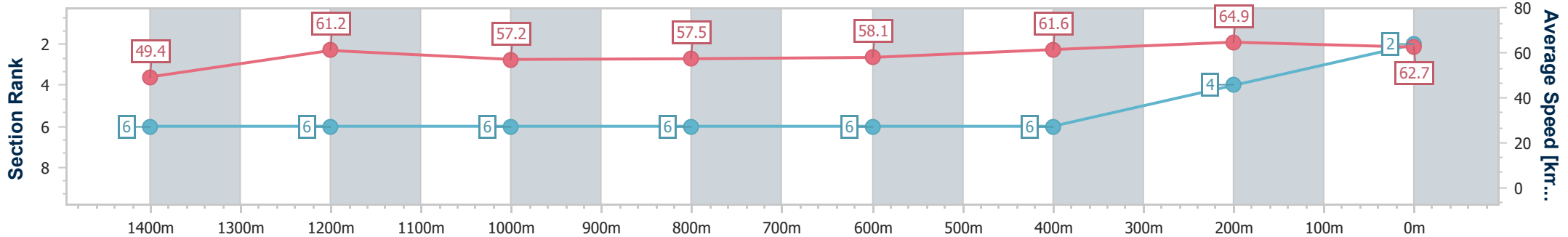
Sunshine Coast QLD Professional
 Race 3: AUSTRALIAN ENERGY ANALYTICS PINK RIBBON CUP
 Class 4 Handicap - 1600m



15 September 2024 - 14:20

Track Rating: Soft 5, Weather: Fine, Rail Position: True

Section	Overall	1400m	1200m	1000m	800m	600m	400m	200m
Section Times	1:38.56 [2] (0:14.53)	1:24.03 [6] (0:11.84)	1:12.19 [6] (0:12.61)	0:59.58 [6] (0:12.63)	0:46.95 [6] (0:12.49)	0:34.46 [6] (0:11.86)	0:22.60 [6] (0:11.10)	0:11.50 [4] (0:11.50)
Average Speed [km/h]	49.4	61.2	57.2	57.5	58.1	61.6	64.9	62.7
Top Speed [km/h]	60.9	62.4	58.2	58.6	59.2	64.7	66.4	64.7
Avg. Dist. to Rail [m]	4.3	2.2	2.3	2.7	1.4	2.3	7.8	6.7
Avg. Stride Freq. [Hz]	2.0	2.2	2.1	2.1	2.1	2.2	2.3	2.3
Avg. Stride Length [m]	6.6	7.5	7.3	7.5	7.6	7.7	7.8	7.7



- [] Ranking at each section and finish
- .-.- No data available at this section
- NA No data available



Horse/Jockey Name	Schoona The Better
Final Rank	3
Fastest Section Time (Section)	0:11.26 (400m)
Top Speed [km/h] (Section)	65.1 (400m)
Race State	Finished



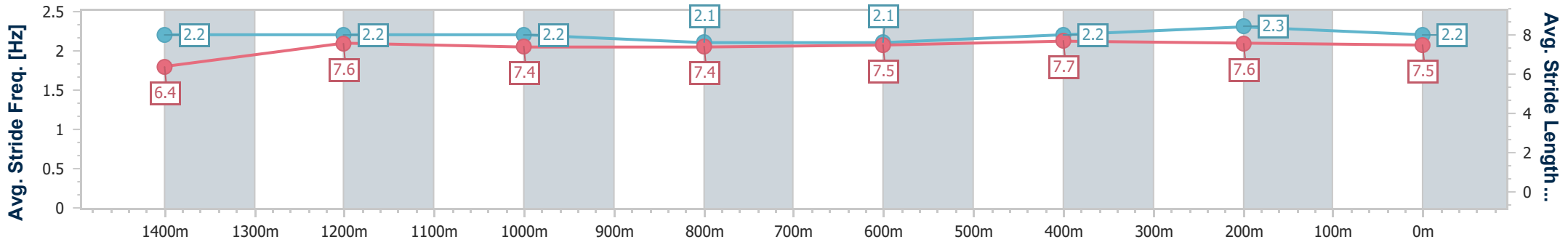
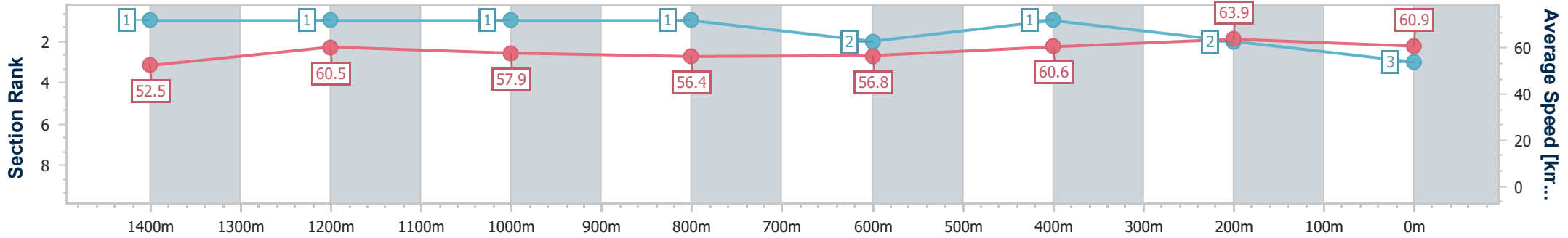
Sunshine Coast QLD Professional
Race 3: AUSTRALIAN ENERGY ANALYTICS PINK RIBBON CUP
Class 4 Handicap - 1600m



15 September 2024 - 14:20

Track Rating: Soft 5, Weather: Fine, Rail Position: True

Section	Overall	1400m	1200m	1000m	800m	600m	400m	200m
Section Times	1:38.74 [3] (0:13.67)	1:25.07 [1] (0:11.97)	1:13.10 [1] (0:12.43)	1:00.67 [1] (0:12.87)	0:47.80 [1] (0:12.75)	0:35.05 [2] (0:11.94)	0:23.11 [1] (0:11.26)	0:11.85 [2] (0:11.85)
Average Speed [km/h]	52.5	60.5	57.9	56.4	56.8	60.6	63.9	60.9
Top Speed [km/h]	64.4	63.5	59.4	57.3	58.6	62.8	65.1	65.0
Avg. Dist. to Rail [m]	10.0	2.8	2.3	2.3	1.5	0.6	3.9	3.5
Avg. Stride Freq. [Hz]	2.2	2.2	2.2	2.1	2.1	2.2	2.3	2.2
Avg. Stride Length [m]	6.4	7.6	7.4	7.4	7.5	7.7	7.6	7.5



- [] Ranking at each section and finish
- .-.- No data available at this section
- NA No data available



Horse/Jockey Name	Baltic Coast
Final Rank	4
Fastest Section Time (Section)	0:11.32 (400m)
Top Speed [km/h] (Section)	64.7 (Overall)
Race State	Finished



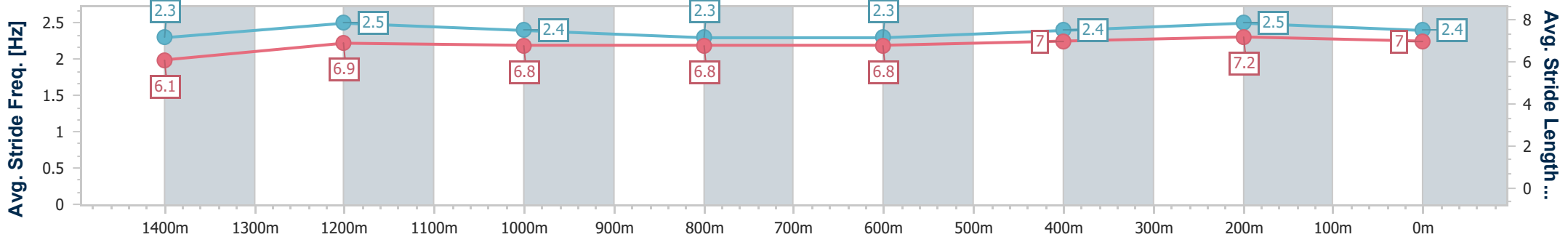
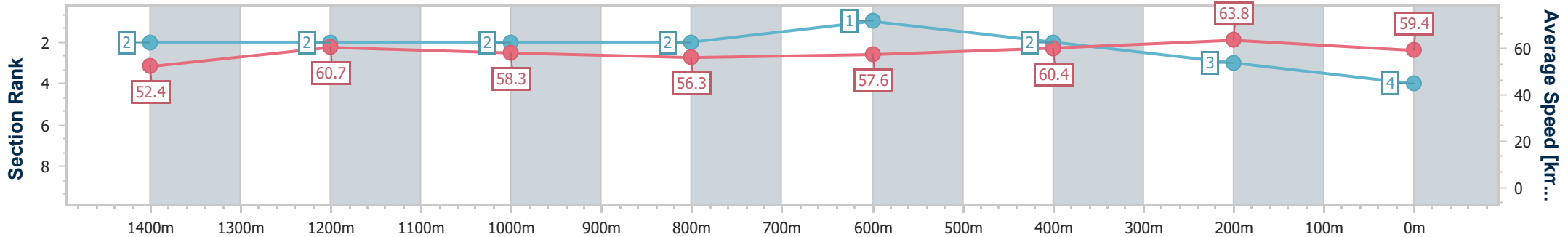
Sunshine Coast QLD Professional
 Race 3: AUSTRALIAN ENERGY ANALYTICS PINK RIBBON CUP
 Class 4 Handicap - 1600m



15 September 2024 - 14:20

Track Rating: Soft 5, Weather: Fine, Rail Position: True

Section	Overall	1400m	1200m	1000m	800m	600m	400m	200m
Section Times	1:39.13 [4] (0:13.82)	1:25.31 [2] (0:11.88)	1:13.43 [2] (0:12.41)	1:01.02 [2] (0:12.86)	0:48.16 [2] (0:12.67)	0:35.49 [1] (0:12.04)	0:23.45 [2] (0:11.32)	0:12.13 [3] (0:12.13)
Average Speed [km/h]	52.4	60.7	58.3	56.3	57.6	60.4	63.8	59.4
Top Speed [km/h]	64.7	63.2	59.7	57.2	58.1	63.6	64.6	62.4
Avg. Dist. to Rail [m]	8.0	3.0	3.1	3.1	2.2	1.9	4.9	4.3
Avg. Stride Freq. [Hz]	2.3	2.5	2.4	2.3	2.3	2.4	2.5	2.4
Avg. Stride Length [m]	6.1	6.9	6.8	6.8	6.8	7.0	7.2	7.0



- [] Ranking at each section and finish
- .-.- No data available at this section
- NA No data available



Horse/Jockey Name	Wicked'n' Lovin'it
Final Rank	5
Fastest Section Time (Section)	0:11.31 (400m)
Top Speed [km/h] (Section)	64.9 (400m)
Race State	Finished



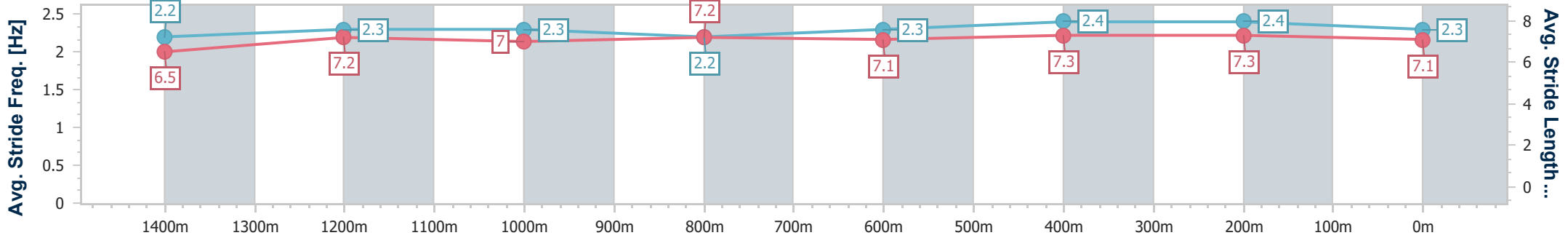
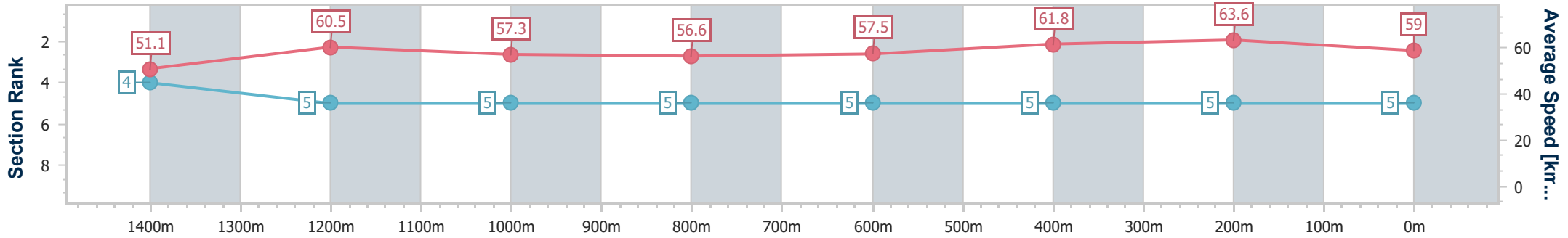
Sunshine Coast QLD Professional
 Race 3: AUSTRALIAN ENERGY ANALYTICS PINK RIBBON CUP
 Class 4 Handicap - 1600m



15 September 2024 - 14:20

Track Rating: Soft 5, Weather: Fine, Rail Position: True

Section	Overall	1400m	1200m	1000m	800m	600m	400m	200m
Section Times	1:39.35 [5] (0:14.09)	1:25.26 [4] (0:11.97)	1:13.29 [5] (0:12.57)	1:00.72 [5] (0:12.80)	0:47.92 [5] (0:12.62)	0:35.30 [5] (0:11.80)	0:23.50 [5] (0:11.31)	0:12.19 [5] (0:12.19)
Average Speed [km/h]	51.1	60.5	57.3	56.6	57.5	61.8	63.6	59.0
Top Speed [km/h]	63.3	63.5	58.2	57.6	58.8	64.8	64.9	61.2
Avg. Dist. to Rail [m]	4.8	2.5	2.4	2.2	1.5	1.8	5.3	5.1
Avg. Stride Freq. [Hz]	2.2	2.3	2.3	2.2	2.3	2.4	2.4	2.3
Avg. Stride Length [m]	6.5	7.2	7.0	7.2	7.1	7.3	7.3	7.1



- [] Ranking at each section and finish
- .-.- No data available at this section
- NA No data available



Horse/Jockey Name	O'miss Behaving
Final Rank	6
Fastest Section Time (Section)	0:11.40 (400m)
Top Speed [km/h] (Section)	64.4 (400m)
Race State	Finished



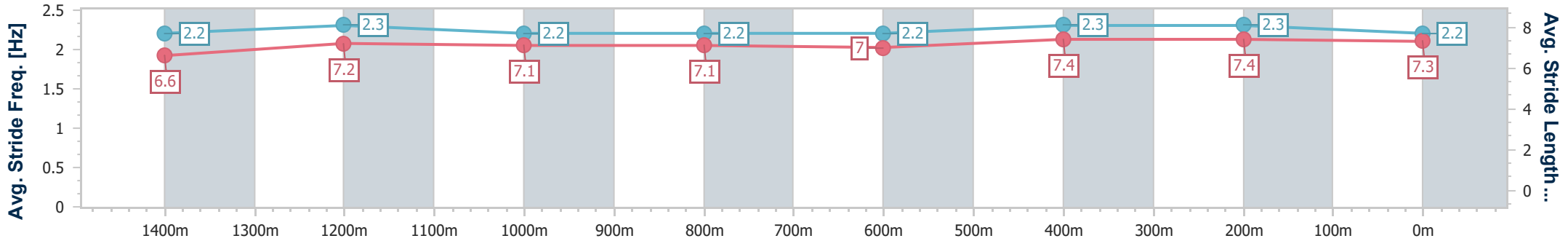
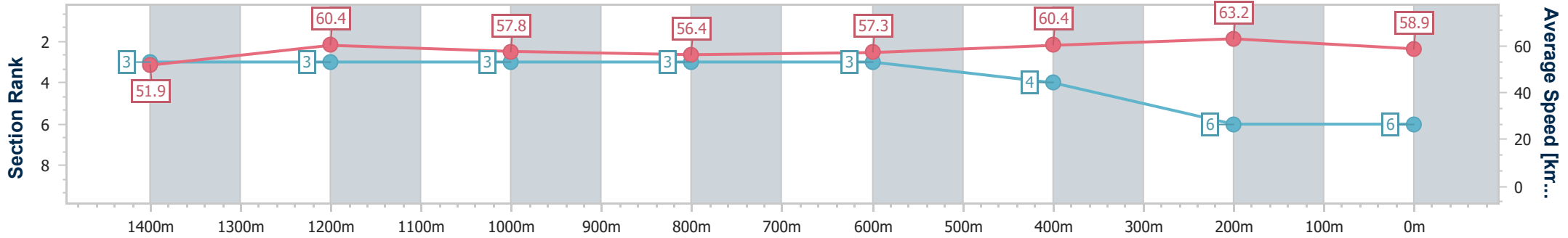
Sunshine Coast QLD Professional
Race 3: AUSTRALIAN ENERGY ANALYTICS PINK RIBBON CUP
Class 4 Handicap - 1600m



15 September 2024 - 14:20

Track Rating: Soft 5, Weather: Fine, Rail Position: True

Section	Overall	1400m	1200m	1000m	800m	600m	400m	200m
Section Times	1:39.48 [6] (0:13.86)	1:25.62 [3] (0:11.96)	1:13.66 [3] (0:12.49)	1:01.17 [3] (0:12.86)	0:48.31 [3] (0:12.65)	0:35.66 [3] (0:12.02)	0:23.64 [4] (0:11.40)	0:12.24 [6] (0:12.24)
Average Speed [km/h]	51.9	60.4	57.8	56.4	57.3	60.4	63.2	58.9
Top Speed [km/h]	63.5	62.7	58.6	57.2	58.3	62.8	64.4	61.9
Avg. Dist. to Rail [m]	5.9	2.0	2.2	2.0	1.5	1.2	3.0	2.9
Avg. Stride Freq. [Hz]	2.2	2.3	2.2	2.2	2.2	2.3	2.3	2.2
Avg. Stride Length [m]	6.6	7.2	7.1	7.1	7.0	7.4	7.4	7.3



- [] Ranking at each section and finish
- .-.- No data available at this section
- NA No data available