



Mackay QLD Professional

Race 1: Sky Racing BM60 Handicap - 1800m

17 September 2024 - 13:20



MACKAY TURF CLUB
Ooralea Racecourse

Track Rating: Good 4, Weather: Overcast, Rail Position: +3m Entire

| Section | | Overall | 1600m | 1400m | 1200m | 1000m | 800m | 600m | Last 600m | | | | |
|-------------|-------------------------------------|----------------------|----------------------|----------------------|--------------------------|--------------------------|--------------------------|--------------------------|--------------------------|--------------------------|--------------------------|---------|------------------------|
| Field Times | | 1:51.73 (0:14.49) | 1:37.24 (0:11.49) | 1:25.75 (0:12.23) | 1:13.52 (0:12.72) | 1:00.80 (0:12.39) | 0:48.41 (0:12.16) | 0:36.25 (0:12.08) | 0:36.25 | | | | |
| Rank | TAB Horse/Jockey | Barrier | Top Speed [km/h] | Fastest Section | | | | | | | | | Distance Travelled [m] |
| 1 | 5 WHATJEUDOIN' Justin Stanley | 2 | 65.8 Overall | 0:11.49 1600m | 1:51.73 [1] (0:14.49) | 1:37.24 [1] (0:11.49) | 1:25.75 [1] (0:12.23) | 1:13.52 [1] (0:12.72) | 1:00.80 [1] (0:12.39) | 0:48.41 [1] (0:12.16) | 0:36.25 [1] (0:12.08) | 0:36.25 | |
| 2 | 8 TORQUE ESPAGNA Leah Martyn | 7 | 62.8 1600m | 0:11.72 400m | 1:51.83 [2] (0:15.04) | 1:36.79 [6] (0:11.82) | 1:24.97 [6] (0:12.34) | 1:12.63 [6] (0:12.61) | 1:00.02 [6] (0:12.37) | 0:47.65 [6] (0:11.84) | 0:35.81 [5] (0:12.09) | 0:35.81 | +9 |
| 3 | 4 STREET GLORY Jackson Murphy | 3 | 64.4 Overall | 0:11.52 1600m | 1:51.86 [3] (0:14.55) | 1:37.31 [2] (0:11.52) | 1:25.79 [2] (0:12.43) | 1:13.36 [2] (0:12.53) | 1:00.83 [2] (0:12.36) | 0:48.47 [2] (0:12.17) | 0:36.30 [2] (0:12.22) | 0:36.30 | +7 |
| 4 | 1 BLUE SWIMMER Michael Murphy | 8 | 63.0 200m | 0:11.76 400m | 1:52.18 [4] (0:15.14) | 1:37.04 [7] (0:12.11) | 1:24.93 [7] (0:12.33) | 1:12.60 [7] (0:12.37) | 1:00.23 [7] (0:12.49) | 0:47.74 [7] (0:11.86) | 0:35.88 [7] (0:11.99) | 0:35.88 | +12 |
| 5 | 6 ZELSON Nathan Thomas | 5 | 63.0 400m | 0:11.80 400m | 1:52.19 [5] (0:15.54) | 1:36.65 [8] (0:12.21) | 1:24.44 [8] (0:12.25) | 1:12.19 [8] (0:12.20) | 0:59.99 [8] (0:12.25) | 0:47.74 [8] (0:11.90) | 0:35.84 [8] (0:12.05) | 0:35.84 | +1 |
| 6 | 7 SHADOW PROJECT Scott Sheargold | 4 | 63.4 Overall | 0:11.88 400m | 1:52.20 [6] (0:14.68) | 1:37.52 [3] (0:11.89) | 1:25.63 [4] (0:12.32) | 1:13.31 [4] (0:12.57) | 1:00.74 [4] (0:12.38) | 0:48.36 [4] (0:12.05) | 0:36.31 [4] (0:12.10) | 0:36.31 | +10 |
| 7 | 2 MOTAMAYIZ Nikki Olzard | 6 | 63.3 Overall | 0:11.88 400m | 1:52.50 [7] (0:14.80) | 1:37.70 [5] (0:11.95) | 1:25.75 [5] (0:12.37) | 1:13.38 [5] (0:12.53) | 1:00.85 [5] (0:12.38) | 0:48.47 [5] (0:12.02) | 0:36.45 [6] (0:12.04) | 0:36.45 | +1 |
| 8 | 3 PATTI WAGGIN Chris Whiteley | 1 | 63.0 Overall | 0:11.78 1600m | 1:52.61 [8] (0:14.72) | 1:37.89 [4] (0:11.78) | 1:26.11 [3] (0:12.26) | 1:13.85 [3] (0:12.61) | 1:01.24 [3] (0:12.39) | 0:48.85 [3] (0:11.99) | 0:36.86 [3] (0:12.12) | 0:36.86 | +3 |

[] Ranking at each section and finish
 -:-:- No data available at this section
 NA No data available

SCN Saddle cloth number
 DNF Did not finish
 DNT Did not track



Mackay QLD Professional

Race 1: Sky Racing BM60 Handicap - 1800m

17 September 2024 - 13:20



MACKAY TURF CLUB
Ooralea Racecourse

Track Rating: Good 4, Weather: Overcast, Rail Position: +3m Entire

| Section | | | | 400m | 200m | | | Last 600m | | |
|-------------|-----|-----------------------------------|---------|----------------------|----------------------|--------------------------|--------------------------|-----------|--|------------------------|
| Field Times | | | | 0:24.17 (0:11.81) | 0:12.36 (0:12.36) | | | 0:36.25 | | |
| Rank | TAB | Horse/Jockey | Barrier | Top Speed [km/h] | Fastest Section | Margin | | | | Distance Travelled [m] |
| 1 | 5 | WHATJEUDOIN' Justin Stanley | 2 | 65.8 Overall | 0:11.49 1600m | 0:24.17 [1] (0:11.81) | 0:12.36 [1] (0:12.36) | 1:51.73 | | 0:36.25 |
| 2 | 8 | TORQUE ESPAGNA Leah Martyn | 7 | 62.8 1600m | 0:11.72 400m | 0:23.72 [6] (0:11.72) | 0:12.00 [3] (0:12.00) | 0.59L | | 0:35.81 +9 |
| 3 | 4 | STREET GLORY Jackson Murphy | 3 | 64.4 Overall | 0:11.52 1600m | 0:24.08 [2] (0:11.87) | 0:12.21 [2] (0:12.21) | 0.77L | | 0:36.30 +7 |
| 4 | 1 | BLUE SWIMMER Michael Murphy | 8 | 63.0 200m | 0:11.76 400m | 0:23.89 [7] (0:11.76) | 0:12.13 [7] (0:12.13) | 2.61L | | 0:35.88 +12 |
| 5 | 6 | ZELSON Nathan Thomas | 5 | 63.0 400m | 0:11.80 400m | 0:23.79 [8] (0:11.80) | 0:11.99 [8] (0:11.99) | 2.7L | | 0:35.84 +1 |
| 6 | 7 | SHADOW PROJECT Scott Sheargold | 4 | 63.4 Overall | 0:11.88 400m | 0:24.21 [4] (0:11.88) | 0:12.33 [4] (0:12.33) | 2.74L | | 0:36.31 +10 |
| 7 | 2 | MOTAMAYIZ Nikki Olzard | 6 | 63.3 Overall | 0:11.88 400m | 0:24.41 [5] (0:11.88) | 0:12.53 [6] (0:12.53) | 4.54L | | 0:36.45 +1 |
| 8 | 3 | PATTI WAGGIN Chris Whiteley | 1 | 63.0 Overall | 0:11.78 1600m | 0:24.74 [3] (0:12.08) | 0:12.66 [5] (0:12.66) | 5.15L | | 0:36.86 +3 |



| | |
|--------------------------------|-----------------|
| Horse/Jockey Name | Whatjeudoin' |
| Final Rank | 1 |
| Fastest Section Time (Section) | 0:11.49 (1600m) |
| Top Speed [km/h] (Section) | 65.8 (Overall) |
| Race State | Finished |



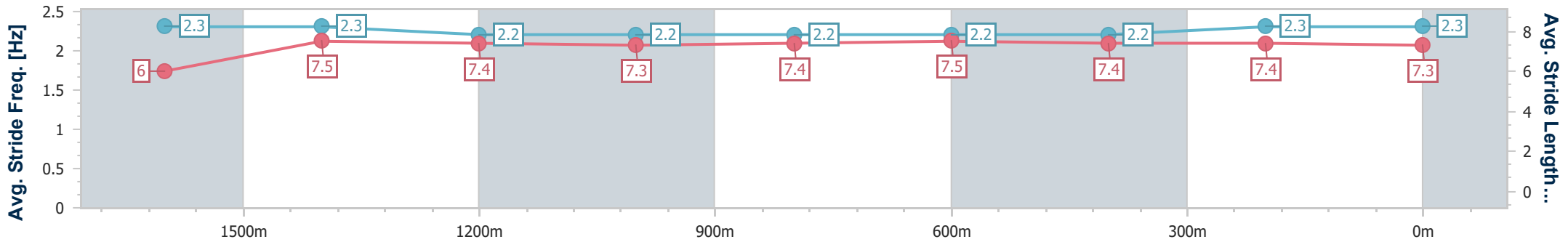
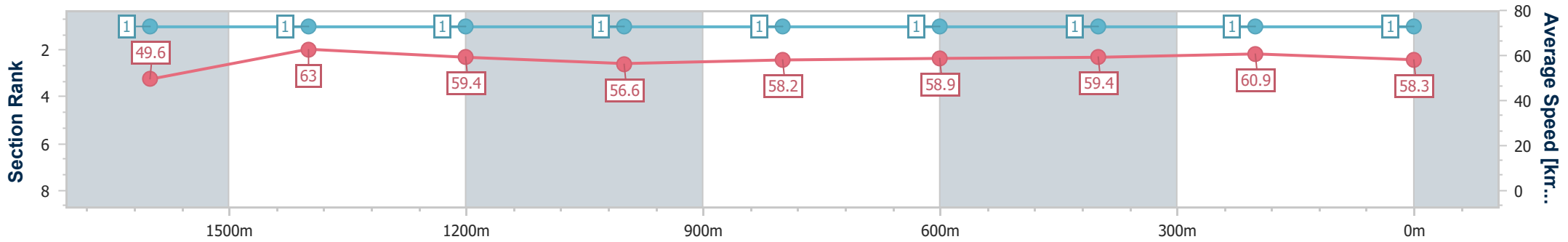
Mackay QLD Professional
Race 1: Sky Racing BM60 Handicap - 1800m



17 September 2024 - 13:20

Track Rating: Good 4, Weather: Overcast, Rail Position: +3m Entire

| Section | Overall | 1600m | 1400m | 1200m | 1000m | 800m | 600m | 400m | 200m |
|------------------------|--------------------------|--------------------------|--------------------------|--------------------------|--------------------------|--------------------------|--------------------------|--------------------------|--------------------------|
| Section Times | 1:51.73 [1] (0:14.49) | 1:37.24 [1] (0:11.49) | 1:25.75 [1] (0:12.23) | 1:13.52 [1] (0:12.72) | 1:00.80 [1] (0:12.39) | 0:48.41 [1] (0:12.16) | 0:36.25 [1] (0:12.08) | 0:24.17 [1] (0:11.81) | 0:12.36 [1] (0:12.36) |
| Average Speed [km/h] | 49.6 | 63.0 | 59.4 | 56.6 | 58.2 | 58.9 | 59.4 | 60.9 | 58.3 |
| Top Speed [km/h] | 65.8 | 65.4 | 60.7 | 57.9 | 59.0 | 59.8 | 60.4 | 62.2 | 60.6 |
| Avg. Dist. to Rail [m] | 2.7 | 0.8 | 1.4 | 0.9 | 0.5 | 0.7 | 0.7 | 0.9 | 0.7 |
| Avg. Stride Freq. [Hz] | 2.3 | 2.3 | 2.2 | 2.2 | 2.2 | 2.2 | 2.2 | 2.3 | 2.3 |
| Avg. Stride Length [m] | 6.0 | 7.5 | 7.4 | 7.3 | 7.4 | 7.5 | 7.4 | 7.4 | 7.3 |



- [] Ranking at each section and finish
- .-.- No data available at this section
- NA No data available



| | |
|--------------------------------|----------------|
| Horse/Jockey Name | Torque Espagna |
| Final Rank | 2 |
| Fastest Section Time (Section) | 0:11.72 (400m) |
| Top Speed [km/h] (Section) | 62.8 (1600m) |
| Race State | Finished |



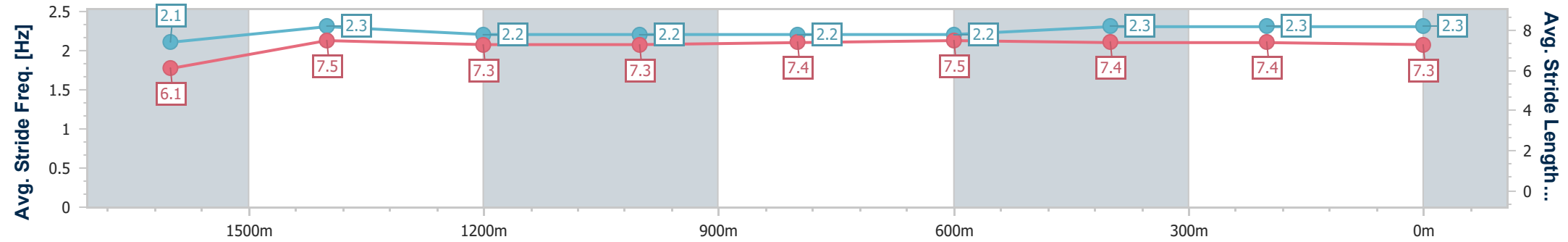
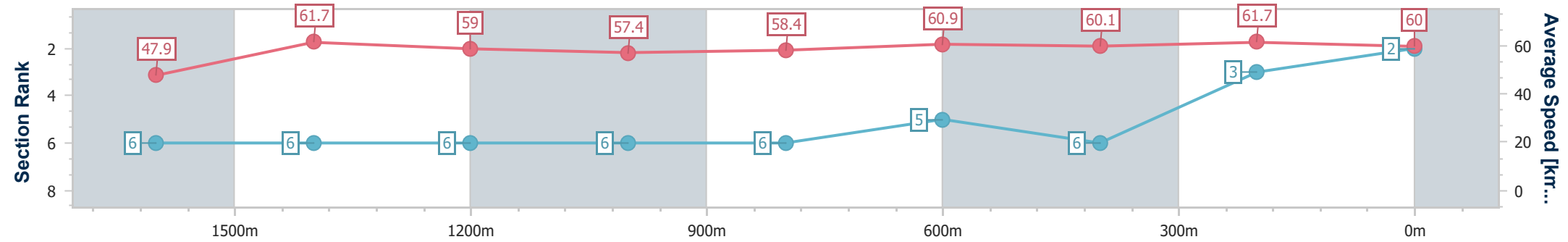
Mackay QLD Professional
Race 1: Sky Racing BM60 Handicap - 1800m



17 September 2024 - 13:20

Track Rating: Good 4, Weather: Overcast, Rail Position: +3m Entire

| Section | Overall | 1600m | 1400m | 1200m | 1000m | 800m | 600m | 400m | 200m |
|------------------------|--------------------------|--------------------------|--------------------------|--------------------------|--------------------------|--------------------------|--------------------------|--------------------------|--------------------------|
| Section Times | 1:51.83 [2] (0:15.04) | 1:36.79 [6] (0:11.82) | 1:24.97 [6] (0:12.34) | 1:12.63 [6] (0:12.61) | 1:00.02 [6] (0:12.37) | 0:47.65 [6] (0:11.84) | 0:35.81 [5] (0:12.09) | 0:23.72 [6] (0:11.72) | 0:12.00 [3] (0:12.00) |
| Average Speed [km/h] | 47.9 | 61.7 | 59.0 | 57.4 | 58.4 | 60.9 | 60.1 | 61.7 | 60.0 |
| Top Speed [km/h] | 62.1 | 62.8 | 61.7 | 59.2 | 60.6 | 61.6 | 62.0 | 62.7 | 62.4 |
| Avg. Dist. to Rail [m] | 6.7 | 2.1 | 2.1 | 2.0 | 1.2 | 0.7 | 1.1 | 4.7 | 4.4 |
| Avg. Stride Freq. [Hz] | 2.1 | 2.3 | 2.2 | 2.2 | 2.2 | 2.2 | 2.3 | 2.3 | 2.3 |
| Avg. Stride Length [m] | 6.1 | 7.5 | 7.3 | 7.3 | 7.4 | 7.5 | 7.4 | 7.4 | 7.3 |



- [] Ranking at each section and finish
- .-.- No data available at this section
- NA No data available



| | |
|--------------------------------|-----------------|
| Horse/Jockey Name | Street Glory |
| Final Rank | 3 |
| Fastest Section Time (Section) | 0:11.52 (1600m) |
| Top Speed [km/h] (Section) | 64.4 (Overall) |
| Race State | Finished |



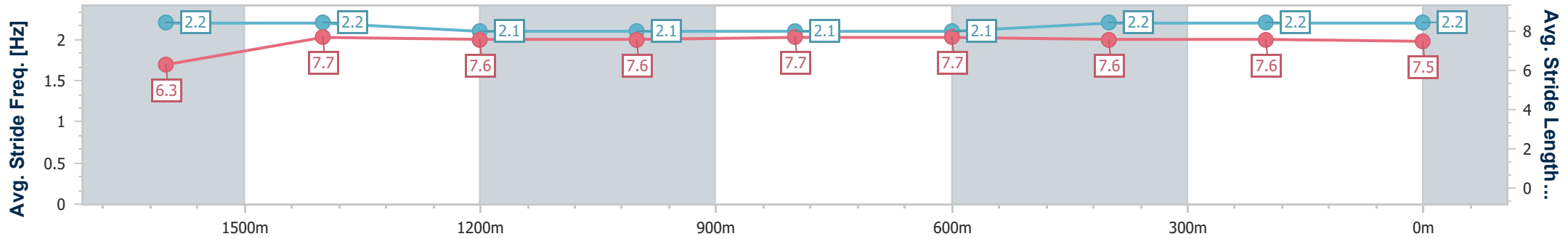
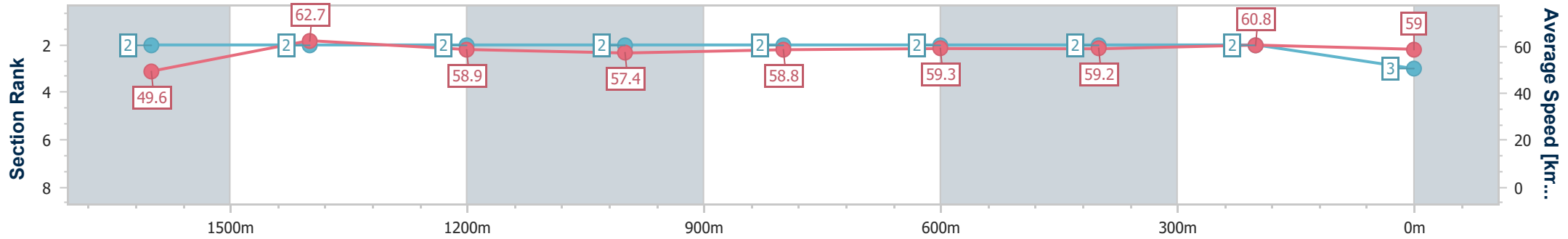
Mackay QLD Professional
Race 1: Sky Racing BM60 Handicap - 1800m



17 September 2024 - 13:20

Track Rating: Good 4, Weather: Overcast, Rail Position: +3m Entire

| Section | Overall | 1600m | 1400m | 1200m | 1000m | 800m | 600m | 400m | 200m |
|------------------------|--------------------------|--------------------------|--------------------------|--------------------------|--------------------------|--------------------------|--------------------------|--------------------------|--------------------------|
| Section Times | 1:51.86 [3] (0:14.55) | 1:37.31 [2] (0:11.52) | 1:25.79 [2] (0:12.43) | 1:13.36 [2] (0:12.53) | 1:00.83 [2] (0:12.36) | 0:48.47 [2] (0:12.17) | 0:36.30 [2] (0:12.22) | 0:24.08 [2] (0:11.87) | 0:12.21 [2] (0:12.21) |
| Average Speed [km/h] | 49.6 | 62.7 | 58.9 | 57.4 | 58.8 | 59.3 | 59.2 | 60.8 | 59.0 |
| Top Speed [km/h] | 64.4 | 64.2 | 60.2 | 58.2 | 59.7 | 59.9 | 60.3 | 61.5 | 61.2 |
| Avg. Dist. to Rail [m] | 4.0 | 1.1 | 2.3 | 1.7 | 1.8 | 1.6 | 0.4 | 2.5 | 2.4 |
| Avg. Stride Freq. [Hz] | 2.2 | 2.2 | 2.1 | 2.1 | 2.1 | 2.1 | 2.2 | 2.2 | 2.2 |
| Avg. Stride Length [m] | 6.3 | 7.7 | 7.6 | 7.6 | 7.7 | 7.7 | 7.6 | 7.6 | 7.5 |



- [] Ranking at each section and finish
- .-.- No data available at this section
- NA No data available



| | |
|--------------------------------|----------------|
| Horse/Jockey Name | Blue Swimmer |
| Final Rank | 4 |
| Fastest Section Time (Section) | 0:11.76 (400m) |
| Top Speed [km/h] (Section) | 63.0 (200m) |
| Race State | Finished |



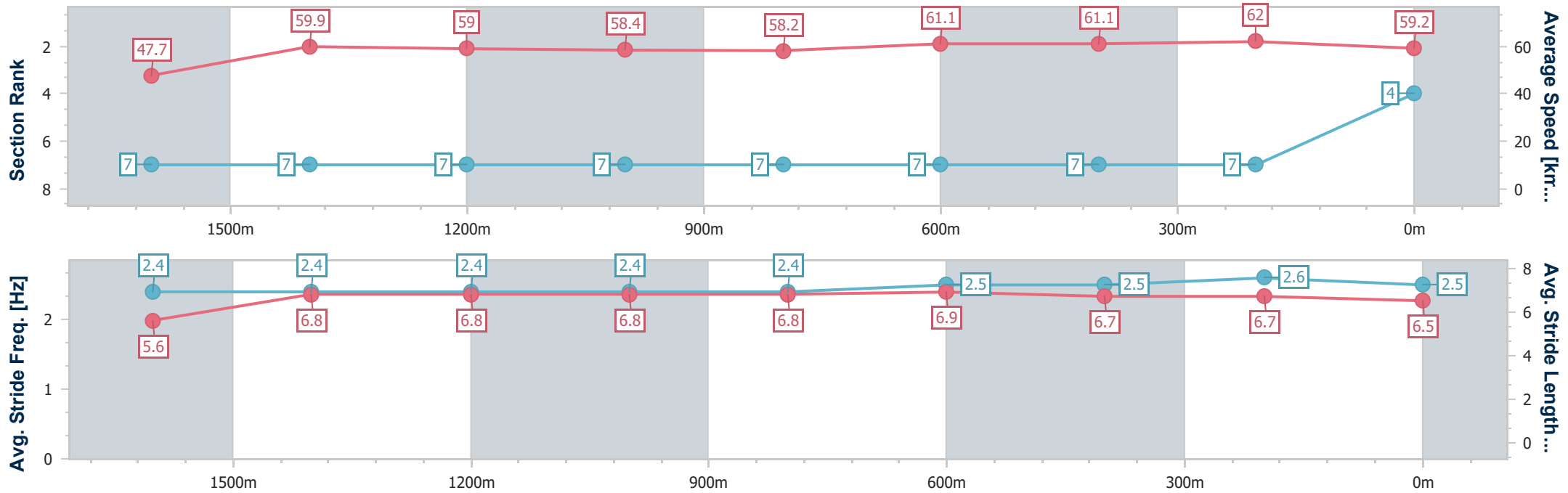
Mackay QLD Professional
Race 1: Sky Racing BM60 Handicap - 1800m



17 September 2024 - 13:20

Track Rating: Good 4, Weather: Overcast, Rail Position: +3m Entire

| Section | Overall | 1600m | 1400m | 1200m | 1000m | 800m | 600m | 400m | 200m |
|------------------------|--------------------------|--------------------------|--------------------------|--------------------------|--------------------------|--------------------------|--------------------------|--------------------------|--------------------------|
| Section Times | 1:52.18 [4] (0:15.14) | 1:37.04 [7] (0:12.11) | 1:24.93 [7] (0:12.33) | 1:12.60 [7] (0:12.37) | 1:00.23 [7] (0:12.49) | 0:47.74 [7] (0:11.86) | 0:35.88 [7] (0:11.99) | 0:23.89 [7] (0:11.76) | 0:12.13 [7] (0:12.13) |
| Average Speed [km/h] | 47.7 | 59.9 | 59.0 | 58.4 | 58.2 | 61.1 | 61.1 | 62.0 | 59.2 |
| Top Speed [km/h] | 61.7 | 60.9 | 61.0 | 60.1 | 61.0 | 62.1 | 62.1 | 62.7 | 63.0 |
| Avg. Dist. to Rail [m] | 6.4 | 1.1 | 2.1 | 1.9 | 1.9 | 2.1 | 2.6 | 5.2 | 6.0 |
| Avg. Stride Freq. [Hz] | 2.4 | 2.4 | 2.4 | 2.4 | 2.4 | 2.5 | 2.5 | 2.6 | 2.5 |
| Avg. Stride Length [m] | 5.6 | 6.8 | 6.8 | 6.8 | 6.8 | 6.9 | 6.7 | 6.7 | 6.5 |



- [] Ranking at each section and finish
- .-.- No data available at this section
- NA No data available



| | |
|--------------------------------|----------------|
| Horse/Jockey Name | Zelson |
| Final Rank | 5 |
| Fastest Section Time (Section) | 0:11.80 (400m) |
| Top Speed [km/h] (Section) | 63.0 (400m) |
| Race State | Finished |



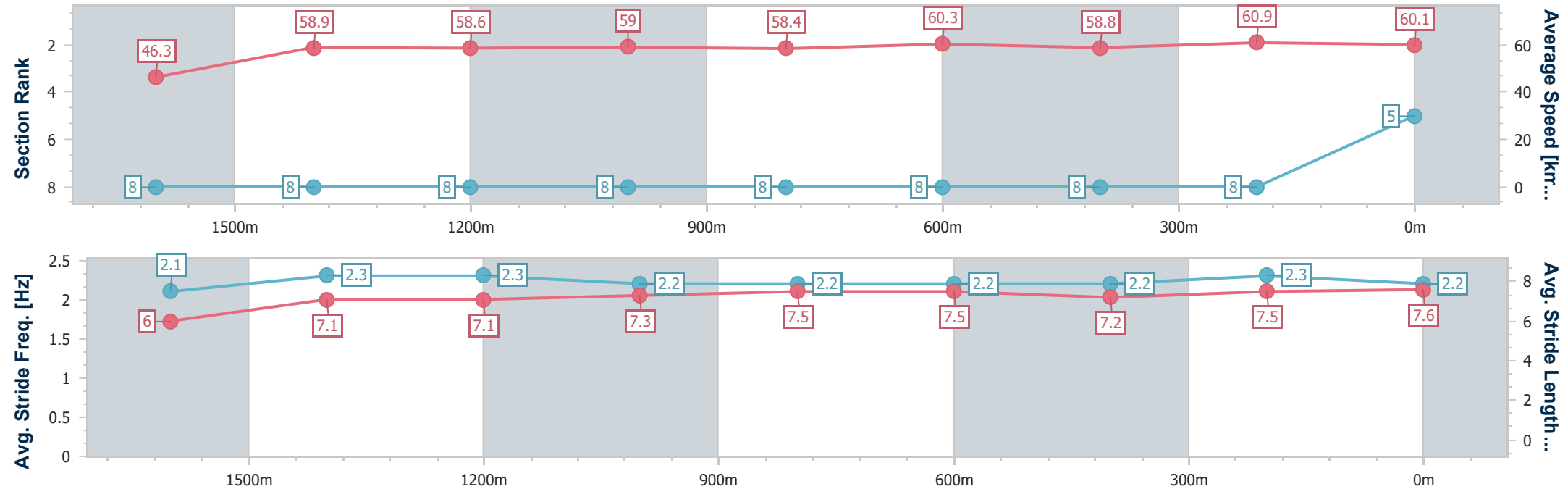
Mackay QLD Professional
Race 1: Sky Racing BM60 Handicap - 1800m



17 September 2024 - 13:20

Track Rating: Good 4, Weather: Overcast, Rail Position: +3m Entire

| Section | Overall | 1600m | 1400m | 1200m | 1000m | 800m | 600m | 400m | 200m |
|------------------------|--------------------------|--------------------------|--------------------------|--------------------------|--------------------------|--------------------------|--------------------------|--------------------------|--------------------------|
| Section Times | 1:52.19 [5] (0:15.54) | 1:36.65 [8] (0:12.21) | 1:24.44 [8] (0:12.25) | 1:12.19 [8] (0:12.20) | 0:59.99 [8] (0:12.25) | 0:47.74 [8] (0:11.90) | 0:35.84 [8] (0:12.05) | 0:23.79 [8] (0:11.80) | 0:11.99 [8] (0:11.99) |
| Average Speed [km/h] | 46.3 | 58.9 | 58.6 | 59.0 | 58.4 | 60.3 | 58.8 | 60.9 | 60.1 |
| Top Speed [km/h] | 60.2 | 60.1 | 59.4 | 60.3 | 59.6 | 61.2 | 59.6 | 63.0 | 62.1 |
| Avg. Dist. to Rail [m] | 3.6 | 0.5 | 0.4 | 0.6 | 1.7 | 1.0 | 1.9 | 2.4 | 4.1 |
| Avg. Stride Freq. [Hz] | 2.1 | 2.3 | 2.3 | 2.2 | 2.2 | 2.2 | 2.2 | 2.3 | 2.2 |
| Avg. Stride Length [m] | 6.0 | 7.1 | 7.1 | 7.3 | 7.5 | 7.5 | 7.2 | 7.5 | 7.6 |



- [] Ranking at each section and finish
- .-.- No data available at this section
- NA No data available



| | |
|--------------------------------|----------------|
| Horse/Jockey Name | Shadow Project |
| Final Rank | 6 |
| Fastest Section Time (Section) | 0:11.88 (400m) |
| Top Speed [km/h] (Section) | 63.4 (Overall) |
| Race State | Finished |



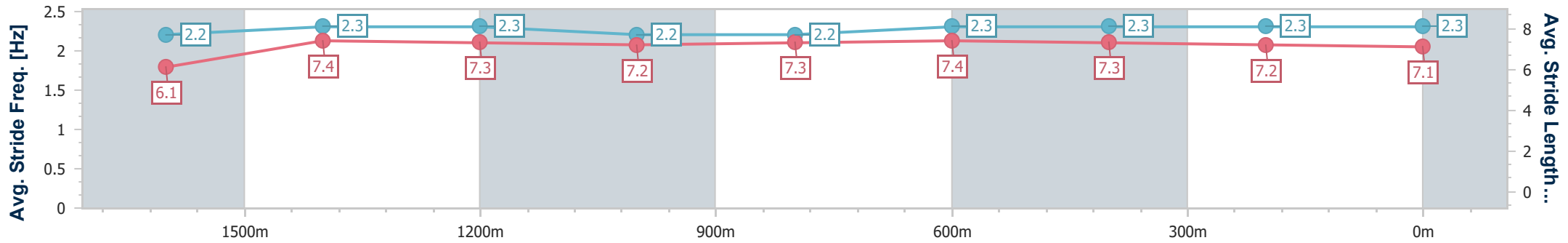
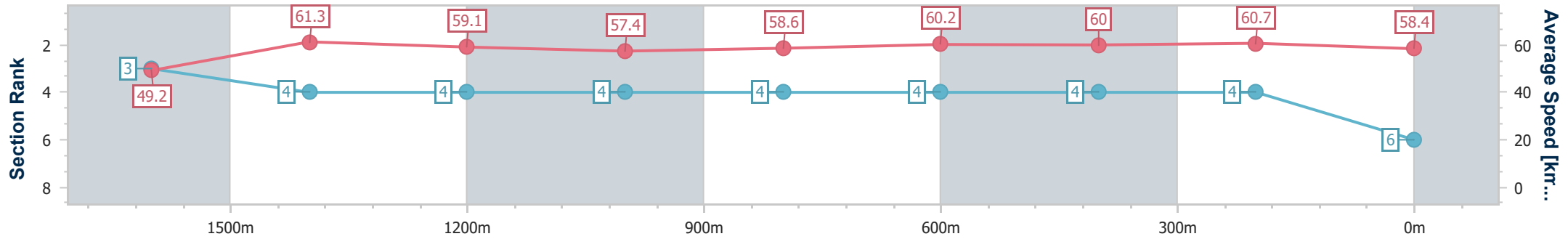
Mackay QLD Professional
Race 1: Sky Racing BM60 Handicap - 1800m



17 September 2024 - 13:20

Track Rating: Good 4, Weather: Overcast, Rail Position: +3m Entire

| Section | Overall | 1600m | 1400m | 1200m | 1000m | 800m | 600m | 400m | 200m |
|------------------------|--------------------------|--------------------------|--------------------------|--------------------------|--------------------------|--------------------------|--------------------------|--------------------------|--------------------------|
| Section Times | 1:52.20 [6] (0:14.68) | 1:37.52 [3] (0:11.89) | 1:25.63 [4] (0:12.32) | 1:13.31 [4] (0:12.57) | 1:00.74 [4] (0:12.38) | 0:48.36 [4] (0:12.05) | 0:36.31 [4] (0:12.10) | 0:24.21 [4] (0:11.88) | 0:12.33 [4] (0:12.33) |
| Average Speed [km/h] | 49.2 | 61.3 | 59.1 | 57.4 | 58.6 | 60.2 | 60.0 | 60.7 | 58.4 |
| Top Speed [km/h] | 63.4 | 62.2 | 61.7 | 59.1 | 60.1 | 60.9 | 61.2 | 61.3 | 60.9 |
| Avg. Dist. to Rail [m] | 5.1 | 1.6 | 2.3 | 1.5 | 1.4 | 2.3 | 1.1 | 3.1 | 3.3 |
| Avg. Stride Freq. [Hz] | 2.2 | 2.3 | 2.3 | 2.2 | 2.2 | 2.3 | 2.3 | 2.3 | 2.3 |
| Avg. Stride Length [m] | 6.1 | 7.4 | 7.3 | 7.2 | 7.3 | 7.4 | 7.3 | 7.2 | 7.1 |



- [] Ranking at each section and finish
- .-.- No data available at this section
- NA No data available



| | |
|--------------------------------|----------------|
| Horse/Jockey Name | Motamayiz |
| Final Rank | 7 |
| Fastest Section Time (Section) | 0:11.88 (400m) |
| Top Speed [km/h] (Section) | 63.3 (Overall) |
| Race State | Finished |



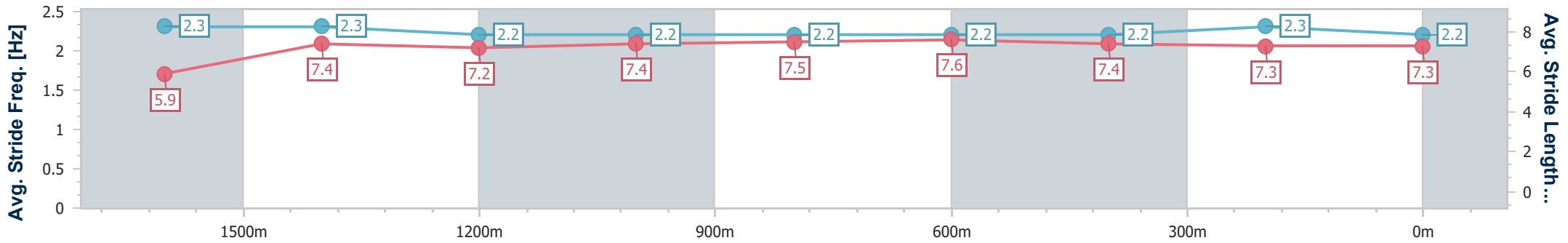
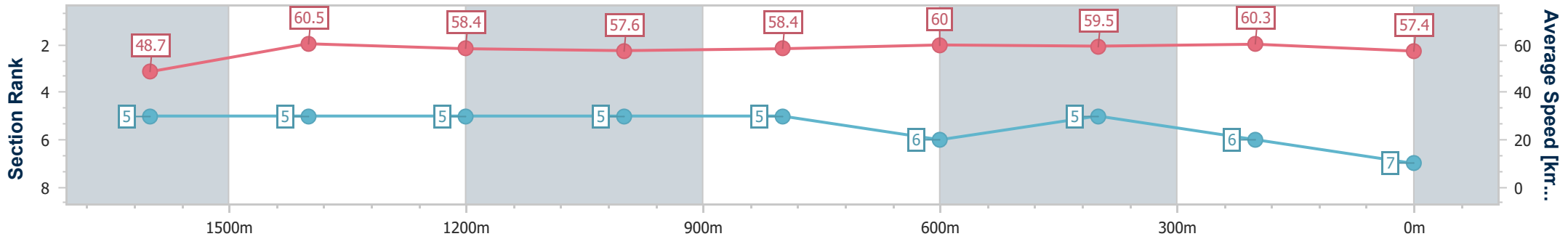
Mackay QLD Professional
Race 1: Sky Racing BM60 Handicap - 1800m



17 September 2024 - 13:20

Track Rating: Good 4, Weather: Overcast, Rail Position: +3m Entire

| Section | Overall | 1600m | 1400m | 1200m | 1000m | 800m | 600m | 400m | 200m |
|------------------------|--------------------------|--------------------------|--------------------------|--------------------------|--------------------------|--------------------------|--------------------------|--------------------------|--------------------------|
| Section Times | 1:52.50 [7] (0:14.80) | 1:37.70 [5] (0:11.95) | 1:25.75 [5] (0:12.37) | 1:13.38 [5] (0:12.53) | 1:00.85 [5] (0:12.38) | 0:48.47 [5] (0:12.02) | 0:36.45 [6] (0:12.04) | 0:24.41 [5] (0:11.88) | 0:12.53 [6] (0:12.53) |
| Average Speed [km/h] | 48.7 | 60.5 | 58.4 | 57.6 | 58.4 | 60.0 | 59.5 | 60.3 | 57.4 |
| Top Speed [km/h] | 63.3 | 61.2 | 60.0 | 59.0 | 60.0 | 60.6 | 60.5 | 61.4 | 60.4 |
| Avg. Dist. to Rail [m] | 6.1 | 0.9 | 1.2 | 1.1 | 0.8 | 0.6 | 0.6 | 1.3 | 1.9 |
| Avg. Stride Freq. [Hz] | 2.3 | 2.3 | 2.2 | 2.2 | 2.2 | 2.2 | 2.2 | 2.3 | 2.2 |
| Avg. Stride Length [m] | 5.9 | 7.4 | 7.2 | 7.4 | 7.5 | 7.6 | 7.4 | 7.3 | 7.3 |



- [] Ranking at each section and finish
- .-.- No data available at this section
- NA No data available



| | |
|--------------------------------|-----------------|
| Horse/Jockey Name | Patti Waggin |
| Final Rank | 8 |
| Fastest Section Time (Section) | 0:11.78 (1600m) |
| Top Speed [km/h] (Section) | 63.0 (Overall) |
| Race State | Finished |



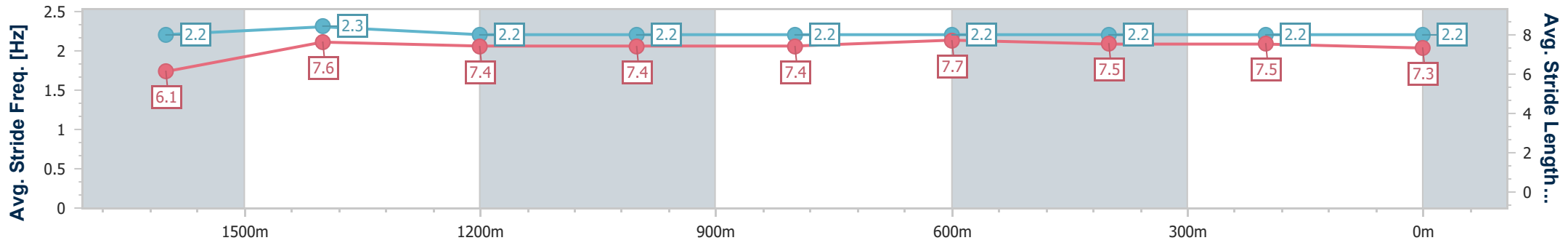
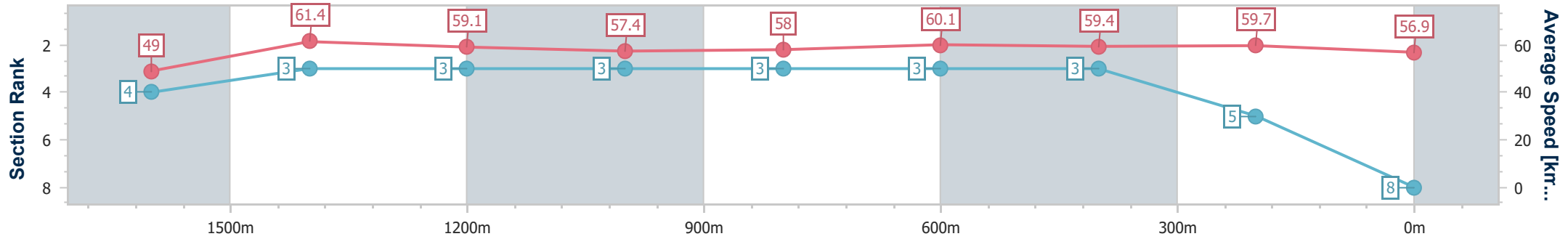
Mackay QLD Professional
Race 1: Sky Racing BM60 Handicap - 1800m



17 September 2024 - 13:20

Track Rating: Good 4, Weather: Overcast, Rail Position: +3m Entire

| Section | Overall | 1600m | 1400m | 1200m | 1000m | 800m | 600m | 400m | 200m |
|------------------------|--------------------------|--------------------------|--------------------------|--------------------------|--------------------------|--------------------------|--------------------------|--------------------------|--------------------------|
| Section Times | 1:52.61 [8] (0:14.72) | 1:37.89 [4] (0:11.78) | 1:26.11 [3] (0:12.26) | 1:13.85 [3] (0:12.61) | 1:01.24 [3] (0:12.39) | 0:48.85 [3] (0:11.99) | 0:36.86 [3] (0:12.12) | 0:24.74 [3] (0:12.08) | 0:12.66 [5] (0:12.66) |
| Average Speed [km/h] | 49.0 | 61.4 | 59.1 | 57.4 | 58.0 | 60.1 | 59.4 | 59.7 | 56.9 |
| Top Speed [km/h] | 63.0 | 62.1 | 60.8 | 58.7 | 59.6 | 60.9 | 60.1 | 59.8 | 59.6 |
| Avg. Dist. to Rail [m] | 1.6 | 1.0 | 1.5 | 0.8 | 0.7 | 0.3 | 0.4 | 1.2 | 0.9 |
| Avg. Stride Freq. [Hz] | 2.2 | 2.3 | 2.2 | 2.2 | 2.2 | 2.2 | 2.2 | 2.2 | 2.2 |
| Avg. Stride Length [m] | 6.1 | 7.6 | 7.4 | 7.4 | 7.4 | 7.7 | 7.5 | 7.5 | 7.3 |



- [] Ranking at each section and finish
- .-.- No data available at this section
- NA No data available