



Doomben QLD Professional

Race 1: PINK RIBBON RACEWEEK Maiden Plate - 2070m

18 September 2024 - 13:44



BRISBANE
RACING CLUB

Track Rating: Good 4, Weather: Fine, Rail Position: +11m Entire

Section		Overall	1800m	1600m	1400m	1200m	1000m	800m	Last 600m				
Field Times		2:07.45 (0:17.54)	1:49.91 (0:11.08)	1:38.83 (0:12.10)	1:26.73 (0:12.35)	1:14.38 (0:12.37)	1:02.01 (0:12.67)	0:49.34 (0:12.11)	0:37.23				
Rank	TAB Horse/Jockey	Barrier	Top Speed [km/h]	Fastest Section									Distance Travelled [m]
1	2 CASANOVA MAN Dale Smith	6	65.3	0:11.22	2:07.45 [1] (0:18.93)	1:48.52 [8] (0:11.22)	1:37.30 [8] (0:11.69)	1:25.61 [7] (0:12.43)	1:13.18 [7] (0:12.52)	1:00.66 [7] (0:12.79)	0:47.87 [7] (0:12.15)	0:35.72	
2	4 ENTERPRISE PRIVATE Andrew Mallyon	5	65.4	0:11.31	2:07.58 [2] (0:18.56)	1:49.02 [6] (0:11.31)	1:37.71 [6] (0:11.77)	1:25.94 [5] (0:12.43)	1:13.51 [5] (0:12.53)	1:00.98 [5] (0:12.74)	0:48.24 [5] (0:12.19)	0:36.05	-1
3	5 FINE AND RARE James Orman	8	65.9	0:11.58	2:07.96 [3] (0:18.14)	1:49.82 [5] (0:11.58)	1:38.24 [5] (0:11.98)	1:26.26 [6] (0:12.44)	1:13.82 [6] (0:12.51)	1:01.31 [6] (0:12.77)	0:48.54 [6] (0:12.18)	0:36.36	+6
4	1 BENZINO Nikita Beriman	2	67.7	0:11.39	2:08.39 [4] (0:17.79)	1:50.60 [2] (0:11.39)	1:39.21 [3] (0:12.12)	1:27.09 [4] (0:12.63)	1:14.46 [4] (0:12.51)	1:01.95 [4] (0:12.76)	0:49.19 [4] (0:12.14)	0:37.05	+5
5	8 THE VOCALIST Martin Harley	1	69.7	0:11.00	2:09.27 [5] (0:17.85)	1:51.42 [3] (0:11.00)	1:40.42 [2] (0:12.11)	1:28.31 [2] (0:12.57)	1:15.74 [2] (0:12.55)	1:03.19 [2] (0:12.71)	0:50.48 [2] (0:12.22)	0:38.26	-6
6	3 DEIFIC Melea Castle	7	65.5	0:11.24	2:09.81 [6] (0:18.81)	1:51.00 [7] (0:11.24)	1:39.76 [7] (0:11.85)	1:27.91 [8] (0:12.56)	1:15.35 [8] (0:12.50)	1:02.85 [8] (0:12.88)	0:49.97 [8] (0:12.19)	0:37.78	+2
7	7 LADY MATILDA Georgina Cartwright	3	67.4	0:11.41	2:10.15 [7] (0:17.92)	1:52.23 [4] (0:11.41)	1:40.82 [4] (0:11.97)	1:28.85 [3] (0:12.52)	1:16.33 [3] (0:12.57)	1:03.76 [3] (0:12.70)	0:51.06 [3] (0:12.30)	0:38.76	+1
8	6 FOSSIL FUEL Jake Bayliss	4	69.5	0:11.08	2:10.87 [8] (0:17.54)	1:53.33 [1] (0:11.08)	1:42.25 [1] (0:12.10)	1:30.15 [1] (0:12.35)	1:17.80 [1] (0:12.37)	1:05.43 [1] (0:12.67)	0:52.76 [1] (0:12.11)	0:40.65	+5

[] Ranking at each section and finish
 -:-:- No data available at this section
 NA No data available

SCN Saddle cloth number
 DNF Did not finish
 DNT Did not track



Doomben QLD Professional

Race 1: PINK RIBBON RACEWEEK Maiden Plate - 2070m

18 September 2024 - 13:44



BRISBANE
RACING CLUB

Track Rating: Good 4, Weather: Fine, Rail Position: +11m Entire

Section				600m	400m	200m			Last 600m	
Field Times				0:37.23 (0:12.40)	0:24.83 (0:12.72)	0:12.11 (0:12.11)			0:37.23	
Rank	TAB Horse/Jockey	Barrier	Top Speed [km/h]	Fastest Section	Margin			Distance Travelled [m]		
1	2 CASANOVA MAN Dale Smith	6	65.3 Overall	0:11.22 1800m	0:35.72 [7] (0:12.15)	0:23.57 [7] (0:11.46)	0:12.11 [1] (0:12.11)	2:07.45	0:35.72	
2	4 ENTERPRISE PRIVATE Andrew Mallyon	5	65.4 Overall	0:11.31 1800m	0:36.05 [5] (0:12.12)	0:23.93 [4] (0:11.83)	0:12.10 [3] (0:12.10)	0.75L	0:36.05	-1
3	5 FINE AND RARE James Orman	8	65.9 Overall	0:11.58 1800m	0:36.36 [6] (0:12.19)	0:24.17 [6] (0:11.61)	0:12.56 [2] (0:12.56)	2.98L	0:36.36	+6
4	1 BENZINO Nikita Beriman	2	67.7 Overall	0:11.39 1800m	0:37.05 [3] (0:12.11)	0:24.94 [3] (0:12.11)	0:12.83 [4] (0:12.83)	5.48L	0:37.05	+5
5	8 THE VOCALIST Martin Harley	1	69.7 Overall	0:11.00 1800m	0:38.26 [2] (0:12.18)	0:26.08 [2] (0:12.41)	0:13.67 [5] (0:13.67)	10.67L	0:38.26	-6
6	3 DEIFIC Melea Castle	7	65.5 Overall	0:11.24 1800m	0:37.78 [8] (0:12.22)	0:25.56 [8] (0:12.44)	0:13.12 [8] (0:13.12)	13.84L	0:37.78	+2
7	7 LADY MATILDA Georgina Cartwright	3	67.4 Overall	0:11.41 1800m	0:38.76 [4] (0:12.32)	0:26.44 [5] (0:12.57)	0:13.87 [7] (0:13.87)	15.84L	0:38.76	+1
8	6 FOSSIL FUEL Jake Bayliss	4	69.5 Overall	0:11.08 1800m	0:40.65 [1] (0:12.40)	0:28.25 [1] (0:13.27)	0:14.98 [6] (0:14.98)	20.1L	0:40.65	+5

[] Ranking at each section and finish
 -:-:-:- No data available at this section
 NA No data available

SCN Saddle cloth number
 DNF Did not finish
 DNT Did not track



Horse/Jockey Name	Casanova Man
Final Rank	1
Fastest Section Time (Section)	0:11.22 (1800m)
Top Speed [km/h] (Section)	65.3 (Overall)
Race State	Finished



Doomben QLD Professional

Race 1: PINK RIBBON RACEWEEK Maiden Plate - 2070m

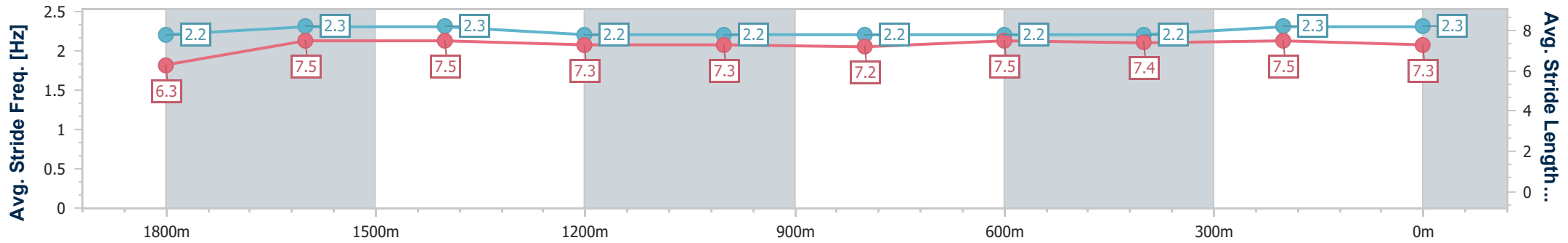
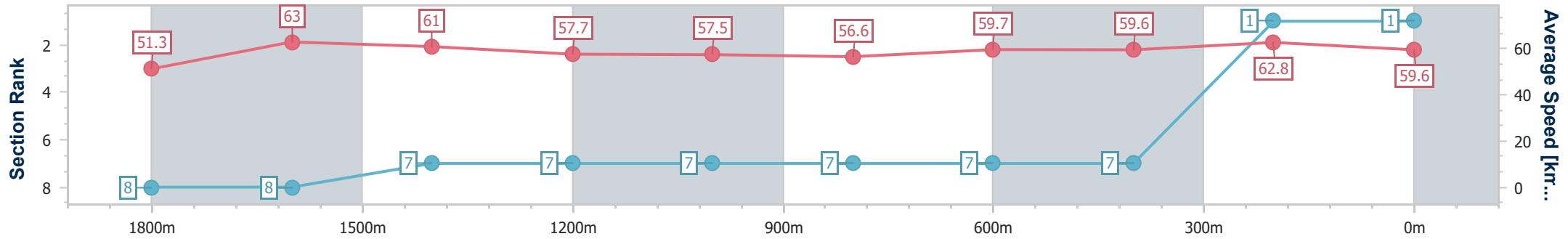
18 September 2024 - 13:44

Track Rating: Good 4, Weather: Fine, Rail Position: +11m Entire



BRISBANE RACING CLUB

Section	Overall	1800m	1600m	1400m	1200m	1000m	800m	600m	400m	200m
Section Times	2:07.45 [1] (0:18.93)	1:48.52 [8] (0:11.22)	1:37.30 [8] (0:11.69)	1:25.61 [7] (0:12.43)	1:13.18 [7] (0:12.52)	1:00.66 [7] (0:12.79)	0:47.87 [7] (0:12.15)	0:35.72 [7] (0:12.15)	0:23.57 [7] (0:11.46)	0:12.11 [1] (0:12.11)
Average Speed [km/h]	51.3	63.0	61.0	57.7	57.5	56.6	59.7	59.6	62.8	59.6
Top Speed [km/h]	65.3	65.2	62.9	58.8	58.3	59.4	61.7	61.3	63.7	62.8
Avg. Dist. to Rail [m]	2.7	3.3	2.3	0.9	1.9	1.6	1.7	1.2	0.8	0.5
Avg. Stride Freq. [Hz]	2.2	2.3	2.3	2.2	2.2	2.2	2.2	2.2	2.3	2.3
Avg. Stride Length [m]	6.3	7.5	7.5	7.3	7.3	7.2	7.5	7.4	7.5	7.3



- [] Ranking at each section and finish
- .-.- No data available at this section
- NA No data available



Horse/Jockey Name	Enterprise Private
Final Rank	2
Fastest Section Time (Section)	0:11.31 (1800m)
Top Speed [km/h] (Section)	65.4 (Overall)
Race State	Finished



Doomben QLD Professional

Race 1: PINK RIBBON RACEWEEK Maiden Plate - 2070m

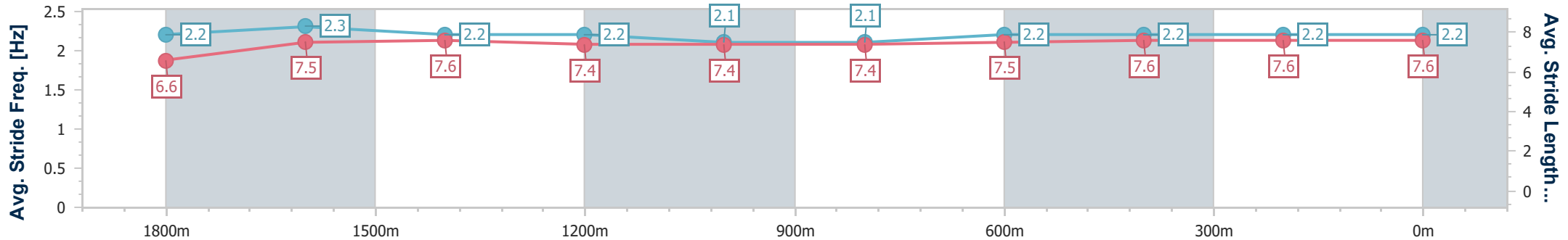
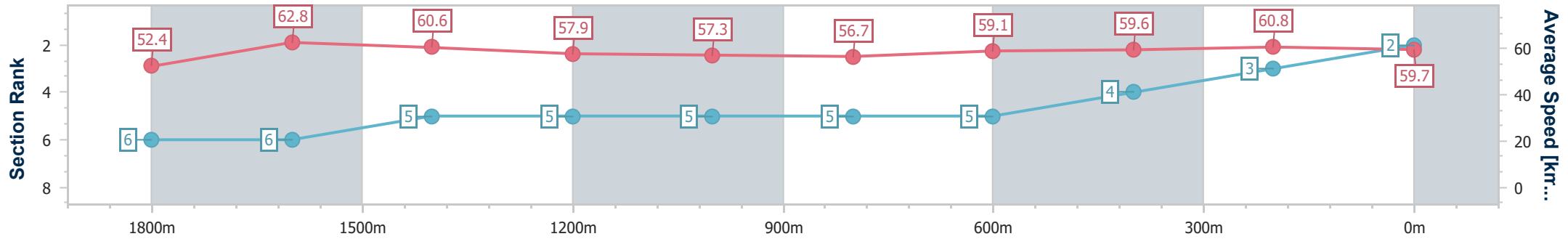
18 September 2024 - 13:44

Track Rating: Good 4, Weather: Fine, Rail Position: +11m Entire



BRISBANE RACING CLUB

Section	Overall	1800m	1600m	1400m	1200m	1000m	800m	600m	400m	200m
Section Times	2:07.58 [2] (0:18.56)	1:49.02 [6] (0:11.31)	1:37.71 [6] (0:11.77)	1:25.94 [5] (0:12.43)	1:13.51 [5] (0:12.53)	1:00.98 [5] (0:12.74)	0:48.24 [5] (0:12.19)	0:36.05 [5] (0:12.12)	0:23.93 [4] (0:11.83)	0:12.10 [3] (0:12.10)
Average Speed [km/h]	52.4	62.8	60.6	57.9	57.3	56.7	59.1	59.6	60.8	59.7
Top Speed [km/h]	65.4	65.4	62.5	58.8	57.9	58.7	60.8	61.0	62.2	60.9
Avg. Dist. to Rail [m]	3.4	2.2	1.5	0.4	0.5	0.7	0.2	0.4	1.3	3.6
Avg. Stride Freq. [Hz]	2.2	2.3	2.2	2.2	2.1	2.1	2.2	2.2	2.2	2.2
Avg. Stride Length [m]	6.6	7.5	7.6	7.4	7.4	7.4	7.5	7.6	7.6	7.6



- [] Ranking at each section and finish
- .-.- No data available at this section
- NA No data available



Horse/Jockey Name	Fine And Rare
Final Rank	3
Fastest Section Time (Section)	0:11.58 (1800m)
Top Speed [km/h] (Section)	65.9 (Overall)
Race State	Finished



Doomben QLD Professional

Race 1: PINK RIBBON RACEWEEK Maiden Plate - 2070m

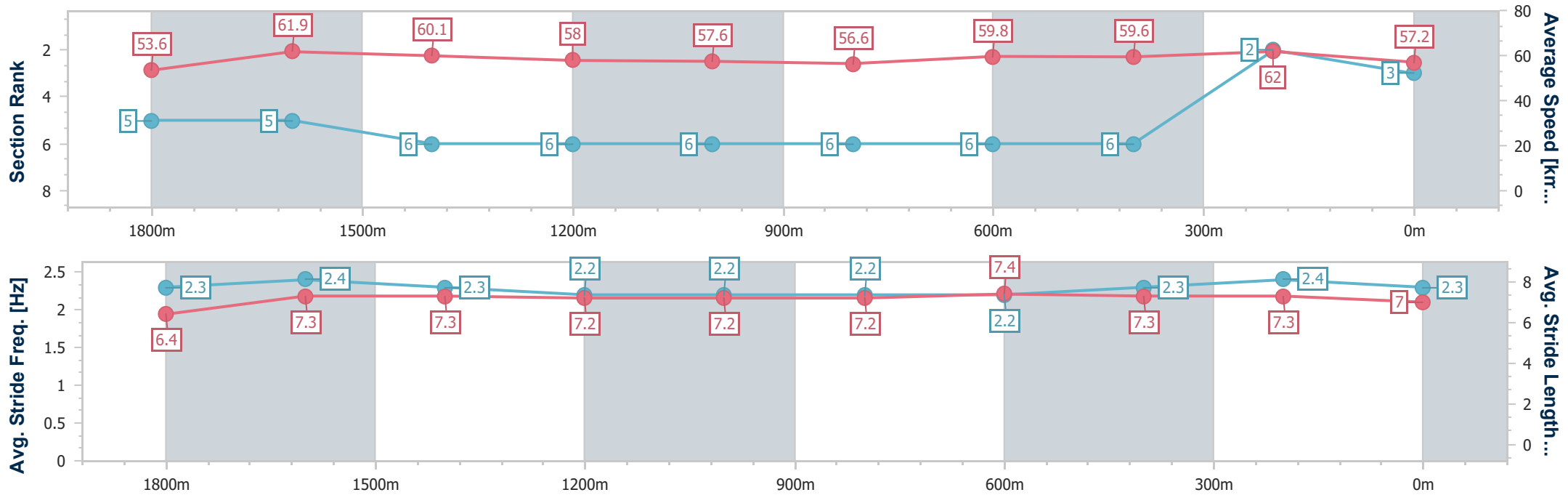
18 September 2024 - 13:44

Track Rating: Good 4, Weather: Fine, Rail Position: +11m Entire



BRISBANE RACING CLUB

Section	Overall	1800m	1600m	1400m	1200m	1000m	800m	600m	400m	200m
Section Times	2:07.96 [3] (0:18.14)	1:49.82 [5] (0:11.58)	1:38.24 [5] (0:11.98)	1:26.26 [6] (0:12.44)	1:13.82 [6] (0:12.51)	1:01.31 [6] (0:12.77)	0:48.54 [6] (0:12.18)	0:36.36 [6] (0:12.19)	0:24.17 [6] (0:11.61)	0:12.56 [2] (0:12.56)
Average Speed [km/h]	53.6	61.9	60.1	58.0	57.6	56.6	59.8	59.6	62.0	57.2
Top Speed [km/h]	65.9	63.4	63.4	58.9	58.8	59.3	60.9	60.8	63.8	61.8
Avg. Dist. to Rail [m]	4.5	0.6	0.3	0.5	1.8	2.0	2.0	1.4	0.7	0.6
Avg. Stride Freq. [Hz]	2.3	2.4	2.3	2.2	2.2	2.2	2.2	2.3	2.4	2.3
Avg. Stride Length [m]	6.4	7.3	7.3	7.2	7.2	7.2	7.4	7.3	7.3	7.0



- [] Ranking at each section and finish
- .-.- No data available at this section
- NA No data available



Horse/Jockey Name	Benzino
Final Rank	4
Fastest Section Time (Section)	0:11.39 (1800m)
Top Speed [km/h] (Section)	67.7 (Overall)
Race State	Finished



Doomben QLD Professional

Race 1: PINK RIBBON RACEWEEK Maiden Plate - 2070m

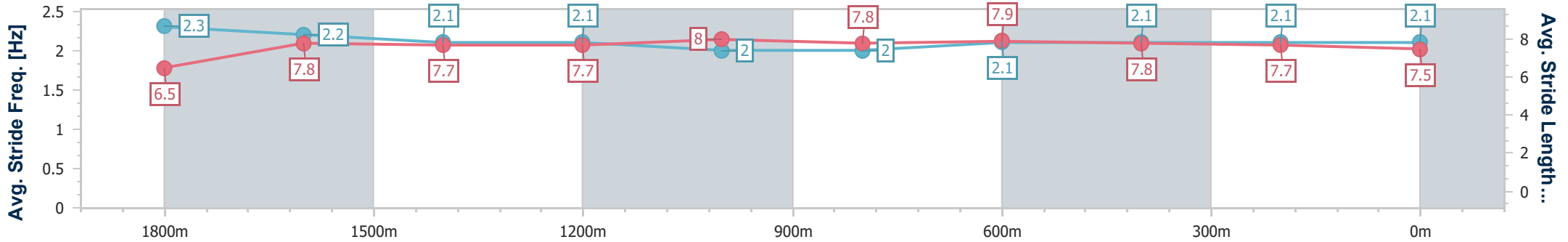
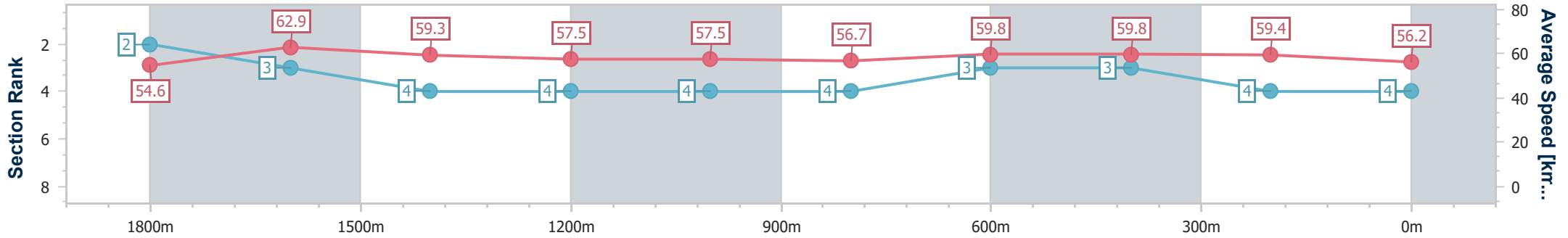
18 September 2024 - 13:44

Track Rating: Good 4, Weather: Fine, Rail Position: +11m Entire



BRISBANE RACING CLUB

Section	Overall	1800m	1600m	1400m	1200m	1000m	800m	600m	400m	200m
Section Times	2:08.39 [4] (0:17.79)	1:50.60 [2] (0:11.39)	1:39.21 [3] (0:12.12)	1:27.09 [4] (0:12.63)	1:14.46 [4] (0:12.51)	1:01.95 [4] (0:12.76)	0:49.19 [4] (0:12.14)	0:37.05 [3] (0:12.11)	0:24.94 [3] (0:12.11)	0:12.83 [4] (0:12.83)
Average Speed [km/h]	54.6	62.9	59.3	57.5	57.5	56.7	59.8	59.8	59.4	56.2
Top Speed [km/h]	67.7	66.6	61.1	58.4	58.0	58.5	61.3	61.1	60.0	59.2
Avg. Dist. to Rail [m]	1.1	1.1	0.5	1.1	1.4	1.5	1.3	1.2	0.5	1.0
Avg. Stride Freq. [Hz]	2.3	2.2	2.1	2.1	2.0	2.0	2.1	2.1	2.1	2.1
Avg. Stride Length [m]	6.5	7.8	7.7	7.7	8.0	7.8	7.9	7.8	7.7	7.5



- [] Ranking at each section and finish
- .-.- No data available at this section
- NA No data available



Horse/Jockey Name	The Vocalist
Final Rank	5
Fastest Section Time (Section)	0:11.00 (1800m)
Top Speed [km/h] (Section)	69.7 (Overall)
Race State	Finished



Doomben QLD Professional

Race 1: PINK RIBBON RACEWEEK Maiden Plate - 2070m

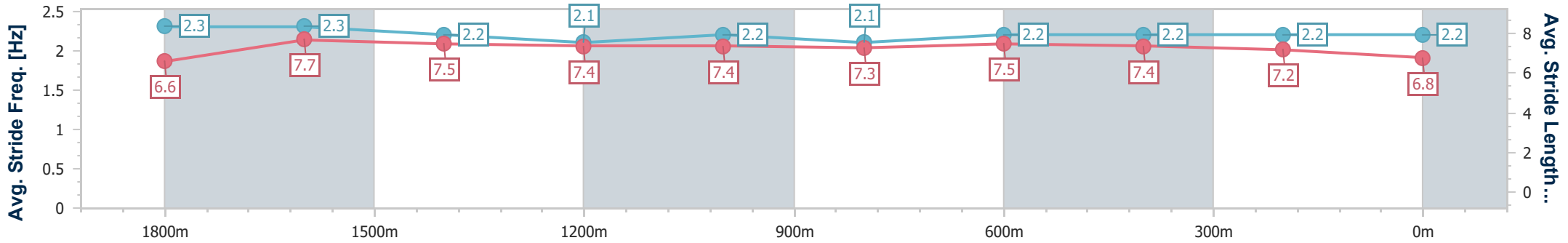
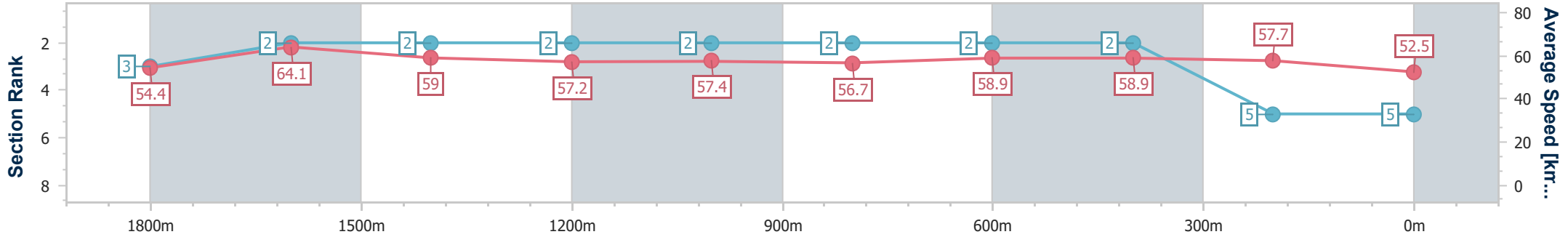
18 September 2024 - 13:44

Track Rating: Good 4, Weather: Fine, Rail Position: +11m Entire



BRISBANE RACING CLUB

Section	Overall	1800m	1600m	1400m	1200m	1000m	800m	600m	400m	200m
Section Times	2:09.27 [5] (0:17.85)	1:51.42 [3] (0:11.00)	1:40.42 [2] (0:12.11)	1:28.31 [2] (0:12.57)	1:15.74 [2] (0:12.55)	1:03.19 [2] (0:12.71)	0:50.48 [2] (0:12.22)	0:38.26 [2] (0:12.18)	0:26.08 [2] (0:12.41)	0:13.67 [5] (0:13.67)
Average Speed [km/h]	54.4	64.1	59.0	57.2	57.4	56.7	58.9	58.9	57.7	52.5
Top Speed [km/h]	69.7	68.3	60.7	58.1	57.9	57.4	60.4	60.2	59.0	57.0
Avg. Dist. to Rail [m]	2.4	3.1	1.9	0.4	0.3	0.6	0.2	0.6	1.5	1.5
Avg. Stride Freq. [Hz]	2.3	2.3	2.2	2.1	2.2	2.1	2.2	2.2	2.2	2.2
Avg. Stride Length [m]	6.6	7.7	7.5	7.4	7.4	7.3	7.5	7.4	7.2	6.8



- [] Ranking at each section and finish
- .-.- No data available at this section
- NA No data available



Horse/Jockey Name	Deific
Final Rank	6
Fastest Section Time (Section)	0:11.24 (1800m)
Top Speed [km/h] (Section)	65.5 (Overall)
Race State	Finished



Doomben QLD Professional

Race 1: PINK RIBBON RACEWEEK Maiden Plate - 2070m

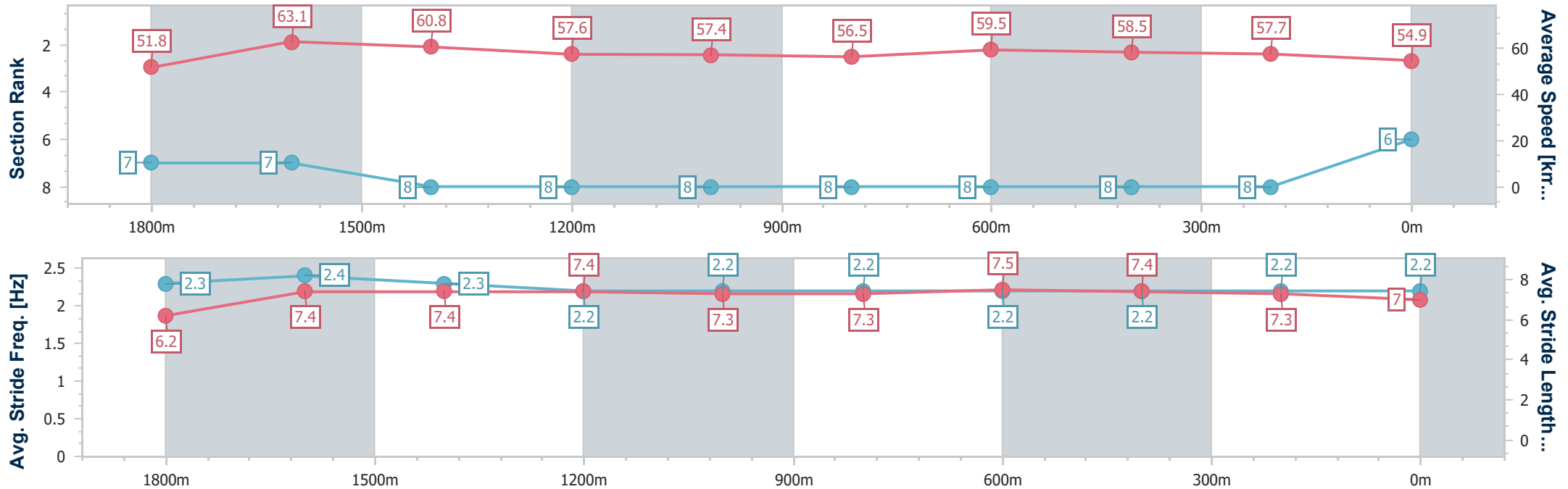
18 September 2024 - 13:44

Track Rating: Good 4, Weather: Fine, Rail Position: +11m Entire



BRISBANE RACING CLUB

Section	Overall	1800m	1600m	1400m	1200m	1000m	800m	600m	400m	200m
Section Times	2:09.81 [6] (0:18.81)	1:51.00 [7] (0:11.24)	1:39.76 [7] (0:11.85)	1:27.91 [8] (0:12.56)	1:15.35 [8] (0:12.50)	1:02.85 [8] (0:12.88)	0:49.97 [8] (0:12.19)	0:37.78 [8] (0:12.22)	0:25.56 [8] (0:12.44)	0:13.12 [8] (0:13.12)
Average Speed [km/h]	51.8	63.1	60.8	57.6	57.4	56.5	59.5	58.5	57.7	54.9
Top Speed [km/h]	65.5	65.2	63.2	58.4	58.6	59.1	60.2	60.5	58.7	57.2
Avg. Dist. to Rail [m]	3.5	1.7	0.3	1.1	2.1	2.2	1.7	1.2	1.5	0.4
Avg. Stride Freq. [Hz]	2.3	2.4	2.3	2.2	2.2	2.2	2.2	2.2	2.2	2.2
Avg. Stride Length [m]	6.2	7.4	7.4	7.4	7.3	7.3	7.5	7.4	7.3	7.0



- [] Ranking at each section and finish
- .-.- No data available at this section
- NA No data available



Horse/Jockey Name	Lady Matilda
Final Rank	7
Fastest Section Time (Section)	0:11.41 (1800m)
Top Speed [km/h] (Section)	67.4 (Overall)
Race State	Finished



Doomben QLD Professional

Race 1: PINK RIBBON RACEWEEK Maiden Plate - 2070m

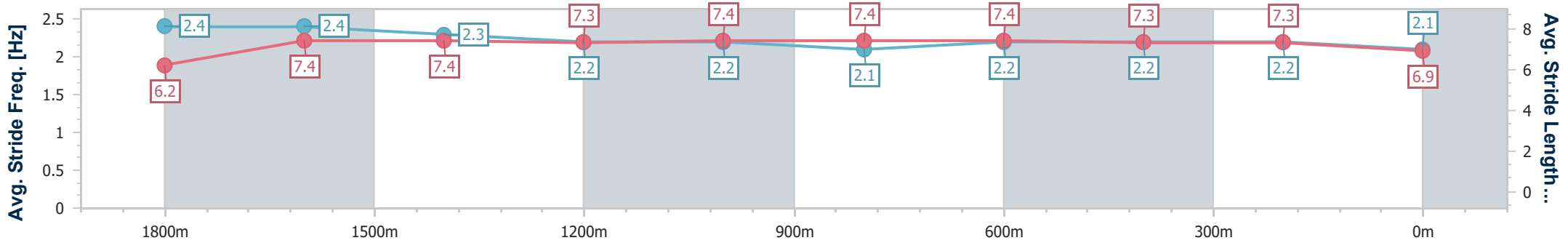
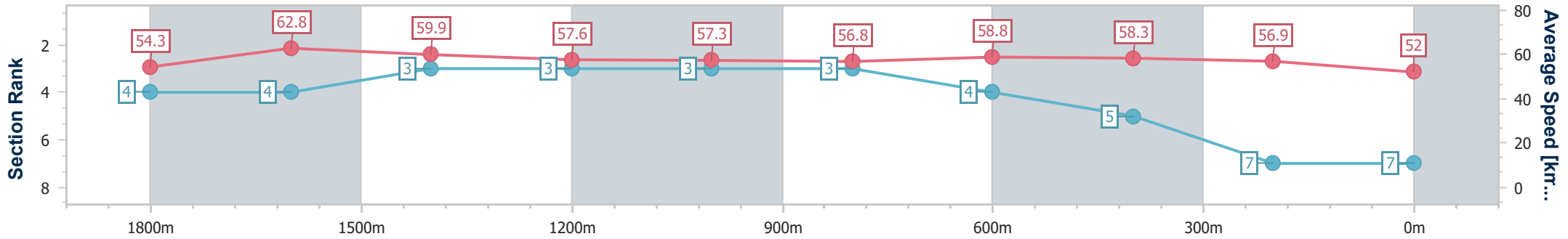
18 September 2024 - 13:44

Track Rating: Good 4, Weather: Fine, Rail Position: +11m Entire



BRISBANE RACING CLUB

Section	Overall	1800m	1600m	1400m	1200m	1000m	800m	600m	400m	200m
Section Times	2:10.15 [7] (0:17.92)	1:52.23 [4] (0:11.41)	1:40.82 [4] (0:11.97)	1:28.85 [3] (0:12.52)	1:16.33 [3] (0:12.57)	1:03.76 [3] (0:12.70)	0:51.06 [3] (0:12.30)	0:38.76 [4] (0:12.32)	0:26.44 [5] (0:12.57)	0:13.87 [7] (0:13.87)
Average Speed [km/h]	54.3	62.8	59.9	57.6	57.3	56.8	58.8	58.3	56.9	52.0
Top Speed [km/h]	67.4	65.2	62.3	59.2	57.8	58.0	60.0	59.9	58.4	54.5
Avg. Dist. to Rail [m]	1.8	1.2	1.0	0.5	0.5	0.5	0.7	0.6	1.6	2.9
Avg. Stride Freq. [Hz]	2.4	2.4	2.3	2.2	2.2	2.1	2.2	2.2	2.2	2.1
Avg. Stride Length [m]	6.2	7.4	7.4	7.3	7.4	7.4	7.4	7.3	7.3	6.9



- [] Ranking at each section and finish
- .-.- No data available at this section
- NA No data available



Horse/Jockey Name	Fossil Fuel
Final Rank	8
Fastest Section Time (Section)	0:11.08 (1800m)
Top Speed [km/h] (Section)	69.5 (Overall)
Race State	Finished



Doomben QLD Professional

Race 1: PINK RIBBON RACEWEEK Maiden Plate - 2070m

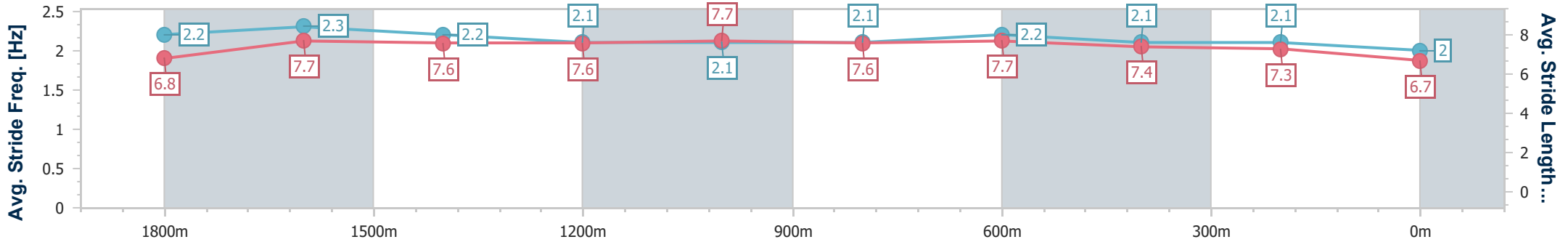
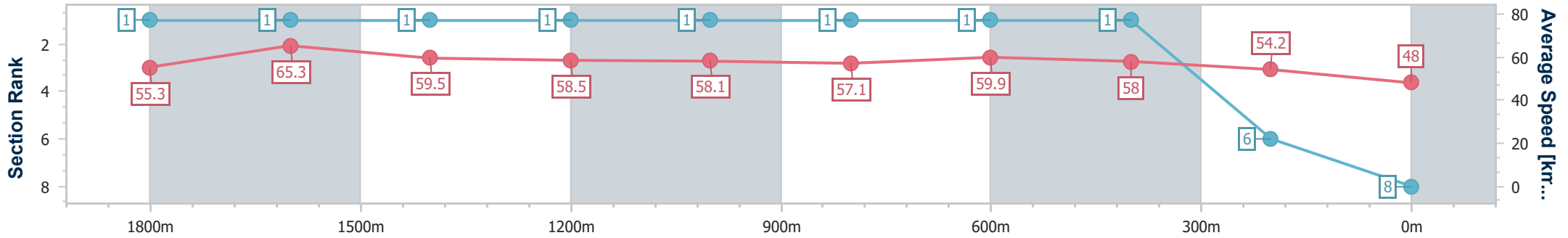
18 September 2024 - 13:44

Track Rating: Good 4, Weather: Fine, Rail Position: +11m Entire



BRISBANE RACING CLUB

Section	Overall	1800m	1600m	1400m	1200m	1000m	800m	600m	400m	200m
Section Times	2:10.87 [8] (0:17.54)	1:53.33 [1] (0:11.08)	1:42.25 [1] (0:12.10)	1:30.15 [1] (0:12.35)	1:17.80 [1] (0:12.37)	1:05.43 [1] (0:12.67)	0:52.76 [1] (0:12.11)	0:40.65 [1] (0:12.40)	0:28.25 [1] (0:13.27)	0:14.98 [6] (0:14.98)
Average Speed [km/h]	55.3	65.3	59.5	58.5	58.1	57.1	59.9	58.0	54.2	48.0
Top Speed [km/h]	69.5	68.0	60.9	58.7	58.1	58.0	60.4	59.6	55.3	52.3
Avg. Dist. to Rail [m]	2.5	0.7	0.3	0.4	1.9	2.4	1.4	0.7	0.7	0.5
Avg. Stride Freq. [Hz]	2.2	2.3	2.2	2.1	2.1	2.1	2.2	2.1	2.1	2.0
Avg. Stride Length [m]	6.8	7.7	7.6	7.6	7.7	7.6	7.7	7.4	7.3	6.7



- [] Ranking at each section and finish
- .-.- No data available at this section
- NA No data available