



# Doomben QLD Professional

## Race 6: SKY RACING Fillies and Mares RATINGS BAND 0 - 62 Handicap - 1350m

18 September 2024 - 16:40



BRISBANE  
RACING CLUB

Track Rating: Good 4, Weather: Fine, Rail Position: +11m Entire

Section		Overall	1200m	1000m	800m	600m	400m	Last 600m				
Field Times		1:18.81 (0:10.87)	1:07.94 (0:10.30)	0:57.64 (0:10.83)	0:46.81 (0:11.28)	0:35.53 (0:11.45)	0:24.08 (0:11.71)	0:00.00				
Rank	TAB Horse/Jockey	Barrier	Top Speed [km/h]	Fastest Section	Distance Travelled [m]							
1	2 HATASU Andrew Mallyon	17	68.4 1200m	0:10.79 1000m	1:18.81 [1] (0:11.95)	1:06.86 [11] (0:10.84)	0:56.02 [11] (0:10.79)	0:45.23 [11] (0:10.93)	0:34.30 [11] (0:11.30)	0:23.00 [11] (0:11.16)	0:34.30	
2	1 AITUTAKI Michael Cahill	4	69.8 1200m	0:10.53 1200m	1:18.82 [2] (0:11.17)	1:07.65 [5] (0:10.53)	0:57.12 [5] (0:10.89)	0:46.23 [5] (0:11.12)	0:35.11 [5] (0:11.38)	0:23.73 [3] (0:11.35)	0:35.11	-1
3	7 GLEBE James Orman	7	68.4 1200m	0:10.66 1200m	1:19.06 [3] (0:11.34)	1:07.72 [7] (0:10.66)	0:57.06 [6] (0:10.94)	0:46.12 [6] (0:11.12)	0:35.00 [6] (0:11.30)	0:23.70 [6] (0:11.34)	0:35.00	+1
4	13 DUNTROON LASS Marnu Potgieter	8	70.8 1200m	0:10.30 1200m	1:19.21 [4] (0:10.87)	1:08.34 [1] (0:10.30)	0:58.04 [1] (0:10.87)	0:47.17 [2] (0:11.44)	0:35.73 [2] (0:11.53)	0:24.20 [2] (0:11.60)	0:35.73	+4
5	3 LEGER CHASE Nikita Beriman	13	67.7 1200m	0:10.80 1200m	1:19.22 [5] (0:11.29)	1:07.93 [6] (0:10.80)	0:57.13 [7] (0:10.86)	0:46.27 [7] (0:11.12)	0:35.15 [7] (0:11.34)	0:23.81 [7] (0:11.54)	0:35.15	+4
6	4 SILVER PEARL Georgina Cartwright	5	68.1 1200m	0:10.80 1200m	1:19.22 [6] (0:11.51)	1:07.71 [9] (0:10.80)	0:56.91 [8] (0:10.92)	0:45.99 [8] (0:11.02)	0:34.97 [8] (0:11.34)	0:23.63 [9] (0:11.43)	0:34.97	+1
7	5 JUKEBOX GLOW Tahlia Fenlon	9	Data was not able to be tracked for this horse		----	----	----	----	----	----	----	----
8	12 KELLY'S LANDING Samantha Collett	1	70.8 1200m	0:10.26 1200m	1:19.30 [8] (0:10.93)	1:08.37 [3] (0:10.26)	0:58.11 [3] (0:10.81)	0:47.30 [1] (0:11.28)	0:36.02 [1] (0:11.45)	0:24.57 [1] (0:11.78)	0:36.02	-2
9	6 ASHILLA Dale Smith	18	70.8 1200m	0:10.40 1200m	1:19.38 [9] (0:11.11)	1:08.27 [4] (0:10.40)	0:57.87 [4] (0:10.80)	0:47.07 [4] (0:11.36)	0:35.71 [4] (0:11.43)	0:24.28 [4] (0:11.69)	0:35.71	+4
10	8 AMNESIA Cejay Graham	10	67.9 1000m	0:10.91 1000m	1:19.42 [10] (0:11.47)	1:07.95 [8] (0:10.95)	0:57.00 [9] (0:10.91)	0:46.09 [9] (0:11.06)	0:35.03 [10] (0:11.39)	0:23.64 [10] (0:11.40)	0:35.03	+4

Scratched: In The Blink (#15), Echo Hunter (#10), Hello In There (#18), That's All Good (#17), Cluedo (#16), Divine Gem (#9)

[ ] Ranking at each section and finish  
 ---- No data available at this section  
 NA No data available  
 SCN Saddle cloth number  
 DNF Did not finish  
 DNT Did not track



**Doomben QLD Professional**  
**Race 6: SKY RACING Fillies and Mares RATINGS BAND 0 - 62 Handicap - 1350m**  
**18 September 2024 - 16:40**



BRISBANE  
RACING CLUB

Track Rating: Good 4, Weather: Fine, Rail Position: +11m Entire

Section		Overall	1200m	1000m	800m	600m	400m	Last 600m				
Field Times		1:18.81 (0:10.87)	1:07.94 (0:10.30)	0:57.64 (0:10.83)	0:46.81 (0:11.28)	0:35.53 (0:11.45)	0:24.08 (0:11.71)	0:00.00				
Rank	TAB Horse/Jockey	Barrier	Top Speed [km/h]	Fastest Section					Distance Travelled [m]			
11	14 RIVA D'AMOR Micheal Hellyer	11	68.7 1200m	0:10.78 1000m	1:20.54 [11] (0:11.73)	1:08.81 [10] (0:10.86)	0:57.95 [10] (0:10.78)	0:47.17 [10] (0:11.00)	0:36.17 [9] (0:11.11)	0:25.06 [8] (0:11.63)	0:36.17	+7
12	11 GERRYMANDER Casey Waddell	14	70.5 1200m	0:10.30 1200m	1:21.03 [12] (0:10.88)	1:10.15 [2] (0:10.30)	0:59.85 [2] (0:10.98)	0:48.87 [3] (0:11.40)	0:37.47 [3] (0:11.62)	0:25.85 [5] (0:12.06)	0:37.47	+8

Scratched: In The Blink (#15), Echo Hunter (#10), Hello In There (#18), That's All Good (#17), Cluedo (#16), Divine Gem (#9)

[ ] Ranking at each section and finish  
 -:-:-:- No data available at this section  
 NA No data available

SCN Saddle cloth number  
 DNF Did not finish  
 DNT Did not track



**Doomben QLD Professional**  
**Race 6: SKY RACING Fillies and Mares RATINGS BAND 0 - 62 Handicap - 1350m**  
**18 September 2024 - 16:40**



Track Rating: Good 4, Weather: Fine, Rail Position: +11m Entire

Section							200m			Last 600m
Field Times							0:12.37 (0:12.37)			0:00.00
Rank	TAB	Horse/Jockey	Barrier	Top Speed [km/h]	Fastest Section	Margin	Margin			Distance Travelled [m]
1	2	<b>HATASU</b> Andrew Mallyon	17	68.4 1200m	0:10.79 1000m	0:11.84 [7] (0:11.84)	1:18.81			0:34.30
2	1	<b>AITUTAKI</b> Michael Cahill	4	69.8 1200m	0:10.53 1200m	0:12.38 [1] (0:12.38)	0.08L			0:35.11 -1
3	7	<b>GLEBE</b> James Orman	7	68.4 1200m	0:10.66 1200m	0:12.36 [4] (0:12.36)	1.51L			0:35.00 +1
4	13	<b>DUNTROON LASS</b> Marnu Potgieter	8	70.8 1200m	0:10.30 1200m	0:12.60 [3] (0:12.60)	2.37L			0:35.73 +4
5	3	<b>LEGER CHASE</b> Nikita Beriman	13	67.7 1200m	0:10.80 1200m	0:12.27 [6] (0:12.27)	2.41L			0:35.15 +4
6	4	<b>SILVER PEARL</b> Georgina Cartwright	5	68.1 1200m	0:10.80 1200m	0:12.20 [8] (0:12.20)	2.43L			0:34.97 +1
7	5	<b>JUKEBOX GLOW</b> Tahlia Fenlon	9	Data was not able to be tracked for this horse		-:--:--	2.57L			-:--:-- ----
8	12	<b>KELLY'S LANDING</b> Samantha Collett	1	70.8 1200m	0:10.26 1200m	0:12.79 [2] (0:12.79)	2.93L			0:36.02 -2
9	6	<b>ASHILLA</b> Dale Smith	18	70.8 1200m	0:10.40 1200m	0:12.59 [5] (0:12.59)	3.36L			0:35.71 +4
10	8	<b>AMNESIA</b> Cejay Graham	10	67.9 1000m	0:10.91 1000m	0:12.24 [10] (0:12.24)	3.62L			0:35.03 +4

Scratched: In The Blink (#15), Echo Hunter (#10), Hello In There (#18), That's All Good (#17), Cluedo (#16), Divine Gem (#9)

[ ] Ranking at each section and finish  
 -:--:-- No data available at this section  
 NA No data available

SCN Saddle cloth number  
 DNF Did not finish  
 DNT Did not track



**Doomben QLD Professional**  
**Race 6: SKY RACING Fillies and Mares RATINGS BAND 0 - 62 Handicap -**  
**1350m**  
**18 September 2024 - 16:40**



Track Rating: Good 4, Weather: Fine, Rail Position: +11m Entire

Section				200m				Last 600m		
Field Times				0:12.37				0:00.00		
				(0:12.37)						
Rank	TAB	Horse/Jockey	Barrier	Top Speed [km/h]	Fastest Section	Margin			Distance Travelled [m]	
11	14	<b>RIVA D'AMOR</b>	11	68.7	0:10.78	0:13.43 [9]	10.2L		0:36.17	+7
		Micheal Hellyer		1200m	1000m	(0:13.43)				
12	11	<b>GERRYMANDER</b>	14	70.5	0:10.30	0:13.79 [11]	13.06L		0:37.47	+8
		Casey Waddell		1200m	1200m	(0:13.79)				

Scratched: In The Blink (#15), Echo Hunter (#10), Hello In There (#18), That's All Good (#17), Cluedo (#16), Divine Gem (#9)

[ ] Ranking at each section and finish  
 -:-:-:- No data available at this section  
 NA No data available

SCN Saddle cloth number  
 DNF Did not finish  
 DNT Did not track



Horse/Jockey Name	Hatasu
Final Rank	1
Fastest Section Time (Section)	0:10.79 (1000m)
Top Speed [km/h] (Section)	68.4 (1200m)
Race State	Finished

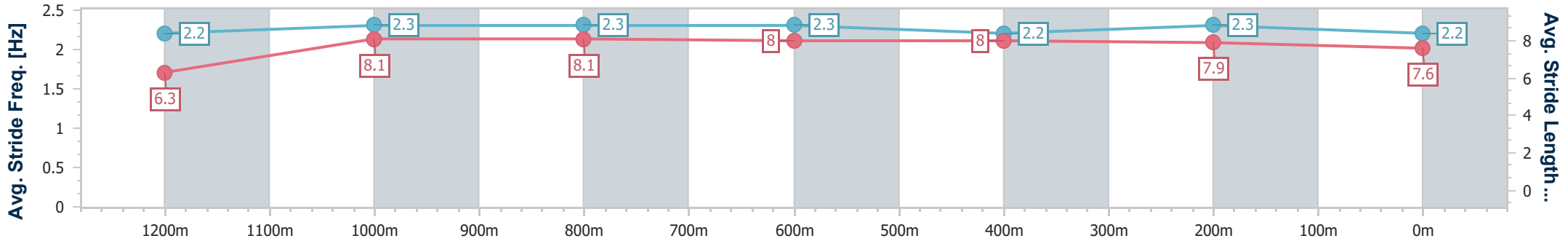
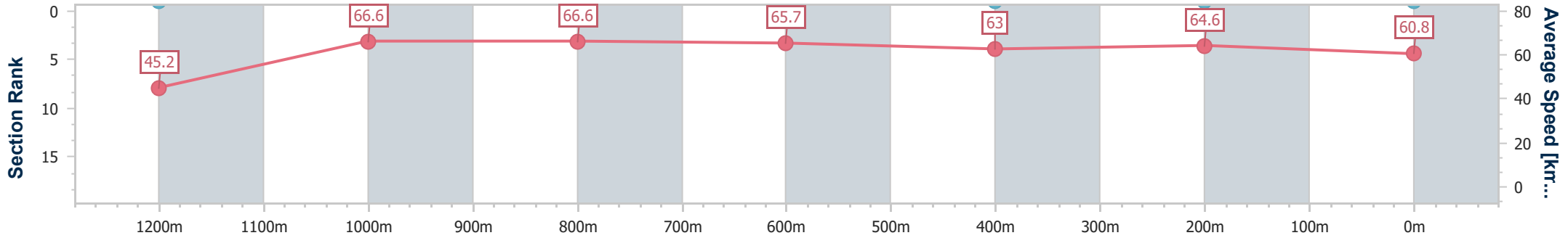


**Doomben QLD Professional**  
**Race 6: SKY RACING Fillies and Mares RATINGS BAND 0 - 62**  
**Handicap - 1350m**  
 18 September 2024 - 16:40  
 Track Rating: Good 4, Weather: Fine, Rail Position: +11m Entire



BRISBANE  
RACING CLUB

Section	Overall	1200m	1000m	800m	600m	400m	200m
Section Times	1:18.81 [1] (0:11.95)	1:06.86 [11] (0:10.84)	0:56.02 [11] (0:10.79)	0:45.23 [11] (0:10.93)	0:34.30 [11] (0:11.30)	0:23.00 [11] (0:11.16)	0:11.84 [7] (0:11.84)
Average Speed [km/h]	45.2	66.6	66.6	65.7	63.0	64.6	60.8
Top Speed [km/h]	64.7	68.4	68.3	66.1	65.4	65.5	64.3
Avg. Dist. to Rail [m]	4.9	0.4	0.3	1.2	1.4	1.1	0.5
Avg. Stride Freq. [Hz]	2.2	2.3	2.3	2.3	2.2	2.3	2.2
Avg. Stride Length [m]	6.3	8.1	8.1	8.0	8.0	7.9	7.6



- [ ] Ranking at each section and finish
- .-.- No data available at this section
- NA No data available



Horse/Jockey Name	Aitutaki
Final Rank	2
Fastest Section Time (Section)	0:10.53 (1200m)
Top Speed [km/h] (Section)	69.8 (1200m)
Race State	Finished

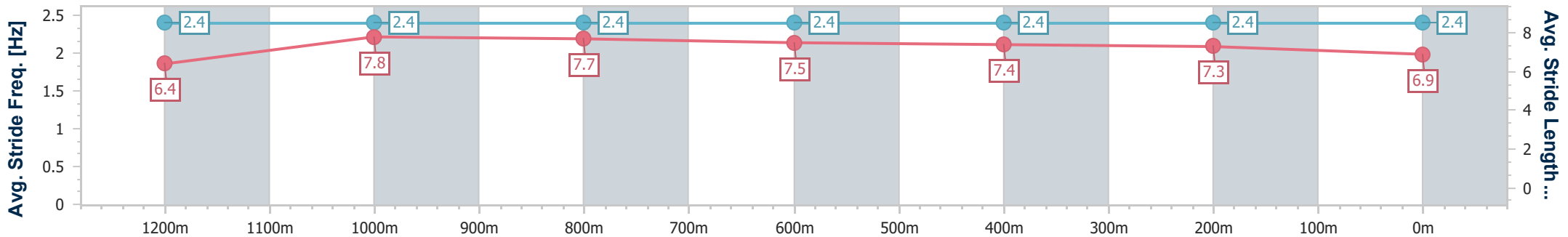
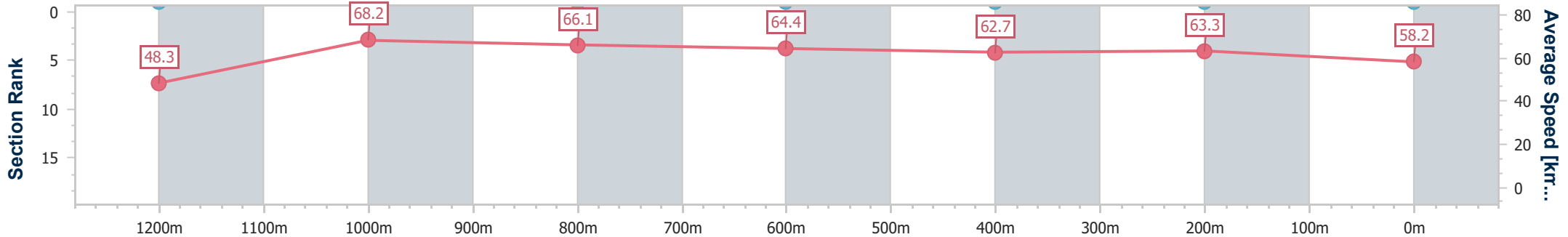


**Doomben QLD Professional**  
**Race 6: SKY RACING Fillies and Mares RATINGS BAND 0 - 62**  
**Handicap - 1350m**  
**18 September 2024 - 16:40**  
**Track Rating: Good 4, Weather: Fine, Rail Position: +11m Entire**



**BRISBANE**  
**RACING CLUB**

Section	Overall	1200m	1000m	800m	600m	400m	200m
Section Times	1:18.82 [2] (0:11.17)	1:07.65 [5] (0:10.53)	0:57.12 [5] (0:10.89)	0:46.23 [5] (0:11.12)	0:35.11 [5] (0:11.38)	0:23.73 [3] (0:11.35)	0:12.38 [1] (0:12.38)
Average Speed [km/h]	48.3	68.2	66.1	64.4	62.7	63.3	58.2
Top Speed [km/h]	68.0	69.8	67.3	65.7	63.6	64.6	62.0
Avg. Dist. to Rail [m]	1.5	0.6	0.5	1.4	1.3	1.2	0.6
Avg. Stride Freq. [Hz]	2.4	2.4	2.4	2.4	2.4	2.4	2.4
Avg. Stride Length [m]	6.4	7.8	7.7	7.5	7.4	7.3	6.9



- [ ] Ranking at each section and finish
- .-.- No data available at this section
- NA No data available



Horse/Jockey Name	Glebe
Final Rank	3
Fastest Section Time (Section)	0:10.66 (1200m)
Top Speed [km/h] (Section)	68.4 (1200m)
Race State	Finished

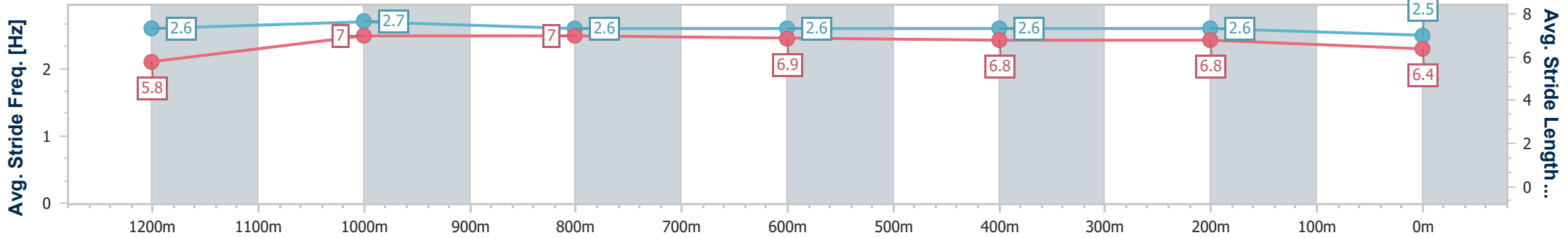
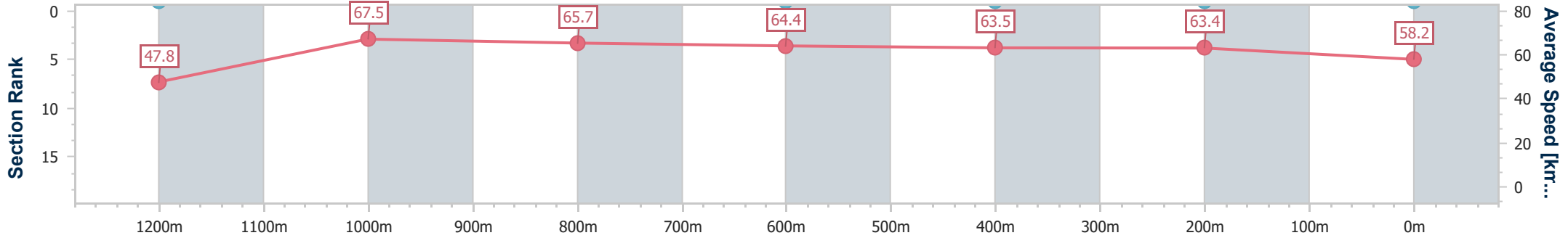


**Doomben QLD Professional**  
**Race 6: SKY RACING Fillies and Mares RATINGS BAND 0 - 62**  
**Handicap - 1350m**  
**18 September 2024 - 16:40**  
**Track Rating: Good 4, Weather: Fine, Rail Position: +11m Entire**



**BRISBANE**  
**RACING CLUB**

Section	Overall	1200m	1000m	800m	600m	400m	200m
Section Times	1:19.06 [3] (0:11.34)	1:07.72 [7] (0:10.66)	0:57.06 [6] (0:10.94)	0:46.12 [6] (0:11.12)	0:35.00 [6] (0:11.30)	0:23.70 [6] (0:11.34)	0:12.36 [4] (0:12.36)
Average Speed [km/h]	47.8	67.5	65.7	64.4	63.5	63.4	58.2
Top Speed [km/h]	64.6	68.4	67.5	65.3	65.2	64.9	61.7
Avg. Dist. to Rail [m]	1.6	1.0	1.0	0.7	0.8	1.1	1.6
Avg. Stride Freq. [Hz]	2.6	2.7	2.6	2.6	2.6	2.6	2.5
Avg. Stride Length [m]	5.8	7.0	7.0	6.9	6.8	6.8	6.4



- [ ] Ranking at each section and finish
- .-.- No data available at this section
- NA No data available



Horse/Jockey Name	Dunroon Lass
Final Rank	4
Fastest Section Time (Section)	0:10.30 (1200m)
Top Speed [km/h] (Section)	70.8 (1200m)
Race State	Finished



**Doomben QLD Professional**  
**Race 6: SKY RACING Fillies and Mares RATINGS BAND 0 - 62**  
**Handicap - 1350m**

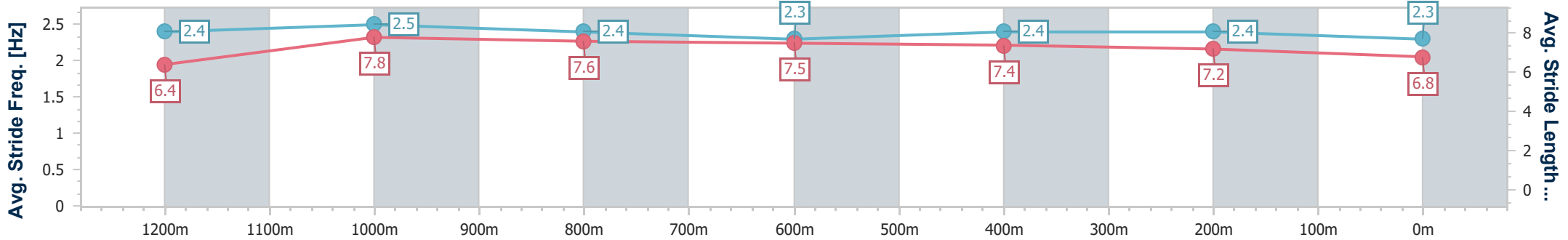
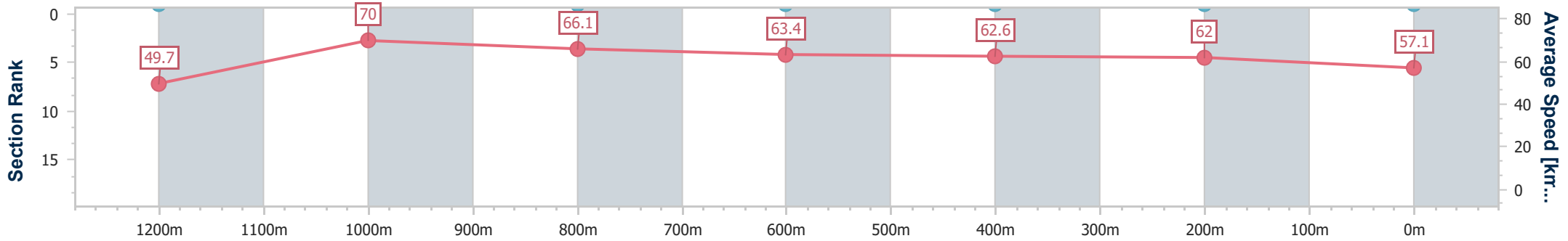
18 September 2024 - 16:40

Track Rating: Good 4, Weather: Fine, Rail Position: +11m Entire



BRISBANE  
RACING CLUB

Section	Overall	1200m	1000m	800m	600m	400m	200m
Section Times	1:19.21 [4] (0:10.87)	1:08.34 [1] (0:10.30)	0:58.04 [1] (0:10.87)	0:47.17 [2] (0:11.44)	0:35.73 [2] (0:11.53)	0:24.20 [2] (0:11.60)	0:12.60 [3] (0:12.60)
Average Speed [km/h]	49.7	70.0	66.1	63.4	62.6	62.0	57.1
Top Speed [km/h]	69.1	70.8	69.3	64.2	63.9	62.9	60.0
Avg. Dist. to Rail [m]	2.5	1.2	1.1	0.9	0.6	2.1	3.1
Avg. Stride Freq. [Hz]	2.4	2.5	2.4	2.3	2.4	2.4	2.3
Avg. Stride Length [m]	6.4	7.8	7.6	7.5	7.4	7.2	6.8



- [ ] Ranking at each section and finish
- .-.- No data available at this section
- NA No data available





Horse/Jockey Name	Leger Chase
Final Rank	5
Fastest Section Time (Section)	0:10.80 (1200m)
Top Speed [km/h] (Section)	67.7 (1200m)
Race State	Finished

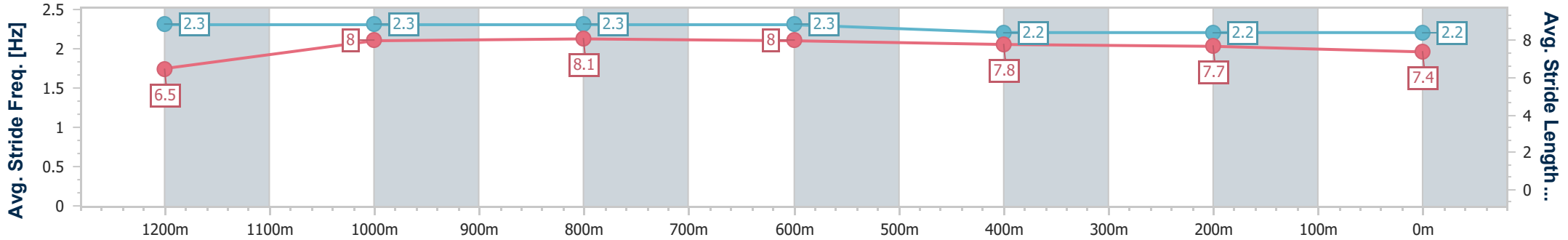
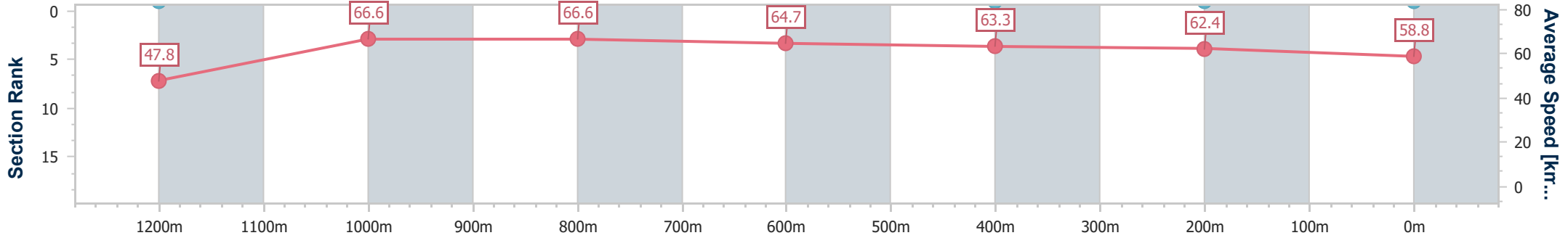


**Doomben QLD Professional**  
**Race 6: SKY RACING Fillies and Mares RATINGS BAND 0 - 62**  
**Handicap - 1350m**  
 18 September 2024 - 16:40  
 Track Rating: Good 4, Weather: Fine, Rail Position: +11m Entire



BRISBANE  
RACING CLUB

Section	Overall	1200m	1000m	800m	600m	400m	200m
Section Times	1:19.22 [5] (0:11.29)	1:07.93 [6] (0:10.80)	0:57.13 [7] (0:10.86)	0:46.27 [7] (0:11.12)	0:35.15 [7] (0:11.34)	0:23.81 [7] (0:11.54)	0:12.27 [6] (0:12.27)
Average Speed [km/h]	47.8	66.6	66.6	64.7	63.3	62.4	58.8
Top Speed [km/h]	64.0	67.7	67.6	65.6	65.5	63.2	61.5
Avg. Dist. to Rail [m]	4.4	1.5	1.0	0.3	0.4	1.4	2.2
Avg. Stride Freq. [Hz]	2.3	2.3	2.3	2.3	2.2	2.2	2.2
Avg. Stride Length [m]	6.5	8.0	8.1	8.0	7.8	7.7	7.4



- [ ] Ranking at each section and finish
- .-.- No data available at this section
- NA No data available



Horse/Jockey Name	Silver Pearl
Final Rank	6
Fastest Section Time (Section)	0:10.80 (1200m)
Top Speed [km/h] (Section)	68.1 (1200m)
Race State	Finished

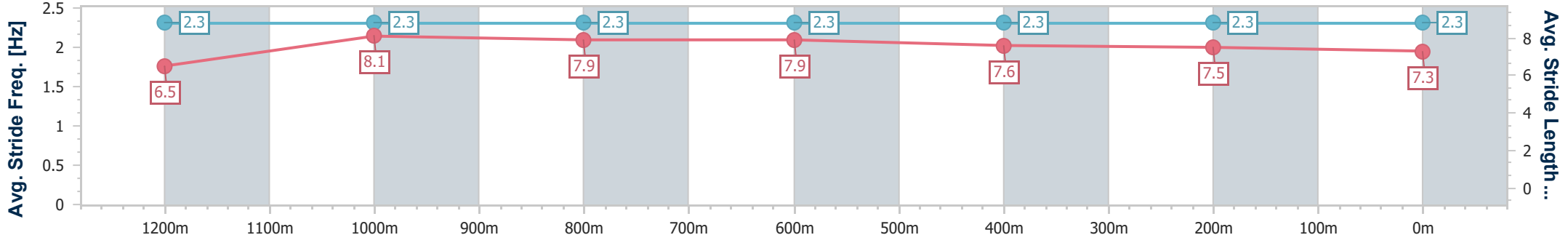
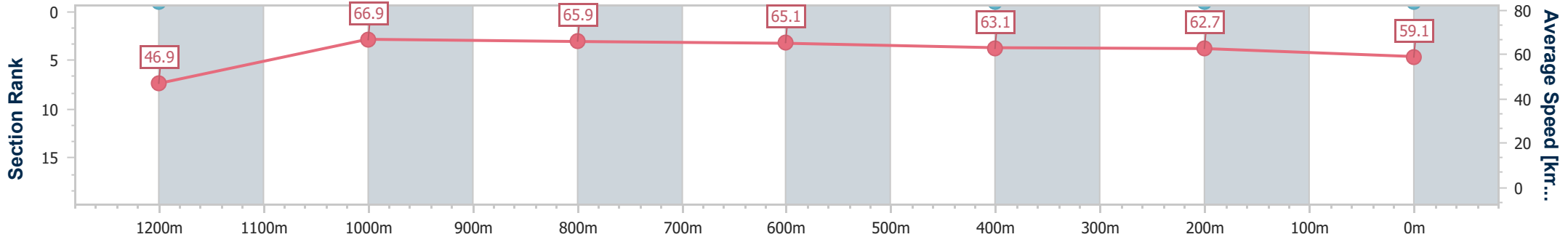


**Doomben QLD Professional**  
**Race 6: SKY RACING Fillies and Mares RATINGS BAND 0 - 62**  
**Handicap - 1350m**  
**18 September 2024 - 16:40**  
**Track Rating: Good 4, Weather: Fine, Rail Position: +11m Entire**



**BRISBANE**  
**RACING CLUB**

Section	Overall	1200m	1000m	800m	600m	400m	200m
Section Times	1:19.22 [6] (0:11.51)	1:07.71 [9] (0:10.80)	0:56.91 [8] (0:10.92)	0:45.99 [8] (0:11.02)	0:34.97 [8] (0:11.34)	0:23.63 [9] (0:11.43)	0:12.20 [8] (0:12.20)
Average Speed [km/h]	46.9	66.9	65.9	65.1	63.1	62.7	59.1
Top Speed [km/h]	64.2	68.1	68.1	66.1	64.8	63.9	62.7
Avg. Dist. to Rail [m]	1.3	0.2	0.5	1.0	1.3	0.8	0.3
Avg. Stride Freq. [Hz]	2.3	2.3	2.3	2.3	2.3	2.3	2.3
Avg. Stride Length [m]	6.5	8.1	7.9	7.9	7.6	7.5	7.3



- [ ] Ranking at each section and finish
- .-.- No data available at this section
- NA No data available



Horse/Jockey Name	Kelly's Landing
Final Rank	8
Fastest Section Time (Section)	0:10.26 (1200m)
Top Speed [km/h] (Section)	70.8 (1200m)
Race State	Finished

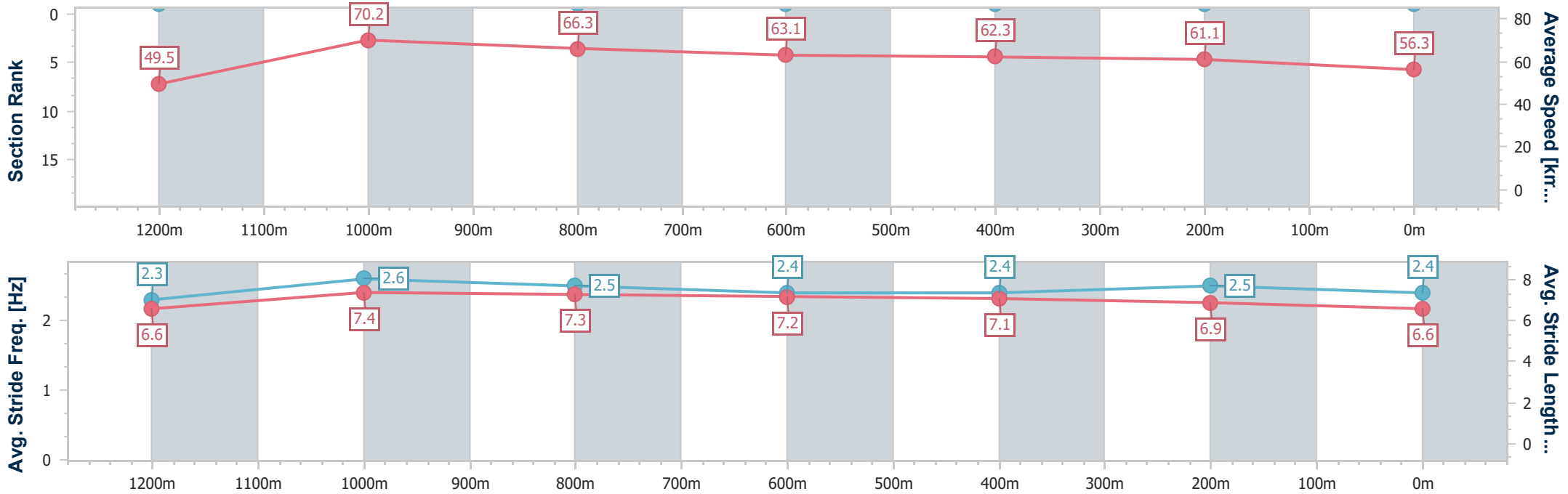


**Doomben QLD Professional**  
**Race 6: SKY RACING Fillies and Mares RATINGS BAND 0 - 62**  
**Handicap - 1350m**  
**18 September 2024 - 16:40**  
**Track Rating: Good 4, Weather: Fine, Rail Position: +11m Entire**



**BRISBANE**  
**RACING CLUB**

Section	Overall	1200m	1000m	800m	600m	400m	200m
Section Times	1:19.30 [8] (0:10.93)	1:08.37 [3] (0:10.26)	0:58.11 [3] (0:10.81)	0:47.30 [1] (0:11.28)	0:36.02 [1] (0:11.45)	0:24.57 [1] (0:11.78)	0:12.79 [2] (0:12.79)
Average Speed [km/h]	49.5	70.2	66.3	63.1	62.3	61.1	56.3
Top Speed [km/h]	70.2	70.8	70.2	65.0	63.1	61.8	60.1
Avg. Dist. to Rail [m]	5.6	1.6	0.8	2.0	1.6	1.0	1.4
Avg. Stride Freq. [Hz]	2.3	2.6	2.5	2.4	2.4	2.5	2.4
Avg. Stride Length [m]	6.6	7.4	7.3	7.2	7.1	6.9	6.6



- [ ] Ranking at each section and finish
- .-.- No data available at this section
- NA No data available



Horse/Jockey Name	Ashilla
Final Rank	9
Fastest Section Time (Section)	0:10.40 (1200m)
Top Speed [km/h] (Section)	70.8 (1200m)
Race State	Finished

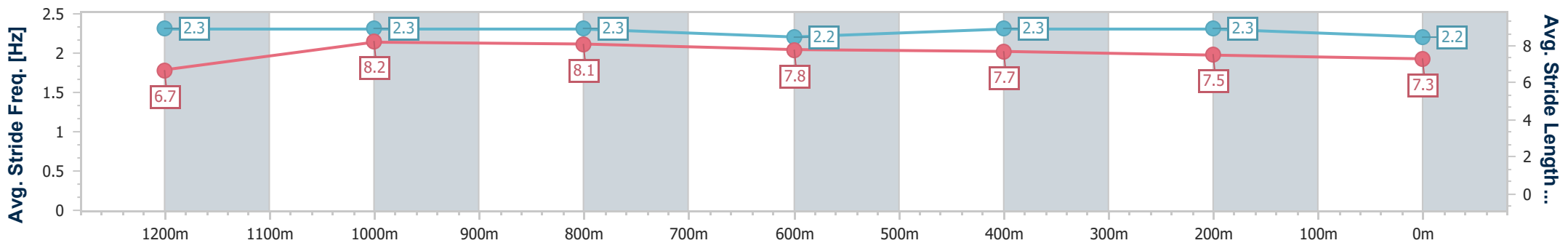
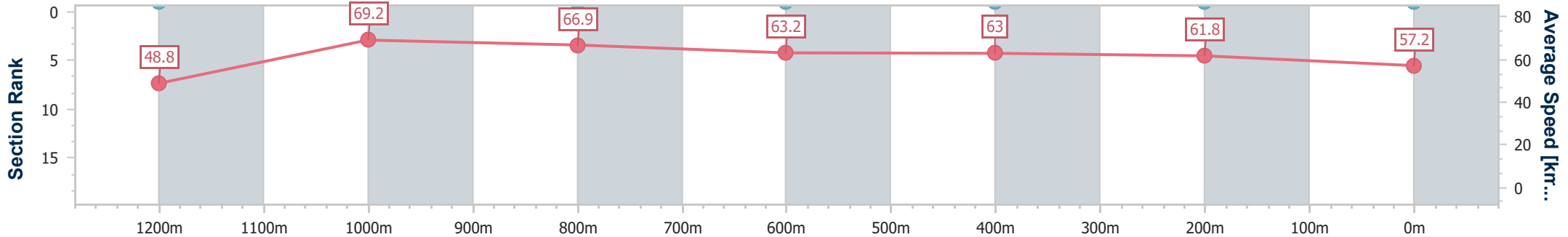


**Doomben QLD Professional**  
**Race 6: SKY RACING Fillies and Mares RATINGS BAND 0 - 62**  
**Handicap - 1350m**  
**18 September 2024 - 16:40**  
**Track Rating: Good 4, Weather: Fine, Rail Position: +11m Entire**



**BRISBANE**  
**RACING CLUB**

Section	Overall	1200m	1000m	800m	600m	400m	200m
Section Times	1:19.38 [9] (0:11.11)	1:08.27 [4] (0:10.40)	0:57.87 [4] (0:10.80)	0:47.07 [4] (0:11.36)	0:35.71 [4] (0:11.43)	0:24.28 [4] (0:11.69)	0:12.59 [5] (0:12.59)
Average Speed [km/h]	48.8	69.2	66.9	63.2	63.0	61.8	57.2
Top Speed [km/h]	67.6	70.8	68.9	64.3	63.8	62.4	60.2
Avg. Dist. to Rail [m]	6.0	1.7	0.8	0.3	0.3	3.0	4.3
Avg. Stride Freq. [Hz]	2.3	2.3	2.3	2.2	2.3	2.3	2.2
Avg. Stride Length [m]	6.7	8.2	8.1	7.8	7.7	7.5	7.3



- [ ] Ranking at each section and finish
- .-.- No data available at this section
- NA No data available



Horse/Jockey Name	Amnesia
Final Rank	10
Fastest Section Time (Section)	0:10.91 (1000m)
Top Speed [km/h] (Section)	67.9 (1000m)
Race State	Finished



**Doomben QLD Professional**  
**Race 6: SKY RACING Fillies and Mares RATINGS BAND 0 - 62**  
**Handicap - 1350m**

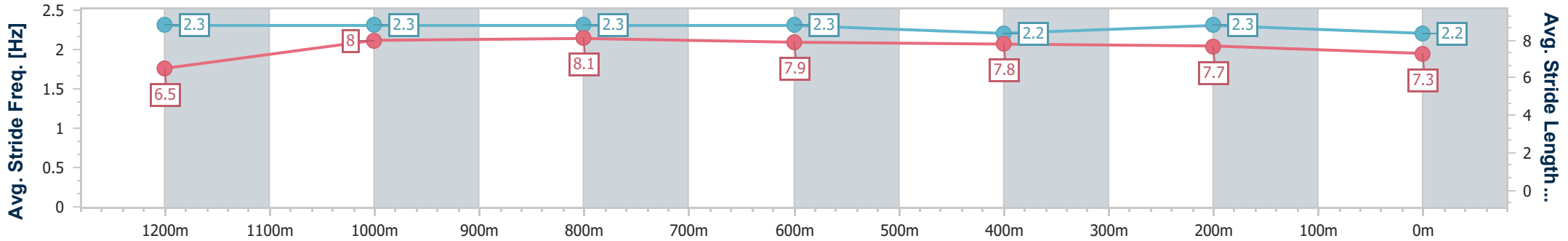
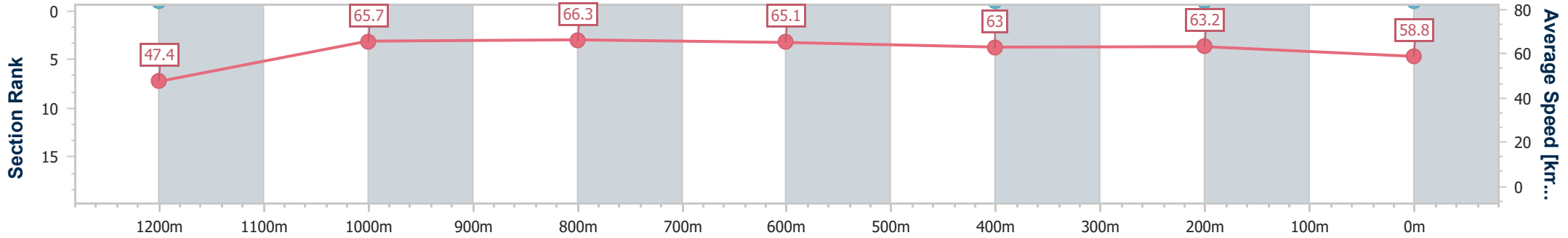
18 September 2024 - 16:40

Track Rating: Good 4, Weather: Fine, Rail Position: +11m Entire



BRISBANE  
RACING CLUB

Section	Overall	1200m	1000m	800m	600m	400m	200m
Section Times	1:19.42 [10] (0:11.47)	1:07.95 [8] (0:10.95)	0:57.00 [9] (0:10.91)	0:46.09 [9] (0:11.06)	0:35.03 [10] (0:11.39)	0:23.64 [10] (0:11.40)	0:12.24 [10] (0:12.24)
Average Speed [km/h]	47.4	65.7	66.3	65.1	63.0	63.2	58.8
Top Speed [km/h]	64.7	67.6	67.9	65.8	65.2	64.3	61.5
Avg. Dist. to Rail [m]	3.0	1.2	1.6	0.3	0.3	2.1	5.1
Avg. Stride Freq. [Hz]	2.3	2.3	2.3	2.3	2.2	2.3	2.2
Avg. Stride Length [m]	6.5	8.0	8.1	7.9	7.8	7.7	7.3



- [ ] Ranking at each section and finish
- .-.- No data available at this section
- NA No data available



Horse/Jockey Name	Riva D'amor
Final Rank	11
Fastest Section Time (Section)	0:10.78 (1000m)
Top Speed [km/h] (Section)	68.7 (1200m)
Race State	Finished

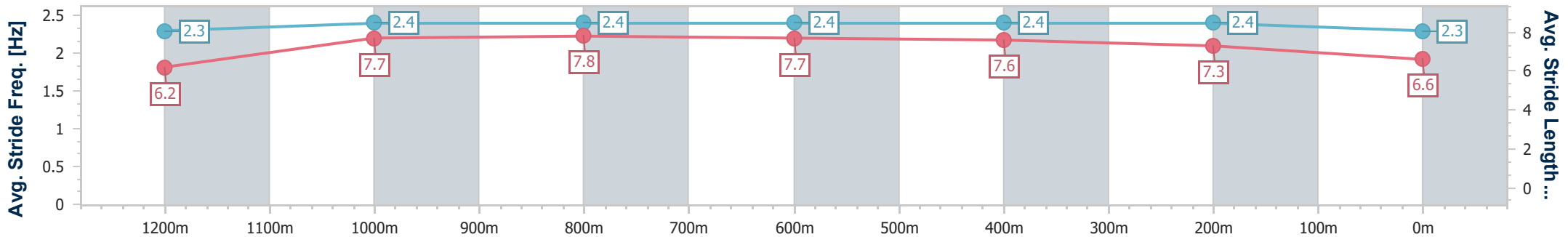
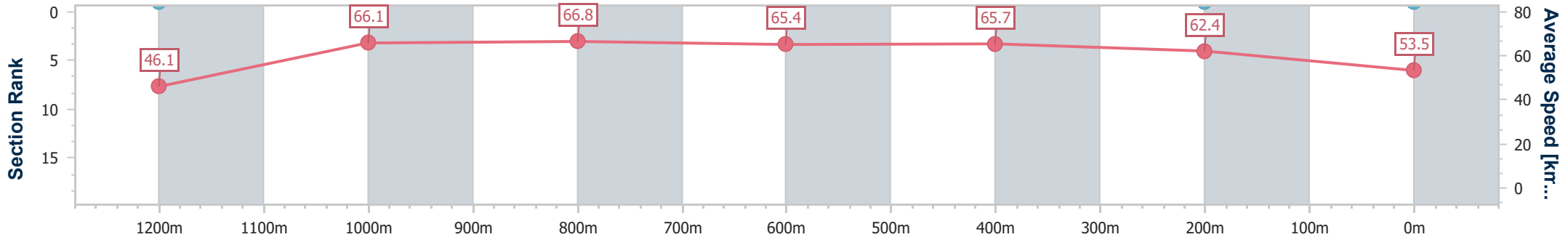


**Doomben QLD Professional**  
**Race 6: SKY RACING Fillies and Mares RATINGS BAND 0 - 62**  
**Handicap - 1350m**  
**18 September 2024 - 16:40**  
**Track Rating: Good 4, Weather: Fine, Rail Position: +11m Entire**



**BRISBANE**  
**RACING CLUB**

Section	Overall	1200m	1000m	800m	600m	400m	200m
Section Times	1:20.54 [11] (0:11.73)	1:08.81 [10] (0:10.86)	0:57.95 [10] (0:10.78)	0:47.17 [10] (0:11.00)	0:36.17 [9] (0:11.11)	0:25.06 [8] (0:11.63)	0:13.43 [9] (0:13.43)
Average Speed [km/h]	46.1	66.1	66.8	65.4	65.7	62.4	53.5
Top Speed [km/h]	65.9	68.7	67.7	66.3	66.5	63.8	59.6
Avg. Dist. to Rail [m]	3.8	0.7	0.7	0.9	2.6	5.1	6.9
Avg. Stride Freq. [Hz]	2.3	2.4	2.4	2.4	2.4	2.4	2.3
Avg. Stride Length [m]	6.2	7.7	7.8	7.7	7.6	7.3	6.6



- [ ] Ranking at each section and finish
- .-.- No data available at this section
- NA No data available



Horse/Jockey Name	Gerrymander
Final Rank	12
Fastest Section Time (Section)	0:10.30 (1200m)
Top Speed [km/h] (Section)	70.5 (1200m)
Race State	Finished



**Doomben QLD Professional**  
**Race 6: SKY RACING Fillies and Mares RATINGS BAND 0 - 62**  
**Handicap - 1350m**

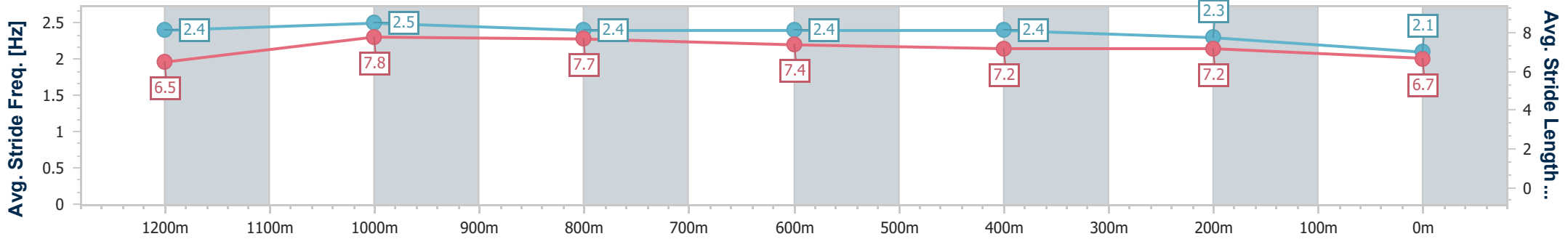
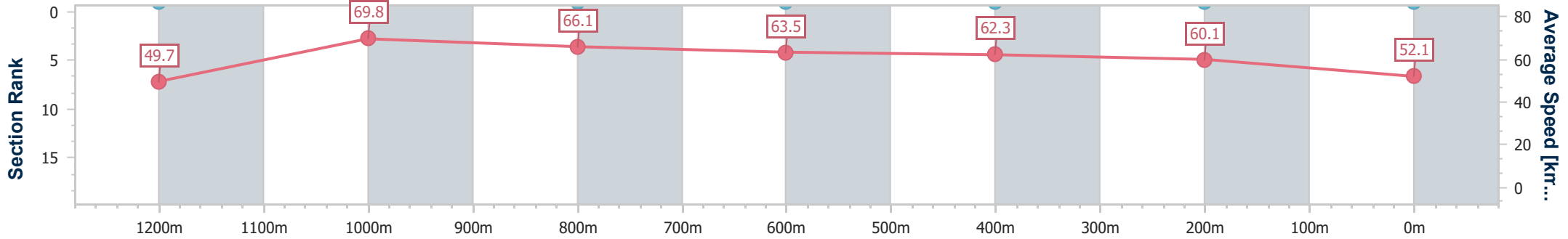
18 September 2024 - 16:40

Track Rating: Good 4, Weather: Fine, Rail Position: +11m Entire



BRISBANE  
RACING CLUB

Section	Overall	1200m	1000m	800m	600m	400m	200m
Section Times	1:21.03 [12] (0:10.88)	1:10.15 [2] (0:10.30)	0:59.85 [2] (0:10.98)	0:48.87 [3] (0:11.40)	0:37.47 [3] (0:11.62)	0:25.85 [5] (0:12.06)	0:13.79 [11] (0:13.79)
Average Speed [km/h]	49.7	69.8	66.1	63.5	62.3	60.1	52.1
Top Speed [km/h]	69.4	70.5	68.8	64.3	64.1	61.5	58.7
Avg. Dist. to Rail [m]	6.0	2.2	2.4	1.3	1.2	3.3	4.3
Avg. Stride Freq. [Hz]	2.4	2.5	2.4	2.4	2.4	2.3	2.1
Avg. Stride Length [m]	6.5	7.8	7.7	7.4	7.2	7.2	6.7



- [ ] Ranking at each section and finish
- .-.- No data available at this section
- NA No data available



Horse/Jockey Name	Jukebox Glow
Final Rank	7
Fastest Section Time (Section)	-:--:--
Top Speed [km/h] (Section)	--:--
Race State	DidNotTrack



**Doomben QLD Professional**  
**Race 6: SKY RACING Fillies and Mares RATINGS BAND 0 - 62**  
**Handicap - 1350m**  
**18 September 2024 - 16:40**  
**Track Rating: Good 4, Weather: Fine, Rail Position: +11m Entire**



**BRISBANE**  
**RACING CLUB**

Section	Overall	1200m	1000m	800m	600m	400m	200m						
Section Times	-:--:--	-:--:--	-:--:--	-:--:--	-:--:--	-:--:--	-:--:--						
Average Speed [km/h]	--:--	--:--	--:--	--:--	--:--	--:--	--:--						
Top Speed [km/h]	--:--	--:--	--:--	--:--	--:--	--:--	--:--						
Avg. Dist. to Rail [m]	--:--	--:--	--:--	--:--	--:--	--:--	--:--						
Avg. Stride Freq. [Hz]	--:--	--:--	--:--	--:--	--:--	--:--	--:--						
Avg. Stride Length [m]	--:--	--:--	--:--	--:--	--:--	--:--	--:--						

- [ ] Ranking at each section and finish
- :--:-- No data available at this section
- NA No data available