



Ipswich QLD Professional

Race 2: RAY WHITE IPSWICH BENCHMARK 65 Handicap - 1670m

19 September 2024 - 13:12



Track Rating: Good 4, Weather: Fine, Rail Position: +1m Entire

| Section | | | | | | | | | | | | | | |
|-------------|-----|-------------------------------------|----------------------|----------------------|----------------------|---------------------------|---------------------------|---------------------------|---------------------------|---------------------------|---------------------------|---------------------------|------------------------|----|
| Field Times | | Overall | 1400m | 1200m | 1000m | 800m | 600m | 400m | Last 600m | | | | | |
| | | 1:43.10 (0:18.42) | 1:24.68 (0:11.39) | 1:13.29 (0:11.95) | 1:01.34 (0:12.19) | 0:49.15 (0:12.17) | 0:36.98 (0:12.07) | 0:24.91 (0:12.55) | 0:36.98 | | | | | |
| Rank | TAB | Horse/Jockey | Barrier | Top Speed [km/h] | Fastest Section | | | | | | | | Distance Travelled [m] | |
| 1 | 2 | PICK ZA BEANS Kyle Wilson-Taylor | 5 | 64.5 1400m | 0:11.31 1400m | 1:43.10 [1] (0:18.86) | 1:24.24 [7] (0:11.31) | 1:12.93 [3] (0:11.93) | 1:01.00 [3] (0:12.14) | 0:48.86 [3] (0:12.15) | 0:36.71 [4] (0:12.07) | 0:24.64 [4] (0:12.31) | 0:36.71 | |
| 2 | 7 | GIDDY GAN'S JOY Cejay Graham | 7 | 63.4 Overall | 0:11.73 1400m | 1:43.32 [2] (0:18.71) | 1:24.61 [4] (0:11.73) | 1:12.88 [5] (0:11.90) | 1:00.98 [5] (0:12.19) | 0:48.79 [5] (0:11.83) | 0:36.96 [3] (0:12.00) | 0:24.96 [3] (0:12.38) | 0:36.96 | +3 |
| 3 | 4 | MAUI Rob Thorburn | 8 | 64.4 Overall | 0:11.41 1400m | 1:43.41 [3] (0:18.57) | 1:24.84 [2] (0:11.41) | 1:13.43 [2] (0:11.92) | 1:01.51 [2] (0:12.17) | 0:49.34 [2] (0:12.14) | 0:37.20 [2] (0:12.04) | 0:25.16 [2] (0:12.53) | 0:37.20 | +0 |
| 4 | 5 | BLAGNY Jag Guthmann-Chester | 4 | 64.2 Overall | 0:11.69 1400m | 1:43.57 [4] (0:18.81) | 1:24.76 [5] (0:11.69) | 1:13.07 [6] (0:11.94) | 1:01.13 [6] (0:12.16) | 0:48.97 [6] (0:12.07) | 0:36.90 [6] (0:12.04) | 0:24.86 [6] (0:12.29) | 0:36.90 | +1 |
| 5 | 3 | HIT 'EM UP Robbie Dolan | 3 | 64.2 Overall | 0:11.66 1400m | 1:43.96 [5] (0:18.60) | 1:25.36 [3] (0:11.66) | 1:13.70 [4] (0:11.93) | 1:01.77 [4] (0:12.23) | 0:49.54 [4] (0:12.06) | 0:37.48 [5] (0:12.18) | 0:25.30 [5] (0:12.47) | 0:37.48 | -1 |
| 6 | 8 | MILAGRO Mark Du Plessis | 10 | 62.8 1400m | 0:11.79 1400m | 1:44.03 [6] (0:18.86) | 1:25.17 [6] (0:11.79) | 1:13.38 [7] (0:11.80) | 1:01.58 [7] (0:12.15) | 0:49.43 [7] (0:12.07) | 0:37.36 [6] (0:12.04) | 0:25.32 [7] (0:12.43) | 0:37.36 | +0 |
| 7 | 9 | ZEPHYRZ ZOOM Samantha Collett | 6 | 63.7 Overall | 0:11.69 1400m | 1:44.12 [7] (0:19.33) | 1:24.79 [9] (0:11.69) | 1:13.10 [8] (0:11.80) | 1:01.30 [8] (0:12.10) | 0:49.20 [8] (0:11.87) | 0:37.33 [8] (0:12.26) | 0:25.07 [9] (0:12.58) | 0:37.33 | +2 |
| 8 | 6 | YALLA Angela Jones | 1 | 63.6 1400m | 0:11.39 1400m | 1:44.13 [8] (0:18.42) | 1:25.71 [1] (0:11.39) | 1:14.32 [1] (0:11.95) | 1:02.37 [1] (0:12.19) | 0:50.18 [1] (0:12.17) | 0:38.01 [1] (0:12.07) | 0:25.94 [1] (0:12.68) | 0:38.01 | +0 |
| 9 | 11 | BRIEF SOJOURN Brooke Ainsworth | 2 | 62.0 1200m | 0:11.79 1200m | 1:44.18 [9] (0:19.24) | 1:24.94 [8] (0:11.80) | 1:13.14 [9] (0:11.79) | 1:01.35 [9] (0:12.11) | 0:49.24 [9] (0:11.99) | 0:37.25 [9] (0:12.07) | 0:25.18 [8] (0:12.42) | 0:37.25 | +0 |
| 10 | 10 | WHYTEEPEE Luke Tarrant | 9 | 62.0 Overall | 0:11.89 1200m | 1:44.80 [10] (0:19.54) | 1:25.26 [10] (0:11.97) | 1:13.29 [10] (0:11.89) | 1:01.40 [10] (0:12.00) | 0:49.40 [10] (0:11.95) | 0:37.45 [10] (0:12.16) | 0:25.29 [10] (0:12.43) | 0:37.45 | +2 |

Scratched: Termite (#12), American Phireball (#1)

[] Ranking at each section and finish
 -:-:- No data available at this section
 NA No data available

SCN Saddle cloth number
 DNF Did not finish
 DNT Did not track



Ipswich QLD Professional

Race 2: RAY WHITE IPSWICH BENCHMARK 65 Handicap - 1670m

19 September 2024 - 13:12



Track Rating: Good 4, Weather: Fine, Rail Position: +1m Entire

| Section | | | | | | | 200m | | | Last 600m |
|-------------|-----|------------------------|---------|------------------|-----------------|--------------|-----------|--|------------------------|-----------|
| Field Times | | | | | | | 0:12.36 | | | 0:36.98 |
| | | | | | | | (0:12.36) | | | |
| Rank | TAB | Horse/Jockey | Barrier | Top Speed [km/h] | Fastest Section | Margin | | | Distance Travelled [m] | |
| 1 | 2 | PICK ZA BEANS | 5 | 64.5 | 0:11.31 | 0:12.33 [2] | 1:43.10 | | 0:36.71 | |
| | | Kyle Wilson-Taylor | | 1400m | 1400m | (0:12.33) | | | | |
| 2 | 7 | GIDDY GAN'S JOY | 7 | 63.4 | 0:11.73 | 0:12.58 [1] | 1.29L | | 0:36.96 +3 | |
| | | Cejay Graham | | Overall | 1400m | (0:12.58) | | | | |
| 3 | 4 | MAUI | 8 | 64.4 | 0:11.41 | 0:12.63 [3] | 1.83L | | 0:37.20 +0 | |
| | | Rob Thorburn | | Overall | 1400m | (0:12.63) | | | | |
| 4 | 5 | BLAGNY | 4 | 64.2 | 0:11.69 | 0:12.57 [5] | 2.75L | | 0:36.90 +1 | |
| | | Jag Guthmann-Chester | | Overall | 1400m | (0:12.57) | | | | |
| 5 | 3 | HIT 'EM UP | 3 | 64.2 | 0:11.66 | 0:12.83 [6] | 5.08L | | 0:37.48 -1 | |
| | | Robbie Dolan | | Overall | 1400m | (0:12.83) | | | | |
| 6 | 8 | MILAGRO | 10 | 62.8 | 0:11.79 | 0:12.89 [7] | 5.45L | | 0:37.36 +0 | |
| | | Mark Du Plessis | | 1400m | 1400m | (0:12.89) | | | | |
| 7 | 9 | ZEPHYRZ ZOOM | 6 | 63.7 | 0:11.69 | 0:12.49 [9] | 5.99L | | 0:37.33 +2 | |
| | | Samantha Collett | | Overall | 1400m | (0:12.49) | | | | |
| 8 | 6 | YALLA | 1 | 63.6 | 0:11.39 | 0:13.26 [4] | 6.09L | | 0:38.01 +0 | |
| | | Angela Jones | | 1400m | 1400m | (0:13.26) | | | | |
| 9 | 11 | BRIEF SOJOURN | 2 | 62.0 | 0:11.79 | 0:12.76 [8] | 6.37L | | 0:37.25 +0 | |
| | | Brooke Ainsworth | | 1200m | 1200m | (0:12.76) | | | | |
| 10 | 10 | WHYTEEPEE | 9 | 62.0 | 0:11.89 | 0:12.86 [10] | 10L | | 0:37.45 +2 | |
| | | Luke Tarrant | | Overall | 1200m | (0:12.86) | | | | |

Scratched: Termite (#12), American Phireball (#1)

[] Ranking at each section and finish
 -:-:- No data available at this section
 NA No data available

SCN Saddle cloth number
 DNF Did not finish
 DNT Did not track



| | |
|--------------------------------|-----------------|
| Horse/Jockey Name | Pick Za Beans |
| Final Rank | 1 |
| Fastest Section Time (Section) | 0:11.31 (1400m) |
| Top Speed [km/h] (Section) | 64.5 (1400m) |
| Race State | Finished |



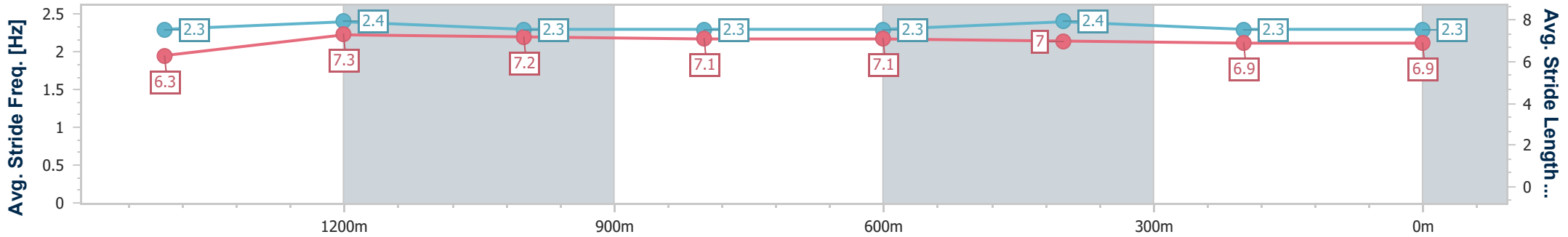
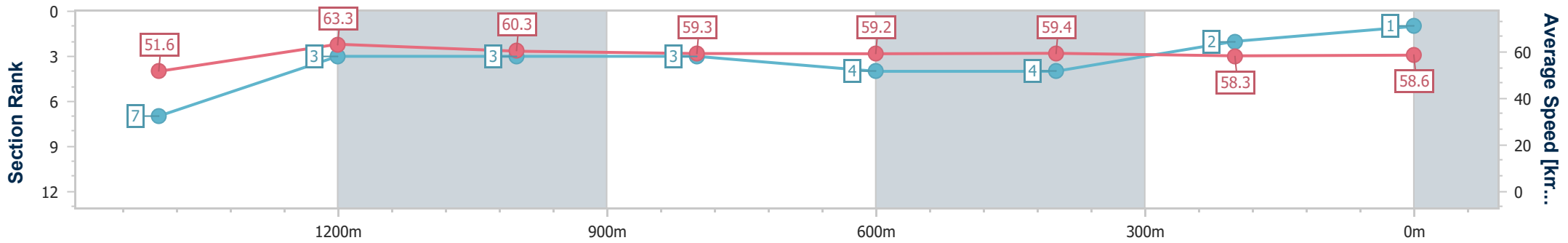
Ipswich QLD Professional
Race 2: RAY WHITE IPSWICH BENCHMARK 65 Handicap - 1670m



19 September 2024 - 13:12

Track Rating: Good 4, Weather: Fine, Rail Position: +1m Entire

| Section | Overall | 1400m | 1200m | 1000m | 800m | 600m | 400m | 200m | | | | | |
|------------------------|--------------------------|--------------------------|--------------------------|--------------------------|--------------------------|--------------------------|--------------------------|--------------------------|--|--|--|--|--|
| Section Times | 1:43.10 [1] (0:18.86) | 1:24.24 [7] (0:11.31) | 1:12.93 [3] (0:11.93) | 1:01.00 [3] (0:12.14) | 0:48.86 [3] (0:12.15) | 0:36.71 [4] (0:12.07) | 0:24.64 [4] (0:12.31) | 0:12.33 [2] (0:12.33) | | | | | |
| Average Speed [km/h] | 51.6 | 63.3 | 60.3 | 59.3 | 59.2 | 59.4 | 58.3 | 58.6 | | | | | |
| Top Speed [km/h] | 64.4 | 64.5 | 61.9 | 60.2 | 59.8 | 60.5 | 59.6 | 59.8 | | | | | |
| Avg. Dist. to Rail [m] | 3.6 | 1.2 | 0.6 | 0.3 | 0.5 | 0.5 | 0.8 | 1.5 | | | | | |
| Avg. Stride Freq. [Hz] | 2.3 | 2.4 | 2.3 | 2.3 | 2.3 | 2.4 | 2.3 | 2.3 | | | | | |
| Avg. Stride Length [m] | 6.3 | 7.3 | 7.2 | 7.1 | 7.1 | 7.0 | 6.9 | 6.9 | | | | | |



- [] Ranking at each section and finish
- .-.- No data available at this section
- NA No data available



| | |
|--------------------------------|-----------------|
| Horse/Jockey Name | Giddy Gan's Joy |
| Final Rank | 2 |
| Fastest Section Time (Section) | 0:11.73 (1400m) |
| Top Speed [km/h] (Section) | 63.4 (Overall) |
| Race State | Finished |



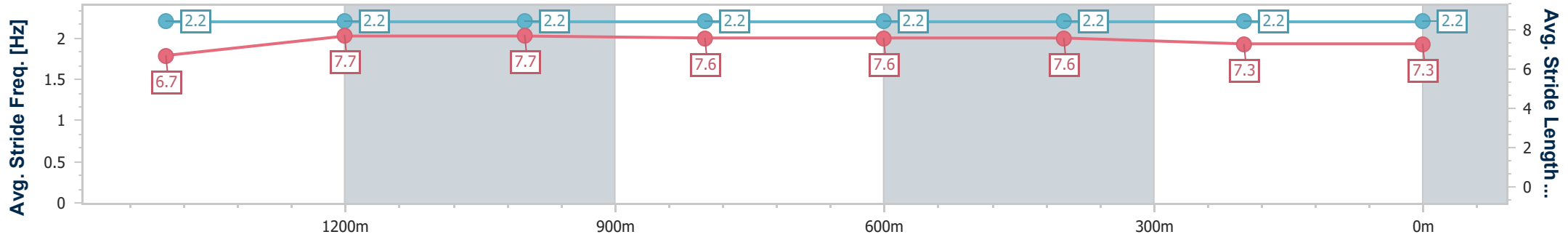
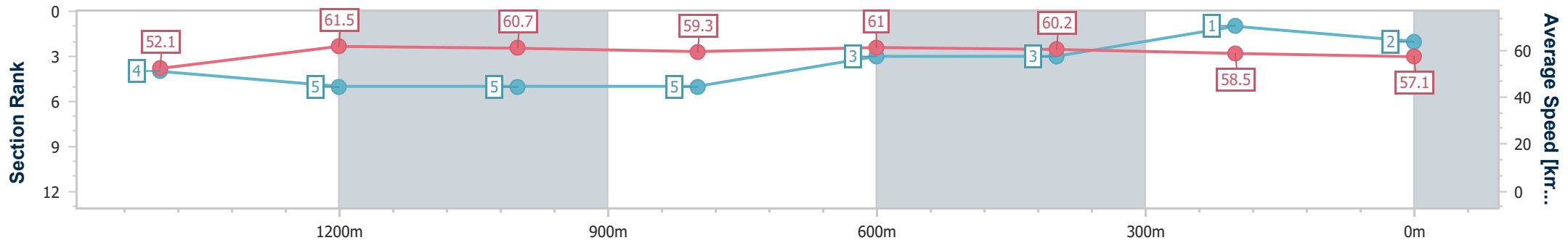
Ipswich QLD Professional
Race 2: RAY WHITE IPSWICH BENCHMARK 65 Handicap - 1670m



19 September 2024 - 13:12

Track Rating: Good 4, Weather: Fine, Rail Position: +1m Entire

| Section | Overall | 1400m | 1200m | 1000m | 800m | 600m | 400m | 200m |
|------------------------|--------------------------|--------------------------|--------------------------|--------------------------|--------------------------|--------------------------|--------------------------|--------------------------|
| Section Times | 1:43.32 [2] (0:18.71) | 1:24.61 [4] (0:11.73) | 1:12.88 [5] (0:11.90) | 1:00.98 [5] (0:12.19) | 0:48.79 [5] (0:11.83) | 0:36.96 [3] (0:12.00) | 0:24.96 [3] (0:12.38) | 0:12.58 [1] (0:12.58) |
| Average Speed [km/h] | 52.1 | 61.5 | 60.7 | 59.3 | 61.0 | 60.2 | 58.5 | 57.1 |
| Top Speed [km/h] | 63.4 | 63.1 | 61.4 | 60.0 | 62.1 | 60.9 | 59.4 | 58.1 |
| Avg. Dist. to Rail [m] | 6.2 | 1.0 | 0.8 | 0.8 | 1.1 | 0.9 | 2.0 | 3.1 |
| Avg. Stride Freq. [Hz] | 2.2 | 2.2 | 2.2 | 2.2 | 2.2 | 2.2 | 2.2 | 2.2 |
| Avg. Stride Length [m] | 6.7 | 7.7 | 7.7 | 7.6 | 7.6 | 7.6 | 7.3 | 7.3 |



- [] Ranking at each section and finish
- .-.- No data available at this section
- NA No data available



| | |
|--------------------------------|-----------------|
| Horse/Jockey Name | Maui |
| Final Rank | 3 |
| Fastest Section Time (Section) | 0:11.41 (1400m) |
| Top Speed [km/h] (Section) | 64.4 (Overall) |
| Race State | Finished |



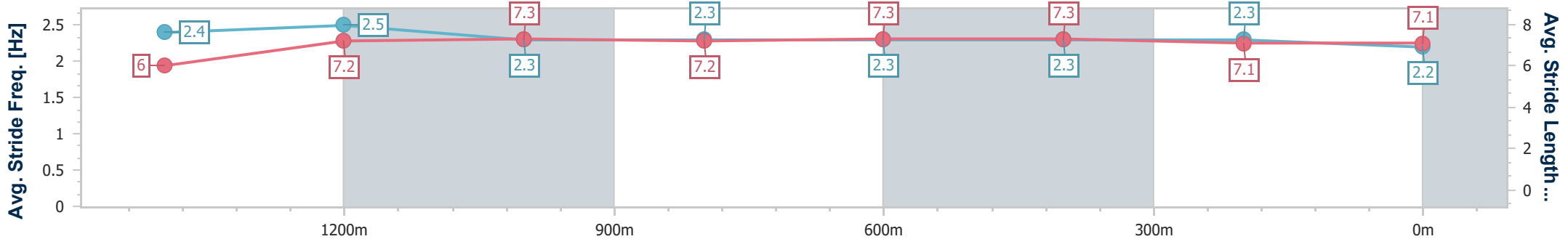
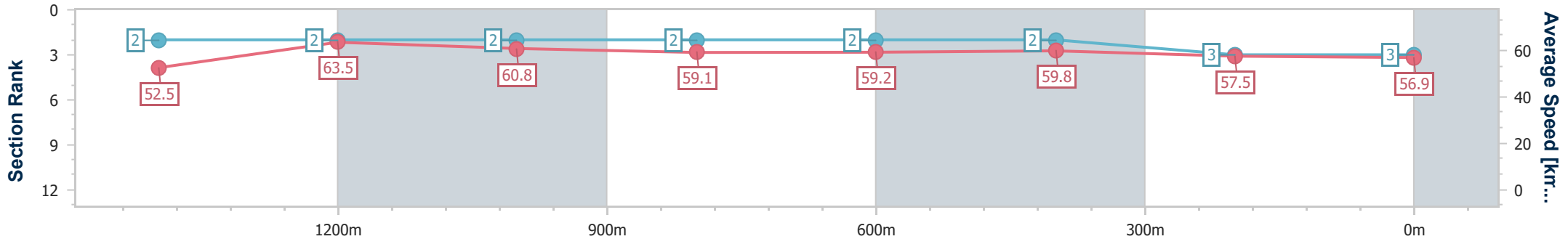
Ipswich QLD Professional
Race 2: RAY WHITE IPSWICH BENCHMARK 65 Handicap - 1670m



19 September 2024 - 13:12

Track Rating: Good 4, Weather: Fine, Rail Position: +1m Entire

| Section | Overall | 1400m | 1200m | 1000m | 800m | 600m | 400m | 200m |
|------------------------|--------------------------|--------------------------|--------------------------|--------------------------|--------------------------|--------------------------|--------------------------|--------------------------|
| Section Times | 1:43.41 [3] (0:18.57) | 1:24.84 [2] (0:11.41) | 1:13.43 [2] (0:11.92) | 1:01.51 [2] (0:12.17) | 0:49.34 [2] (0:12.14) | 0:37.20 [2] (0:12.04) | 0:25.16 [2] (0:12.53) | 0:12.63 [3] (0:12.63) |
| Average Speed [km/h] | 52.5 | 63.5 | 60.8 | 59.1 | 59.2 | 59.8 | 57.5 | 56.9 |
| Top Speed [km/h] | 64.4 | 64.4 | 63.2 | 59.7 | 60.0 | 60.5 | 59.2 | 58.3 |
| Avg. Dist. to Rail [m] | 8.6 | 1.8 | 0.7 | 0.5 | 0.1 | 0.5 | 0.8 | 1.8 |
| Avg. Stride Freq. [Hz] | 2.4 | 2.5 | 2.3 | 2.3 | 2.3 | 2.3 | 2.3 | 2.2 |
| Avg. Stride Length [m] | 6.0 | 7.2 | 7.3 | 7.2 | 7.3 | 7.3 | 7.1 | 7.1 |



- [] Ranking at each section and finish
- .-.- No data available at this section
- NA No data available



| | |
|--------------------------------|-----------------|
| Horse/Jockey Name | Blagny |
| Final Rank | 4 |
| Fastest Section Time (Section) | 0:11.69 (1400m) |
| Top Speed [km/h] (Section) | 64.2 (Overall) |
| Race State | Finished |



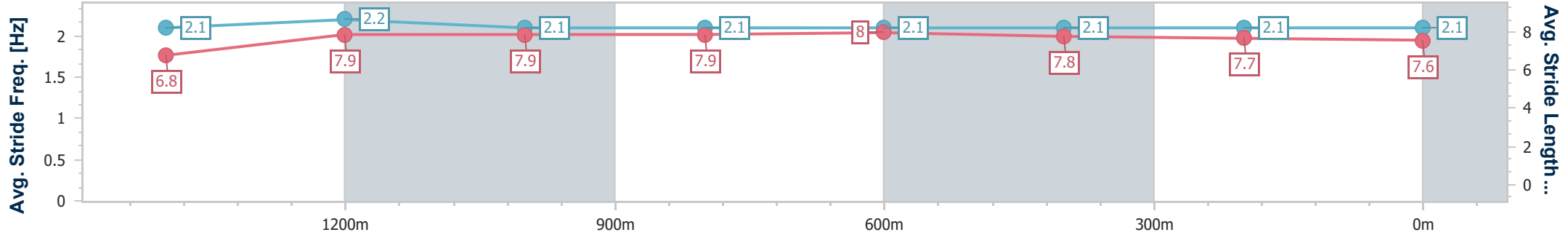
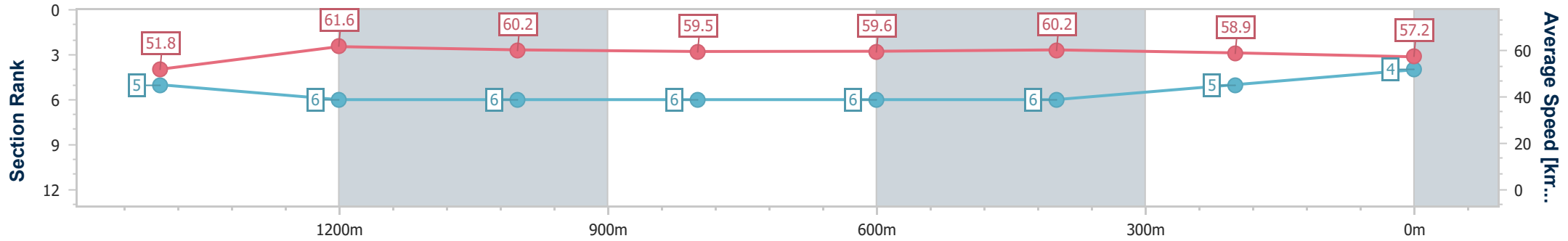
Ipswich QLD Professional
Race 2: RAY WHITE IPSWICH BENCHMARK 65 Handicap - 1670m



19 September 2024 - 13:12

Track Rating: Good 4, Weather: Fine, Rail Position: +1m Entire

| Section | Overall | 1400m | 1200m | 1000m | 800m | 600m | 400m | 200m |
|------------------------|--------------------------|--------------------------|--------------------------|--------------------------|--------------------------|--------------------------|--------------------------|--------------------------|
| Section Times | 1:43.57 [4] (0:18.81) | 1:24.76 [5] (0:11.69) | 1:13.07 [6] (0:11.94) | 1:01.13 [6] (0:12.16) | 0:48.97 [6] (0:12.07) | 0:36.90 [6] (0:12.04) | 0:24.86 [6] (0:12.29) | 0:12.57 [5] (0:12.57) |
| Average Speed [km/h] | 51.8 | 61.6 | 60.2 | 59.5 | 59.6 | 60.2 | 58.9 | 57.2 |
| Top Speed [km/h] | 64.2 | 62.4 | 61.1 | 59.7 | 60.2 | 61.2 | 60.2 | 58.0 |
| Avg. Dist. to Rail [m] | 4.2 | 0.2 | 0.2 | 0.3 | 0.1 | 1.1 | 2.0 | 4.0 |
| Avg. Stride Freq. [Hz] | 2.1 | 2.2 | 2.1 | 2.1 | 2.1 | 2.1 | 2.1 | 2.1 |
| Avg. Stride Length [m] | 6.8 | 7.9 | 7.9 | 7.9 | 8.0 | 7.8 | 7.7 | 7.6 |



- [] Ranking at each section and finish
- .-.- No data available at this section
- NA No data available



| | |
|--------------------------------|-----------------|
| Horse/Jockey Name | Hit 'Em Up |
| Final Rank | 5 |
| Fastest Section Time (Section) | 0:11.66 (1400m) |
| Top Speed [km/h] (Section) | 64.2 (Overall) |
| Race State | Finished |



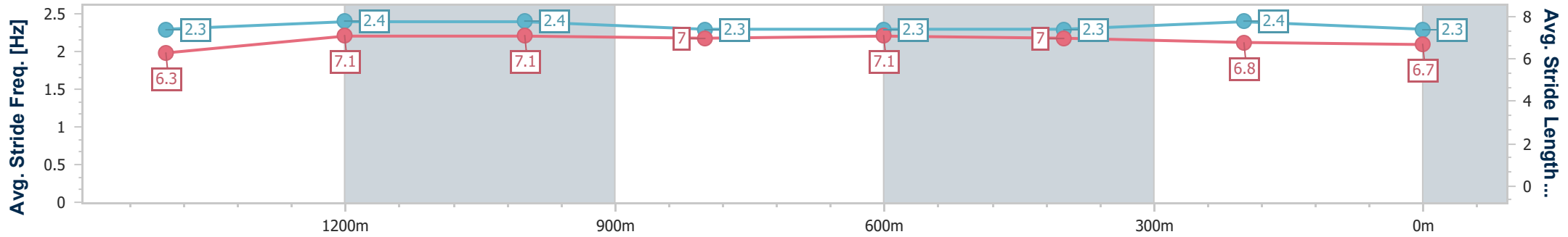
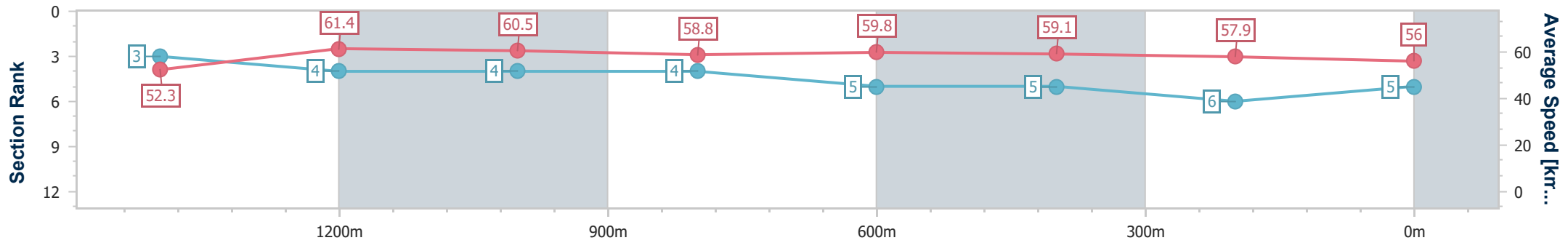
Ipswich QLD Professional
 Race 2: RAY WHITE IPSWICH BENCHMARK 65 Handicap - 1670m



19 September 2024 - 13:12

Track Rating: Good 4, Weather: Fine, Rail Position: +1m Entire

| Section | Overall | 1400m | 1200m | 1000m | 800m | 600m | 400m | 200m |
|------------------------|--------------------------|--------------------------|--------------------------|--------------------------|--------------------------|--------------------------|--------------------------|--------------------------|
| Section Times | 1:43.96 [5] (0:18.60) | 1:25.36 [3] (0:11.66) | 1:13.70 [4] (0:11.93) | 1:01.77 [4] (0:12.23) | 0:49.54 [4] (0:12.06) | 0:37.48 [5] (0:12.18) | 0:25.30 [5] (0:12.47) | 0:12.83 [6] (0:12.83) |
| Average Speed [km/h] | 52.3 | 61.4 | 60.5 | 58.8 | 59.8 | 59.1 | 57.9 | 56.0 |
| Top Speed [km/h] | 64.2 | 62.8 | 62.0 | 59.5 | 61.2 | 60.1 | 59.8 | 57.5 |
| Avg. Dist. to Rail [m] | 3.6 | 0.3 | 0.1 | 0.2 | 0.4 | 0.3 | 0.9 | 2.2 |
| Avg. Stride Freq. [Hz] | 2.3 | 2.4 | 2.4 | 2.3 | 2.3 | 2.3 | 2.4 | 2.3 |
| Avg. Stride Length [m] | 6.3 | 7.1 | 7.1 | 7.0 | 7.1 | 7.0 | 6.8 | 6.7 |



- [] Ranking at each section and finish
- .-.- No data available at this section
- NA No data available



| | |
|--------------------------------|-----------------|
| Horse/Jockey Name | Milagro |
| Final Rank | 6 |
| Fastest Section Time (Section) | 0:11.79 (1400m) |
| Top Speed [km/h] (Section) | 62.8 (1400m) |
| Race State | Finished |



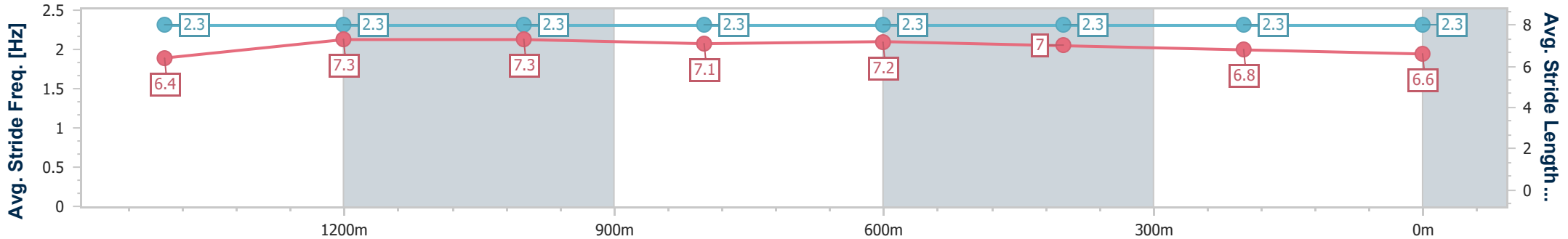
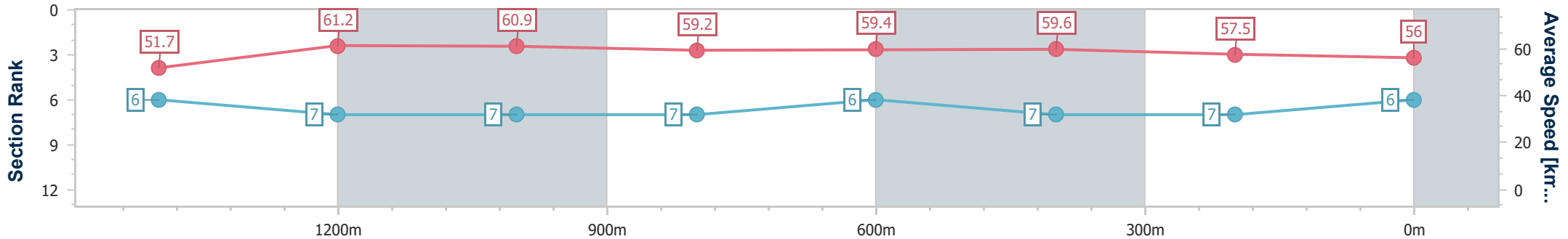
Ipswich QLD Professional
Race 2: RAY WHITE IPSWICH BENCHMARK 65 Handicap - 1670m



19 September 2024 - 13:12

Track Rating: Good 4, Weather: Fine, Rail Position: +1m Entire

| Section | Overall | 1400m | 1200m | 1000m | 800m | 600m | 400m | 200m | | | | | |
|------------------------|--------------------------|--------------------------|--------------------------|--------------------------|--------------------------|--------------------------|--------------------------|--------------------------|--|--|--|--|--|
| Section Times | 1:44.03 [6] (0:18.86) | 1:25.17 [6] (0:11.79) | 1:13.38 [7] (0:11.80) | 1:01.58 [7] (0:12.15) | 0:49.43 [7] (0:12.07) | 0:37.36 [6] (0:12.04) | 0:25.32 [7] (0:12.43) | 0:12.89 [7] (0:12.89) | | | | | |
| Average Speed [km/h] | 51.7 | 61.2 | 60.9 | 59.2 | 59.4 | 59.6 | 57.5 | 56.0 | | | | | |
| Top Speed [km/h] | 62.2 | 62.8 | 62.6 | 60.5 | 60.9 | 60.2 | 59.5 | 56.9 | | | | | |
| Avg. Dist. to Rail [m] | 9.3 | 0.7 | 0.4 | 0.4 | 0.7 | 0.9 | 0.9 | 1.4 | | | | | |
| Avg. Stride Freq. [Hz] | 2.3 | 2.3 | 2.3 | 2.3 | 2.3 | 2.3 | 2.3 | 2.3 | | | | | |
| Avg. Stride Length [m] | 6.4 | 7.3 | 7.3 | 7.1 | 7.2 | 7.0 | 6.8 | 6.6 | | | | | |



- [] Ranking at each section and finish
- .-.- No data available at this section
- NA No data available



| | |
|--------------------------------|-----------------|
| Horse/Jockey Name | Zephyrz Zoom |
| Final Rank | 7 |
| Fastest Section Time (Section) | 0:11.69 (1400m) |
| Top Speed [km/h] (Section) | 63.7 (Overall) |
| Race State | Finished |



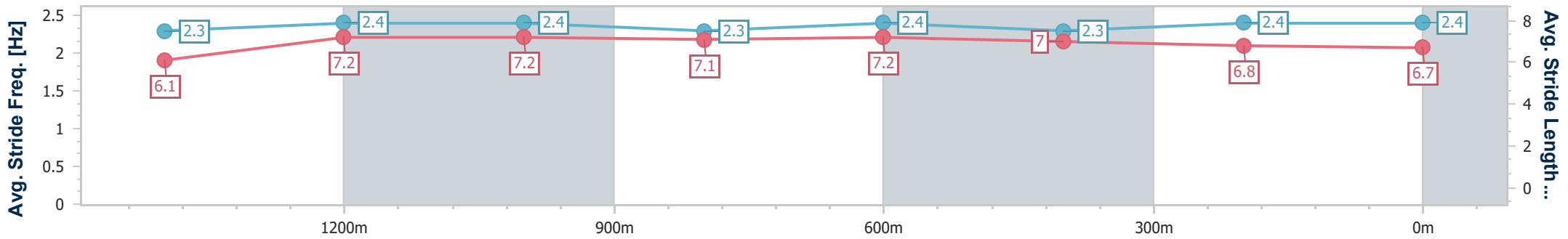
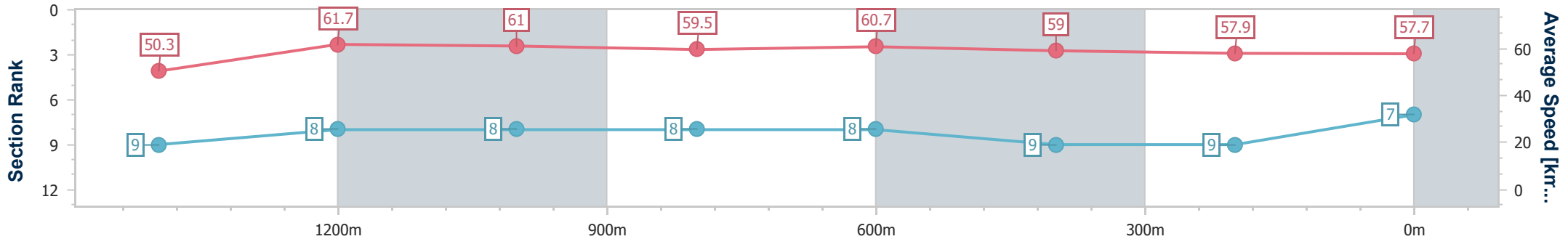
Ipswich QLD Professional
Race 2: RAY WHITE IPSWICH BENCHMARK 65 Handicap - 1670m



19 September 2024 - 13:12

Track Rating: Good 4, Weather: Fine, Rail Position: +1m Entire

| Section | Overall | 1400m | 1200m | 1000m | 800m | 600m | 400m | 200m |
|------------------------|--------------------------|--------------------------|--------------------------|--------------------------|--------------------------|--------------------------|--------------------------|--------------------------|
| Section Times | 1:44.12 [7] (0:19.33) | 1:24.79 [9] (0:11.69) | 1:13.10 [8] (0:11.80) | 1:01.30 [8] (0:12.10) | 0:49.20 [8] (0:11.87) | 0:37.33 [8] (0:12.26) | 0:25.07 [9] (0:12.58) | 0:12.49 [9] (0:12.49) |
| Average Speed [km/h] | 50.3 | 61.7 | 61.0 | 59.5 | 60.7 | 59.0 | 57.9 | 57.7 |
| Top Speed [km/h] | 63.7 | 63.4 | 62.4 | 60.7 | 61.8 | 60.6 | 58.7 | 58.5 |
| Avg. Dist. to Rail [m] | 5.1 | 0.5 | 0.2 | 0.3 | 0.5 | 1.3 | 3.5 | 6.4 |
| Avg. Stride Freq. [Hz] | 2.3 | 2.4 | 2.4 | 2.3 | 2.4 | 2.3 | 2.4 | 2.4 |
| Avg. Stride Length [m] | 6.1 | 7.2 | 7.2 | 7.1 | 7.2 | 7.0 | 6.8 | 6.7 |



- [] Ranking at each section and finish
- .-.- No data available at this section
- NA No data available



| | |
|--------------------------------|-----------------|
| Horse/Jockey Name | Yalla |
| Final Rank | 8 |
| Fastest Section Time (Section) | 0:11.39 (1400m) |
| Top Speed [km/h] (Section) | 63.6 (1400m) |
| Race State | Finished |



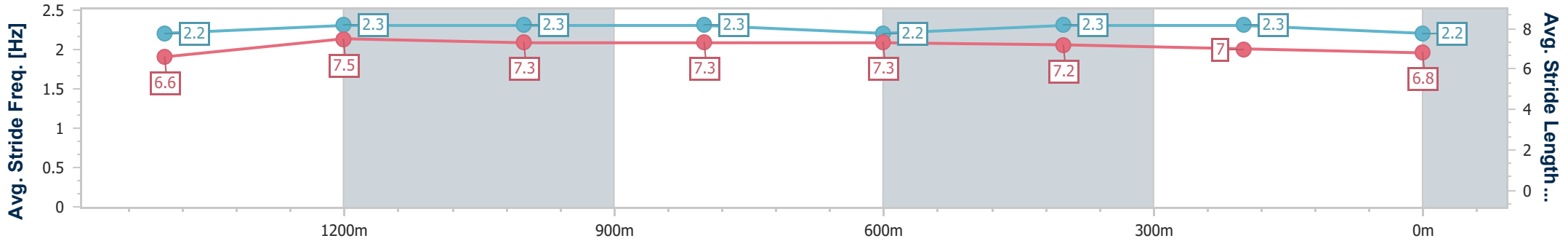
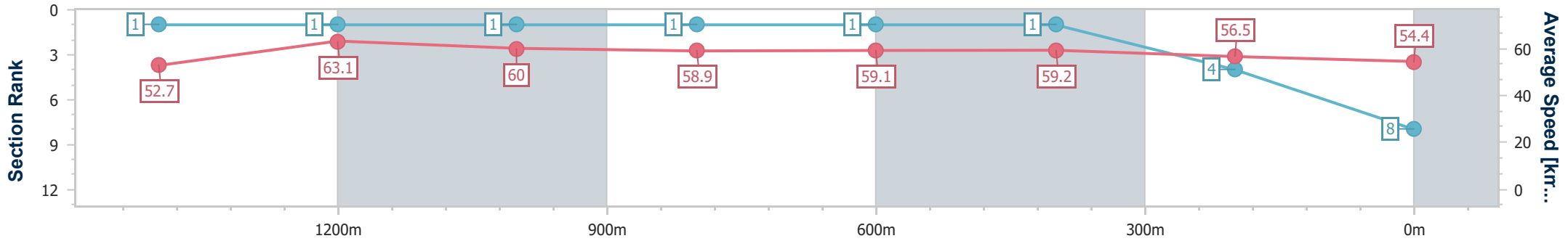
Ipswich QLD Professional
Race 2: RAY WHITE IPSWICH BENCHMARK 65 Handicap - 1670m



19 September 2024 - 13:12

Track Rating: Good 4, Weather: Fine, Rail Position: +1m Entire

| Section | Overall | 1400m | 1200m | 1000m | 800m | 600m | 400m | 200m |
|------------------------|--------------------------|--------------------------|--------------------------|--------------------------|--------------------------|--------------------------|--------------------------|--------------------------|
| Section Times | 1:44.13 [8] (0:18.42) | 1:25.71 [1] (0:11.39) | 1:14.32 [1] (0:11.95) | 1:02.37 [1] (0:12.19) | 0:50.18 [1] (0:12.17) | 0:38.01 [1] (0:12.07) | 0:25.94 [1] (0:12.68) | 0:13.26 [4] (0:13.26) |
| Average Speed [km/h] | 52.7 | 63.1 | 60.0 | 58.9 | 59.1 | 59.2 | 56.5 | 54.4 |
| Top Speed [km/h] | 63.6 | 63.6 | 61.8 | 59.6 | 59.5 | 59.9 | 58.3 | 56.3 |
| Avg. Dist. to Rail [m] | 2.1 | 0.7 | 0.7 | 0.8 | 0.9 | 1.0 | 1.5 | 1.7 |
| Avg. Stride Freq. [Hz] | 2.2 | 2.3 | 2.3 | 2.3 | 2.2 | 2.3 | 2.3 | 2.2 |
| Avg. Stride Length [m] | 6.6 | 7.5 | 7.3 | 7.3 | 7.3 | 7.2 | 7.0 | 6.8 |



- [] Ranking at each section and finish
- .-.- No data available at this section
- NA No data available



| | |
|--------------------------------|-----------------|
| Horse/Jockey Name | Brief Sojourn |
| Final Rank | 9 |
| Fastest Section Time (Section) | 0:11.79 (1200m) |
| Top Speed [km/h] (Section) | 62.0 (1200m) |
| Race State | Finished |



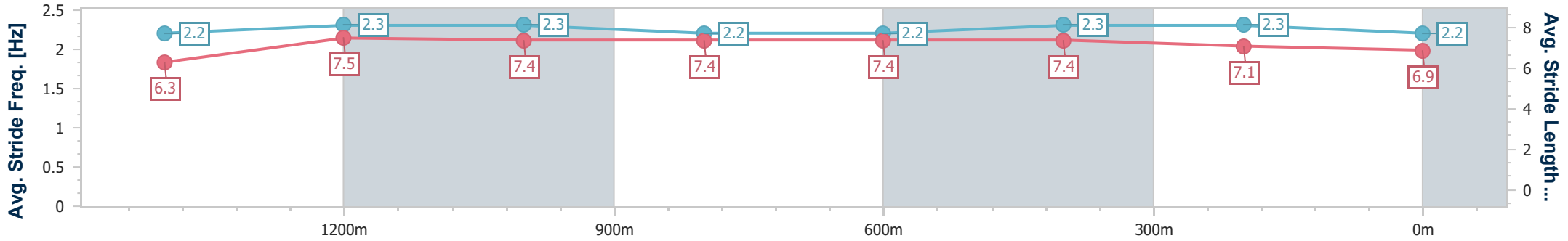
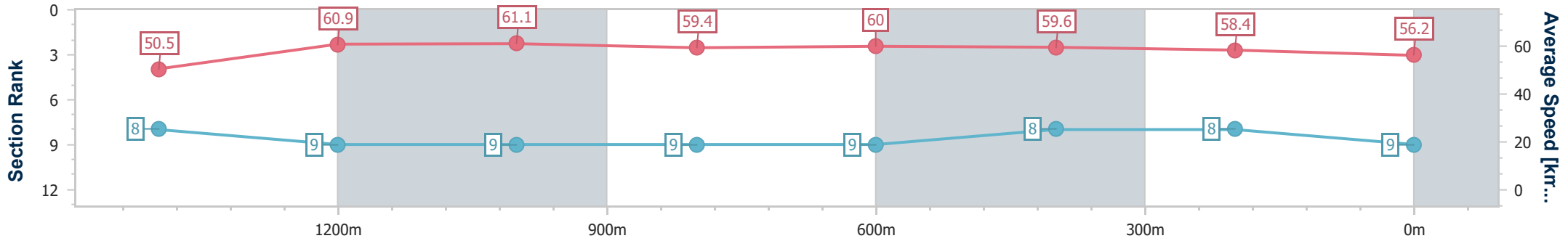
Ipswich QLD Professional
Race 2: RAY WHITE IPSWICH BENCHMARK 65 Handicap - 1670m



19 September 2024 - 13:12

Track Rating: Good 4, Weather: Fine, Rail Position: +1m Entire

| Section | Overall | 1400m | 1200m | 1000m | 800m | 600m | 400m | 200m | | | | | | |
|------------------------|--------------------------|--------------------------|--------------------------|--------------------------|--------------------------|--------------------------|--------------------------|--------------------------|--|--|--|--|--|--|
| Section Times | 1:44.18 [9] (0:19.24) | 1:24.94 [8] (0:11.80) | 1:13.14 [9] (0:11.79) | 1:01.35 [9] (0:12.11) | 0:49.24 [9] (0:11.99) | 0:37.25 [9] (0:12.07) | 0:25.18 [8] (0:12.42) | 0:12.76 [8] (0:12.76) | | | | | | |
| Average Speed [km/h] | 50.5 | 60.9 | 61.1 | 59.4 | 60.0 | 59.6 | 58.4 | 56.2 | | | | | | |
| Top Speed [km/h] | 61.7 | 61.8 | 62.0 | 60.3 | 60.9 | 60.0 | 59.5 | 57.1 | | | | | | |
| Avg. Dist. to Rail [m] | 2.5 | 0.3 | 0.2 | 0.2 | 0.6 | 0.3 | 2.2 | 5.0 | | | | | | |
| Avg. Stride Freq. [Hz] | 2.2 | 2.3 | 2.3 | 2.2 | 2.2 | 2.3 | 2.3 | 2.2 | | | | | | |
| Avg. Stride Length [m] | 6.3 | 7.5 | 7.4 | 7.4 | 7.4 | 7.4 | 7.1 | 6.9 | | | | | | |



- [] Ranking at each section and finish
- .-.- No data available at this section
- NA No data available



| | |
|--------------------------------|-----------------|
| Horse/Jockey Name | Whyteepee |
| Final Rank | 10 |
| Fastest Section Time (Section) | 0:11.89 (1200m) |
| Top Speed [km/h] (Section) | 62.0 (Overall) |
| Race State | Finished |



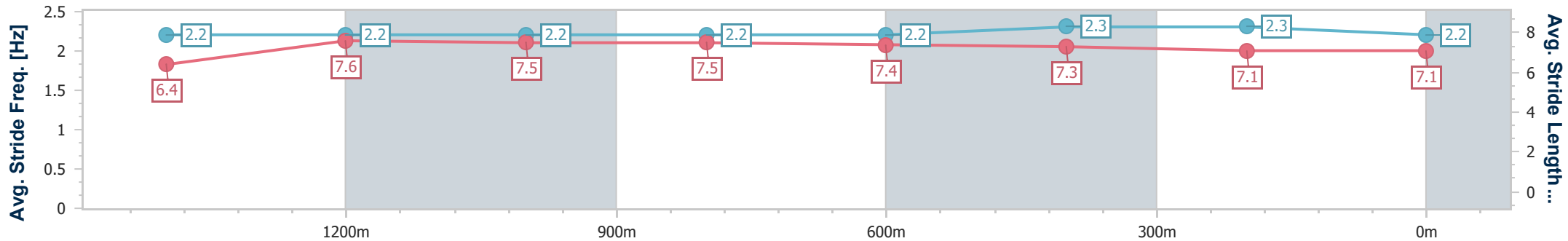
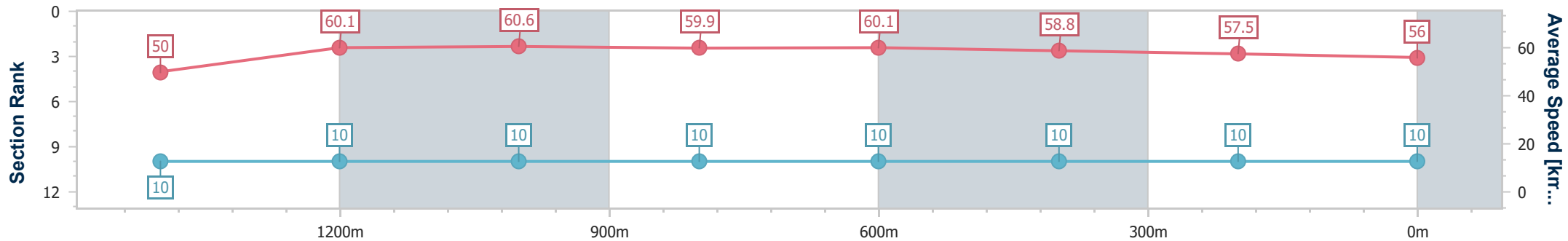
Ipswich QLD Professional
 Race 2: RAY WHITE IPSWICH BENCHMARK 65 Handicap - 1670m



19 September 2024 - 13:12

Track Rating: Good 4, Weather: Fine, Rail Position: +1m Entire

| Section | Overall | 1400m | 1200m | 1000m | 800m | 600m | 400m | 200m |
|------------------------|---------------------------|---------------------------|---------------------------|---------------------------|---------------------------|---------------------------|---------------------------|---------------------------|
| Section Times | 1:44.80 [10] (0:19.54) | 1:25.26 [10] (0:11.97) | 1:13.29 [10] (0:11.89) | 1:01.40 [10] (0:12.00) | 0:49.40 [10] (0:11.95) | 0:37.45 [10] (0:12.16) | 0:25.29 [10] (0:12.43) | 0:12.86 [10] (0:12.86) |
| Average Speed [km/h] | 50.0 | 60.1 | 60.6 | 59.9 | 60.1 | 58.8 | 57.5 | 56.0 |
| Top Speed [km/h] | 62.0 | 60.7 | 61.1 | 60.8 | 60.6 | 59.8 | 58.1 | 57.7 |
| Avg. Dist. to Rail [m] | 4.9 | 0.1 | 0.2 | 0.2 | 0.6 | 1.2 | 0.8 | 0.8 |
| Avg. Stride Freq. [Hz] | 2.2 | 2.2 | 2.2 | 2.2 | 2.2 | 2.3 | 2.3 | 2.2 |
| Avg. Stride Length [m] | 6.4 | 7.6 | 7.5 | 7.5 | 7.4 | 7.3 | 7.1 | 7.1 |



- [] Ranking at each section and finish
- .-.- No data available at this section
- NA No data available