

Track Rating: Good 4, Weather: Fine, Rail Position: +1m Entire

| Section | Field Times | Overall                                   | 1400m                | 1200m                | 1000m                | 800m                      | 600m                      | 400m                      | Last 600m                 |                           |                           |                           |         |    |
|---------|-------------|---|----------------------|----------------------|----------------------|---------------------------|---------------------------|---------------------------|---------------------------|---------------------------|---------------------------|---------------------------|---------|----|
|         |             | 1:43.82<br>(0:18.39)                      | 1:25.43<br>(0:11.89) | 1:13.54<br>(0:12.31) | 1:01.23<br>(0:12.32) | 0:48.91<br>(0:11.91)      | 0:37.00<br>(0:11.97)      | 0:25.03<br>(0:12.40)      | 0:37.00                   |                           |                           |                           |         |    |
| Rank    | TAB         | Horse/Jockey                              | Barrier              | Top Speed [km/h]     | Fastest Section      |                           |                           |                           |                           | Distance Travelled [m]    |                           |                           |         |    |
| 1       | 5           | <b>YUKANUMA</b><br>Jai Williams           | 13                   | 63.5<br>Overall      | 0:11.90<br>1400m     | 1:43.82 [1]<br>(0:18.67)  | 1:25.15 [3]<br>(0:11.90)  | 1:13.25 [2]<br>(0:12.25)  | 1:01.00 [2]<br>(0:12.23)  | 0:48.77 [2]<br>(0:11.92)  | 0:36.85 [2]<br>(0:11.98)  | 0:24.87 [2]<br>(0:12.28)  | 0:36.85 |    |
| 2       | 8           | <b>EMBOLDEN</b><br>Martin Harley          | 4                    | 63.7<br>400m         | 0:11.83<br>800m      | 1:43.82 [2]<br>(0:19.29)  | 1:24.53 [7]<br>(0:12.01)  | 1:12.52 [7]<br>(0:12.36)  | 1:00.16 [7]<br>(0:12.26)  | 0:47.90 [7]<br>(0:11.83)  | 0:36.07 [7]<br>(0:11.90)  | 0:24.17 [6]<br>(0:11.91)  | 0:36.07 | +3 |
| 3       | 15          | <b>STAR CHANCE</b><br>Corey Bayliss       | 19                   | 61.9<br>200m         | 0:11.84<br>1400m     | 1:44.08 [3]<br>(0:20.06)  | 1:24.02 [11]<br>(0:11.84) | 1:12.18 [11]<br>(0:12.25) | 0:59.93 [10]<br>(0:12.21) | 0:47.72 [10]<br>(0:11.90) | 0:35.82 [10]<br>(0:11.87) | 0:23.95 [11]<br>(0:11.95) | 0:35.82 | +1 |
| 4       | 1           | <b>CHANCE WITH WOLVES</b><br>Robbie Dolan | 11                   | 62.6<br>Overall      | 0:11.80<br>800m      | 1:44.18 [4]<br>(0:19.05)  | 1:25.13 [5]<br>(0:12.09)  | 1:13.04 [6]<br>(0:12.32)  | 1:00.72 [6]<br>(0:12.26)  | 0:48.46 [6]<br>(0:11.80)  | 0:36.66 [5]<br>(0:12.09)  | 0:24.57 [5]<br>(0:12.10)  | 0:36.66 | -1 |
| 5       | 10          | <b>SATASHI</b><br>Emily Lang              | 7                    | 62.8<br>Overall      | 0:11.85<br>800m      | 1:44.20 [5]<br>(0:18.75)  | 1:25.45 [4]<br>(0:12.01)  | 1:13.44 [4]<br>(0:12.30)  | 1:01.14 [4]<br>(0:12.29)  | 0:48.85 [3]<br>(0:11.85)  | 0:37.00 [3]<br>(0:11.91)  | 0:25.09 [3]<br>(0:12.29)  | 0:37.00 | +2 |
| 6       | 12          | <b>QUICK SHOT</b><br>Jason Taylor         | 12                   | 64.1<br>Overall      | 0:11.89<br>1400m     | 1:44.26 [6]<br>(0:18.39)  | 1:25.87 [1]<br>(0:11.89)  | 1:13.98 [1]<br>(0:12.31)  | 1:01.67 [1]<br>(0:12.32)  | 0:49.35 [1]<br>(0:11.91)  | 0:37.44 [1]<br>(0:11.97)  | 0:25.47 [1]<br>(0:12.40)  | 0:37.44 | +1 |
| 7       | 19          | <b>TERMITE</b><br>Alisha Donald           | 2                    | 61.6<br>Overall      | 0:11.92<br>800m      | 1:44.44 [7]<br>(0:19.11)  | 1:25.33 [6]<br>(0:11.97)  | 1:13.36 [5]<br>(0:12.30)  | 1:01.06 [5]<br>(0:12.33)  | 0:48.73 [5]<br>(0:11.92)  | 0:36.81 [6]<br>(0:12.20)  | 0:24.61 [7]<br>(0:12.17)  | 0:36.81 | +3 |
| 8       | 4           | <b>BRINGME</b><br>Karl Zechner            | 15                   | 61.9<br>600m         | 0:11.91<br>600m      | 1:44.47 [8]<br>(0:19.52)  | 1:24.95 [8]<br>(0:12.03)  | 1:12.92 [8]<br>(0:12.42)  | 1:00.50 [9]<br>(0:12.23)  | 0:48.27 [9]<br>(0:11.94)  | 0:36.33 [9]<br>(0:11.91)  | 0:24.42 [10]<br>(0:11.97) | 0:36.33 | +2 |
| 9       | 7           | <b>GULF OF SIDRA</b><br>Olivia Kendal     | 18                   | 62.8<br>800m         | 0:11.70<br>600m      | 1:44.68 [9]<br>(0:19.88)  | 1:24.80 [10]<br>(0:11.97) | 1:12.83 [10]<br>(0:12.33) | 1:00.50 [11]<br>(0:12.25) | 0:48.25 [11]<br>(0:11.90) | 0:36.35 [11]<br>(0:11.70) | 0:24.65 [9]<br>(0:12.09)  | 0:36.35 | +6 |
| 10      | 13          | <b>DUCHESS BREE</b><br>Rob Thorburn       | 10                   | 61.7<br>600m         | 0:11.89<br>1400m     | 1:44.70 [10]<br>(0:19.69) | 1:25.01 [9]<br>(0:11.89)  | 1:13.12 [9]<br>(0:12.29)  | 1:00.83 [8]<br>(0:12.26)  | 0:48.57 [8]<br>(0:11.89)  | 0:36.68 [8]<br>(0:12.00)  | 0:24.68 [8]<br>(0:12.04)  | 0:36.68 | +0 |

Scratched: The Love Of Mary (#17), Milagro (#9), Brief Sojourn (#20), Nippa's Nightcap (#3), Helen's Dream (#11), The Wellian (#14), Zephyrz Zoom (#16), Eastown (#2), Champagnes On Me (#6)



# Ipswich QLD Professional

Race 8: GORDON'S GIN RATINGS BAND 0 - 58 Handicap - 1670m

19 September 2024 - 16:59



Track Rating: Good 4, Weather: Fine, Rail Position: +1m Entire

| Section     | Overall              | 1400m                | 1200m                | 1000m                | 800m                 | 600m                 | 400m                 | Last 600m |
|-------------|----------------------|----------------------|----------------------|----------------------|----------------------|----------------------|----------------------|-----------|
| Field Times | 1:43.82<br>(0:18.39) | 1:25.43<br>(0:11.89) | 1:13.54<br>(0:12.31) | 1:01.23<br>(0:12.32) | 0:48.91<br>(0:11.91) | 0:37.00<br>(0:11.97) | 0:25.03<br>(0:12.40) | 0:37.00   |

| Rank | TAB | Horse/Jockey        | Barrier | Top Speed [km/h] | Fastest Section | Overall      | 1400m       | 1200m       | 1000m       | 800m        | 600m        | 400m        | Last 600m | Distance Travelled [m] |
|------|-----|---------------------|---------|------------------|-----------------|--------------|-------------|-------------|-------------|-------------|-------------|-------------|-----------|------------------------|
| 11   | 18  | FORCE ME            | 5       | 62.8             | 0:12.00         | 1:45.25 [11] | 1:26.67 [2] | 1:14.62 [3] | 1:02.27 [3] | 0:49.89 [4] | 0:37.89 [4] | 0:25.65 [4] | 0:37.89   | +1                     |
|      |     | Georgina Cartwright |         | Overall          | 800m            | (0:18.58)    | (0:12.05)   | (0:12.35)   | (0:12.38)   | (0:12.00)   | (0:12.24)   | (0:12.52)   |           |                        |

Scratched: The Love Of Mary (#17), Milagro (#9), Brief Sojourn (#20), Nippa's Nightcap (#3), Helen's Dream (#11), The Wellian (#14), Zephyrz Zoom (#16), Eastown (#2), Champagnes On Me (#6)

[ ] Ranking at each section and finish  
 -:-:- No data available at this section  
 NA No data available

SCN Saddle cloth number  
 DNF Did not finish  
 DNT Did not track

Track Rating: Good 4, Weather: Fine, Rail Position: +1m Entire

| Section     |     |   |         | 200m                 |                  |                           |         | Last 600m |                        |
|-------------|-----|---|---------|----------------------|------------------|---------------------------|---------|-----------|------------------------|
| Field Times |     |   |         | 0:12.63<br>(0:12.63) |                  |                           |         | 0:37.00   |                        |
| Rank        | TAB | Horse/Jockey                              | Barrier | Top Speed [km/h]     | Fastest Section  | Margin                    |         |           | Distance Travelled [m] |
| 1           | 5   | <b>YUKANUMA</b><br>Jai Williams           | 13      | 63.5<br>Overall      | 0:11.90<br>1400m | 0:12.59 [2]<br>(0:12.59)  | 1:43.82 |           | 0:36.85                |
| 2           | 8   | <b>EMBOLDEN</b><br>Martin Harley          | 4       | 63.7<br>400m         | 0:11.83<br>800m  | 0:12.26 [4]<br>(0:12.26)  | 0.02L   |           | 0:36.07 +3             |
| 3           | 15  | <b>STAR CHANCE</b><br>Corey Bayliss       | 19      | 61.9<br>200m         | 0:11.84<br>1400m | 0:12.00 [9]<br>(0:12.00)  | 1.55L   |           | 0:35.82 +1             |
| 4           | 1   | <b>CHANCE WITH WOLVES</b><br>Robbie Dolan | 11      | 62.6<br>Overall      | 0:11.80<br>800m  | 0:12.47 [5]<br>(0:12.47)  | 2.1L    |           | 0:36.66 -1             |
| 5           | 10  | <b>SATASHI</b><br>Emily Lang              | 7       | 62.8<br>Overall      | 0:11.85<br>800m  | 0:12.80 [3]<br>(0:12.80)  | 2.25L   |           | 0:37.00 +2             |
| 6           | 12  | <b>QUICK SHOT</b><br>Jason Taylor         | 12      | 64.1<br>Overall      | 0:11.89<br>1400m | 0:13.07 [1]<br>(0:13.07)  | 2.61L   |           | 0:37.44 +1             |
| 7           | 19  | <b>TERMITE</b><br>Alisha Donald           | 2       | 61.6<br>Overall      | 0:11.92<br>800m  | 0:12.44 [6]<br>(0:12.44)  | 3.67L   |           | 0:36.81 +3             |
| 8           | 4   | <b>BRINGME</b><br>Karl Zechner            | 15      | 61.9<br>600m         | 0:11.91<br>600m  | 0:12.45 [7]<br>(0:12.45)  | 3.85L   |           | 0:36.33 +2             |
| 9           | 7   | <b>GULF OF SIDRA</b><br>Olivia Kendal     | 18      | 62.8<br>800m         | 0:11.70<br>600m  | 0:12.56 [11]<br>(0:12.56) | 5.06L   |           | 0:36.35 +6             |
| 10          | 13  | <b>DUCHESS BREE</b><br>Rob Thorburn       | 10      | 61.7<br>600m         | 0:11.89<br>1400m | 0:12.64 [8]<br>(0:12.64)  | 5.16L   |           | 0:36.68 +0             |

Scratched: The Love Of Mary (#17), Milagro (#9), Brief Sojourn (#20), Nippa's Nightcap (#3), Helen's Dream (#11), The Wellian (#14), Zephyrz Zoom (#16), Eastown (#2), Champagnes On Me (#6)



# Ipswich QLD Professional

Race 8: GORDON'S GIN RATINGS BAND 0 - 58 Handicap - 1670m

19 September 2024 - 16:59



Track Rating: Good 4, Weather: Fine, Rail Position: +1m Entire

| Section     |                     | 200m                 |                  | Last 600m       |              |                        |
|-------------|---------------------|----------------------|------------------|-----------------|--------------|------------------------|
| Field Times |                     | 0:12.63<br>(0:12.63) |                  | 0:37.00         |              |                        |
| Rank        | TAB Horse/Jockey    | Barrier              | Top Speed [km/h] | Fastest Section | Margin       | Distance Travelled [m] |
| 11          | 18 FORCE ME         | 5                    | 62.8             | 0:12.00         | 0:13.13 [10] | 8.44L                  |
|             | Georgina Cartwright |                      | Overall          | 800m            | (0:13.13)    |                        |
|             |                     |                      |                  |                 |              | 0:37.89 +1             |

Scratched: The Love Of Mary (#17), Milagro (#9), Brief Sojourn (#20), Nippa's Nightcap (#3), Helen's Dream (#11), The Wellian (#14), Zephyrz Zoom (#16), Eastown (#2), Champagnes On Me (#6)

[ ] Ranking at each section and finish  
 -:-:- No data available at this section  
 NA No data available

SCN Saddle cloth number  
 DNF Did not finish  
 DNT Did not track



|                                |                 |
|--------------------------------|-----------------|
| Horse/Jockey Name              | Yukanuma        |
| Final Rank                     | 1               |
| Fastest Section Time (Section) | 0:11.90 (1400m) |
| Top Speed [km/h] (Section)     | 63.5 (Overall)  |
| Race State                     | Finished        |



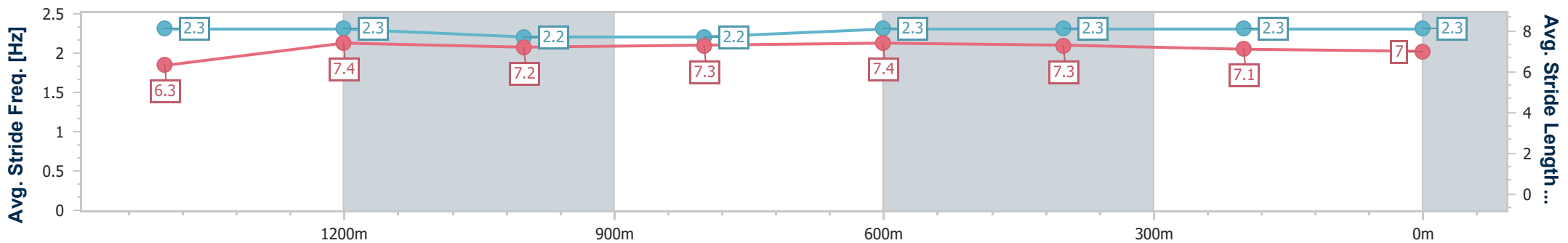
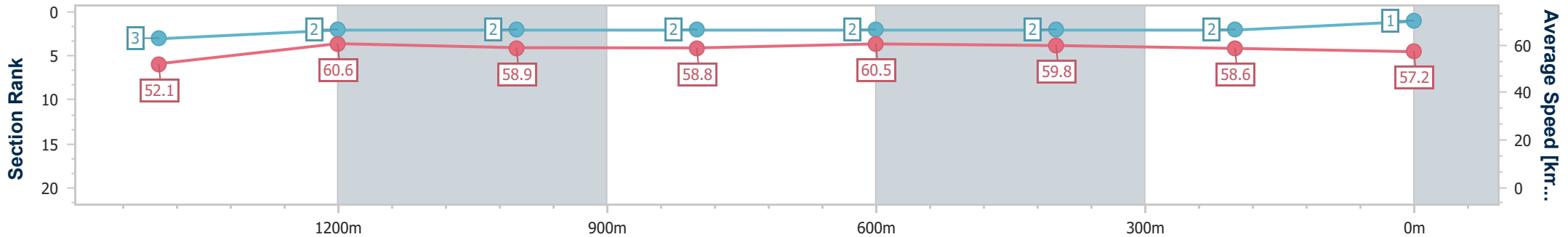
Ipswich QLD Professional  
Race 8: GORDON'S GIN RATINGS BAND 0 - 58 Handicap - 1670m



19 September 2024 - 16:59

Track Rating: Good 4, Weather: Fine, Rail Position: +1m Entire

| Section                | Overall                  | 1400m                    | 1200m                    | 1000m                    | 800m                     | 600m                     | 400m                     | 200m                     |
|------------------------|--------------------------|--------------------------|--------------------------|--------------------------|--------------------------|--------------------------|--------------------------|--------------------------|
| Section Times          | 1:43.82 [1]<br>(0:18.67) | 1:25.15 [3]<br>(0:11.90) | 1:13.25 [2]<br>(0:12.25) | 1:01.00 [2]<br>(0:12.23) | 0:48.77 [2]<br>(0:11.92) | 0:36.85 [2]<br>(0:11.98) | 0:24.87 [2]<br>(0:12.28) | 0:12.59 [2]<br>(0:12.59) |
| Average Speed [km/h]   | 52.1                     | 60.6                     | 58.9                     | 58.8                     | 60.5                     | 59.8                     | 58.6                     | 57.2                     |
| Top Speed [km/h]       | 63.5                     | 62.9                     | 60.4                     | 60.2                     | 60.7                     | 60.6                     | 59.9                     | 58.2                     |
| Avg. Dist. to Rail [m] | 6.3                      | 0.5                      | 0.4                      | 0.7                      | 0.2                      | 0.5                      | 0.7                      | 2.0                      |
| Avg. Stride Freq. [Hz] | 2.3                      | 2.3                      | 2.2                      | 2.2                      | 2.3                      | 2.3                      | 2.3                      | 2.3                      |
| Avg. Stride Length [m] | 6.3                      | 7.4                      | 7.2                      | 7.3                      | 7.4                      | 7.3                      | 7.1                      | 7.0                      |



- [ ] Ranking at each section and finish
- .-.- No data available at this section
- NA No data available



|                                |                |
|--------------------------------|----------------|
| Horse/Jockey Name              | Embolden       |
| Final Rank                     | 2              |
| Fastest Section Time (Section) | 0:11.83 (800m) |
| Top Speed [km/h] (Section)     | 63.7 (400m)    |
| Race State                     | Finished       |



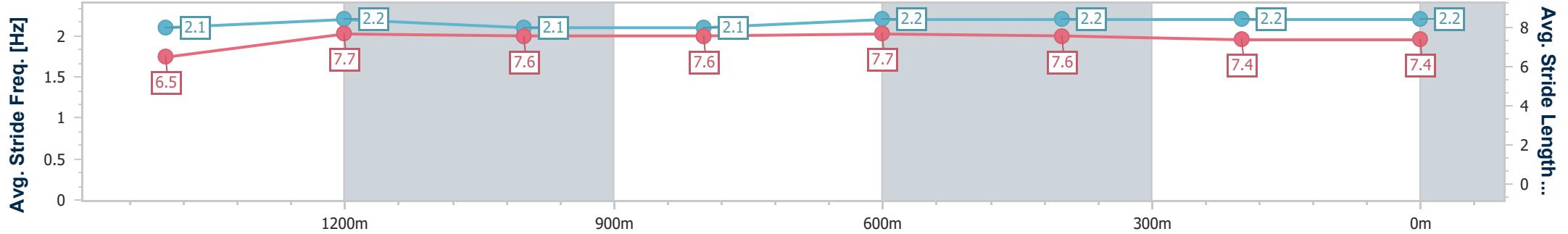
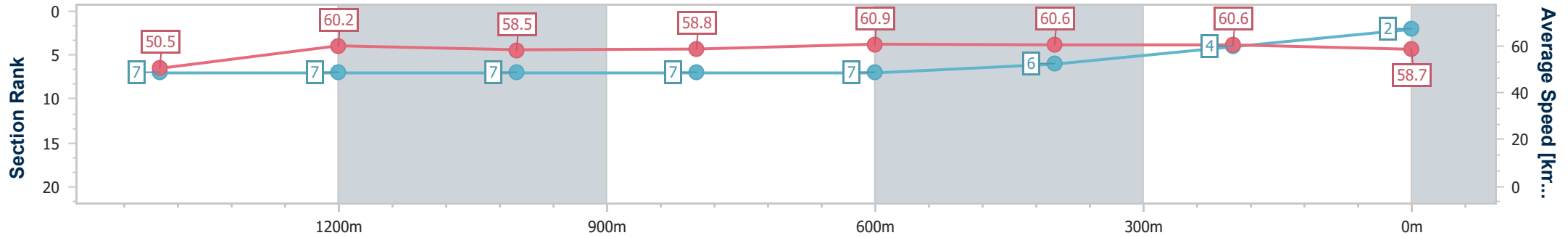
Ipswich QLD Professional  
Race 8: GORDON'S GIN RATINGS BAND 0 - 58 Handicap - 1670m



19 September 2024 - 16:59

Track Rating: Good 4, Weather: Fine, Rail Position: +1m Entire

| Section                | Overall                  | 1400m                    | 1200m                    | 1000m                    | 800m                     | 600m                     | 400m                     | 200m                     |
|------------------------|--------------------------|--------------------------|--------------------------|--------------------------|--------------------------|--------------------------|--------------------------|--------------------------|
| Section Times          | 1:43.82 [2]<br>(0:19.29) | 1:24.53 [7]<br>(0:12.01) | 1:12.52 [7]<br>(0:12.36) | 1:00.16 [7]<br>(0:12.26) | 0:47.90 [7]<br>(0:11.83) | 0:36.07 [7]<br>(0:11.90) | 0:24.17 [6]<br>(0:11.91) | 0:12.26 [4]<br>(0:12.26) |
| Average Speed [km/h]   | 50.5                     | 60.2                     | 58.5                     | 58.8                     | 60.9                     | 60.6                     | 60.6                     | 58.7                     |
| Top Speed [km/h]       | 61.8                     | 61.1                     | 59.2                     | 60.0                     | 61.6                     | 61.0                     | 63.7                     | 60.5                     |
| Avg. Dist. to Rail [m] | 2.8                      | 0.7                      | 0.9                      | 0.8                      | 0.2                      | 0.4                      | 1.6                      | 4.1                      |
| Avg. Stride Freq. [Hz] | 2.1                      | 2.2                      | 2.1                      | 2.1                      | 2.2                      | 2.2                      | 2.2                      | 2.2                      |
| Avg. Stride Length [m] | 6.5                      | 7.7                      | 7.6                      | 7.6                      | 7.7                      | 7.6                      | 7.4                      | 7.4                      |



- [ ] Ranking at each section and finish
- .-.- No data available at this section
- NA No data available



|                                |                 |
|--------------------------------|-----------------|
| Horse/Jockey Name              | Star Chance     |
| Final Rank                     | 3               |
| Fastest Section Time (Section) | 0:11.84 (1400m) |
| Top Speed [km/h] (Section)     | 61.9 (200m)     |
| Race State                     | Finished        |



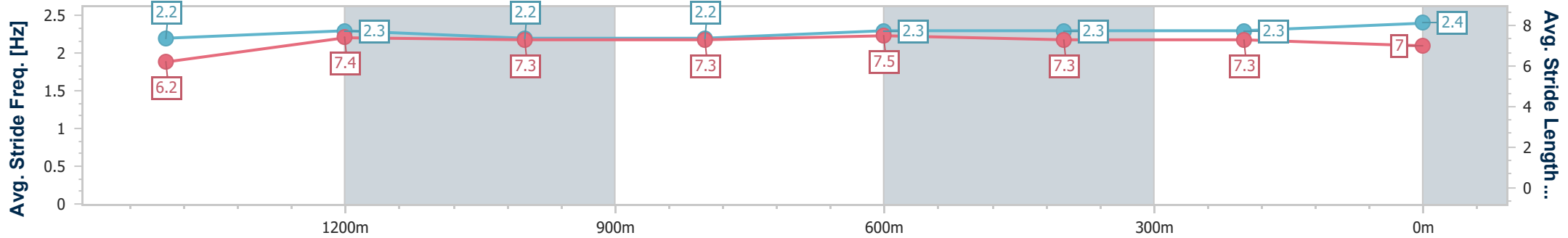
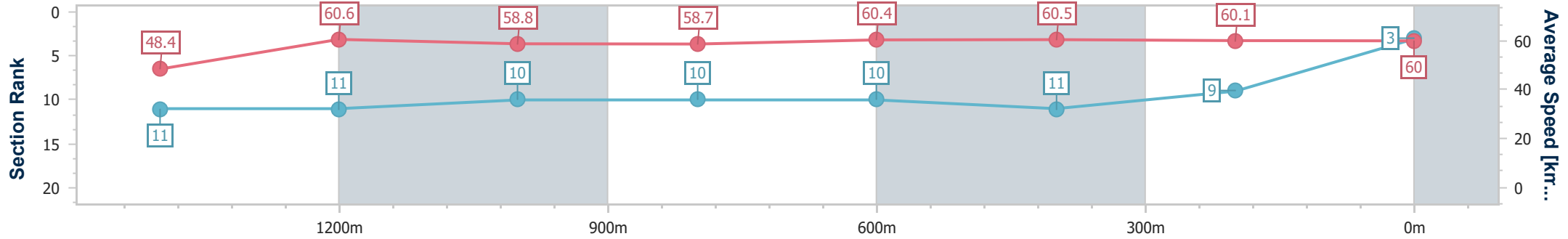
Ipswich QLD Professional  
Race 8: GORDON'S GIN RATINGS BAND 0 - 58 Handicap - 1670m



19 September 2024 - 16:59

Track Rating: Good 4, Weather: Fine, Rail Position: +1m Entire

| Section                | Overall                  | 1400m                     | 1200m                     | 1000m                     | 800m                      | 600m                      | 400m                      | 200m                     |  |  |  |  |  |
|------------------------|--------------------------|---------------------------|---------------------------|---------------------------|---------------------------|---------------------------|---------------------------|--------------------------|--|--|--|--|--|
| Section Times          | 1:44.08 [3]<br>(0:20.06) | 1:24.02 [11]<br>(0:11.84) | 1:12.18 [11]<br>(0:12.25) | 0:59.93 [10]<br>(0:12.21) | 0:47.72 [10]<br>(0:11.90) | 0:35.82 [10]<br>(0:11.87) | 0:23.95 [11]<br>(0:11.95) | 0:12.00 [9]<br>(0:12.00) |  |  |  |  |  |
| Average Speed [km/h]   | 48.4                     | 60.6                      | 58.8                      | 58.7                      | 60.4                      | 60.5                      | 60.1                      | 60.0                     |  |  |  |  |  |
| Top Speed [km/h]       | 59.8                     | 61.0                      | 60.0                      | 60.2                      | 61.5                      | 61.6                      | 61.5                      | 61.9                     |  |  |  |  |  |
| Avg. Dist. to Rail [m] | 6.9                      | 0.6                       | 0.4                       | 0.6                       | 1.0                       | 1.0                       | 1.2                       | 4.7                      |  |  |  |  |  |
| Avg. Stride Freq. [Hz] | 2.2                      | 2.3                       | 2.2                       | 2.2                       | 2.3                       | 2.3                       | 2.3                       | 2.4                      |  |  |  |  |  |
| Avg. Stride Length [m] | 6.2                      | 7.4                       | 7.3                       | 7.3                       | 7.5                       | 7.3                       | 7.3                       | 7.0                      |  |  |  |  |  |



- [ ] Ranking at each section and finish
- .-.- No data available at this section
- NA No data available



|                                |                    |
|--------------------------------|--------------------|
| Horse/Jockey Name              | Chance With Wolves |
| Final Rank                     | 4                  |
| Fastest Section Time (Section) | 0:11.80 (800m)     |
| Top Speed [km/h] (Section)     | 62.6 (Overall)     |
| Race State                     | Finished           |



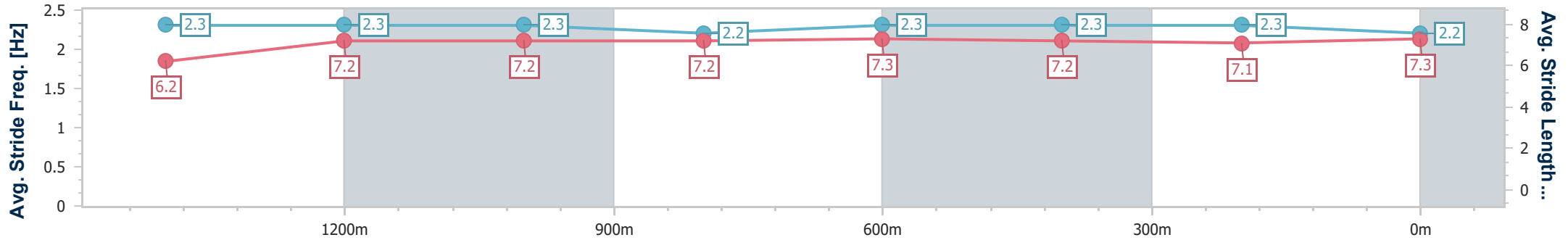
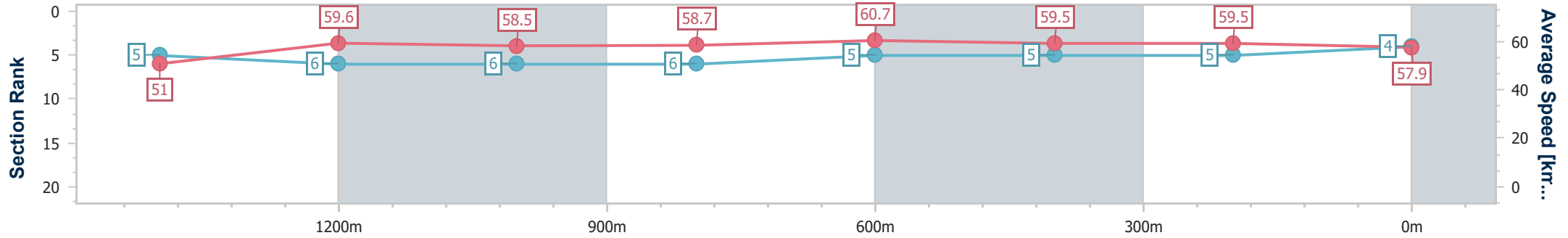
Ipswich QLD Professional  
Race 8: GORDON'S GIN RATINGS BAND 0 - 58 Handicap - 1670m



19 September 2024 - 16:59

Track Rating: Good 4, Weather: Fine, Rail Position: +1m Entire

| Section                | Overall                  | 1400m                    | 1200m                    | 1000m                    | 800m                     | 600m                     | 400m                     | 200m                     |
|------------------------|--------------------------|--------------------------|--------------------------|--------------------------|--------------------------|--------------------------|--------------------------|--------------------------|
| Section Times          | 1:44.18 [4]<br>(0:19.05) | 1:25.13 [5]<br>(0:12.09) | 1:13.04 [6]<br>(0:12.32) | 1:00.72 [6]<br>(0:12.26) | 0:48.46 [6]<br>(0:11.80) | 0:36.66 [5]<br>(0:12.09) | 0:24.57 [5]<br>(0:12.10) | 0:12.47 [5]<br>(0:12.47) |
| Average Speed [km/h]   | 51.0                     | 59.6                     | 58.5                     | 58.7                     | 60.7                     | 59.5                     | 59.5                     | 57.9                     |
| Top Speed [km/h]       | 62.6                     | 61.3                     | 59.1                     | 59.8                     | 62.0                     | 60.3                     | 60.8                     | 59.6                     |
| Avg. Dist. to Rail [m] | 4.1                      | 0.5                      | 0.3                      | 0.3                      | 0.8                      | 0.6                      | 0.3                      | 0.5                      |
| Avg. Stride Freq. [Hz] | 2.3                      | 2.3                      | 2.3                      | 2.2                      | 2.3                      | 2.3                      | 2.3                      | 2.2                      |
| Avg. Stride Length [m] | 6.2                      | 7.2                      | 7.2                      | 7.2                      | 7.3                      | 7.2                      | 7.1                      | 7.3                      |



- [ ] Ranking at each section and finish
- .-.- No data available at this section
- NA No data available





|                                |                |
|--------------------------------|----------------|
| Horse/Jockey Name              | Satashi        |
| Final Rank                     | 5              |
| Fastest Section Time (Section) | 0:11.85 (800m) |
| Top Speed [km/h] (Section)     | 62.8 (Overall) |
| Race State                     | Finished       |



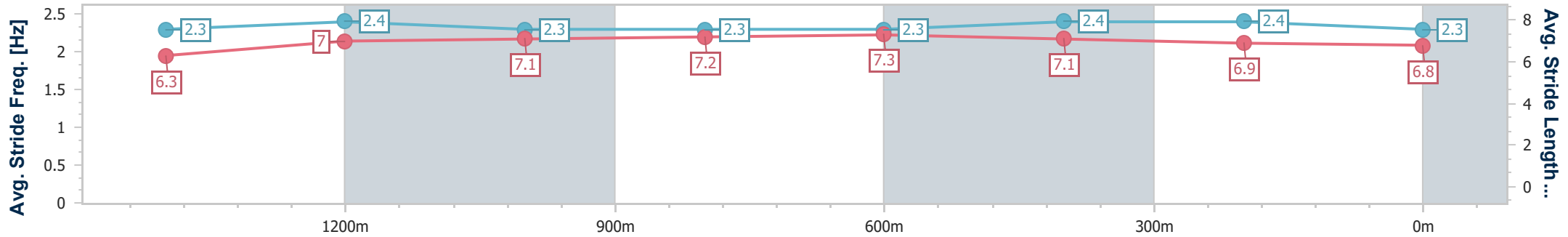
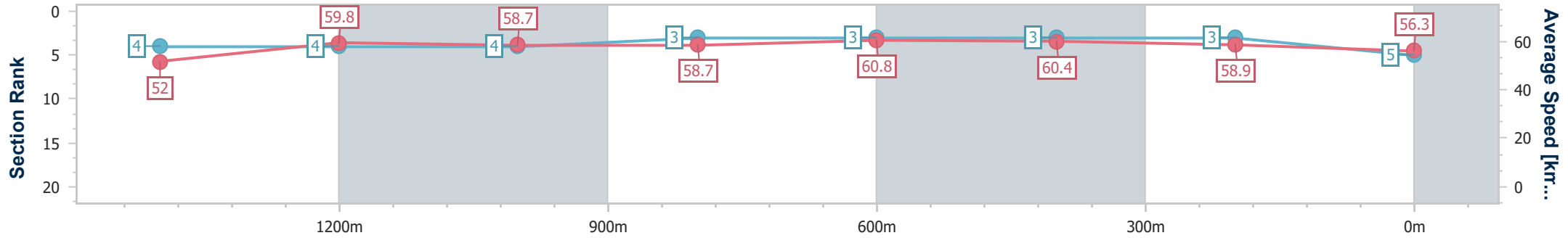
Ipswich QLD Professional  
Race 8: GORDON'S GIN RATINGS BAND 0 - 58 Handicap - 1670m



19 September 2024 - 16:59

Track Rating: Good 4, Weather: Fine, Rail Position: +1m Entire

| Section                | Overall                  | 1400m                    | 1200m                    | 1000m                    | 800m                     | 600m                     | 400m                     | 200m                     |
|------------------------|--------------------------|--------------------------|--------------------------|--------------------------|--------------------------|--------------------------|--------------------------|--------------------------|
| Section Times          | 1:44.20 [5]<br>(0:18.75) | 1:25.45 [4]<br>(0:12.01) | 1:13.44 [4]<br>(0:12.30) | 1:01.14 [4]<br>(0:12.29) | 0:48.85 [3]<br>(0:11.85) | 0:37.00 [3]<br>(0:11.91) | 0:25.09 [3]<br>(0:12.29) | 0:12.80 [3]<br>(0:12.80) |
| Average Speed [km/h]   | 52.0                     | 59.8                     | 58.7                     | 58.7                     | 60.8                     | 60.4                     | 58.9                     | 56.3                     |
| Top Speed [km/h]       | 62.8                     | 61.4                     | 59.3                     | 60.0                     | 61.6                     | 61.6                     | 61.6                     | 58.5                     |
| Avg. Dist. to Rail [m] | 3.5                      | 0.2                      | 0.3                      | 0.5                      | 0.2                      | 0.4                      | 2.0                      | 3.5                      |
| Avg. Stride Freq. [Hz] | 2.3                      | 2.4                      | 2.3                      | 2.3                      | 2.3                      | 2.4                      | 2.4                      | 2.3                      |
| Avg. Stride Length [m] | 6.3                      | 7.0                      | 7.1                      | 7.2                      | 7.3                      | 7.1                      | 6.9                      | 6.8                      |



- [ ] Ranking at each section and finish
- .-.- No data available at this section
- NA No data available



|                                |                 |
|--------------------------------|-----------------|
| Horse/Jockey Name              | Quick Shot      |
| Final Rank                     | 6               |
| Fastest Section Time (Section) | 0:11.89 (1400m) |
| Top Speed [km/h] (Section)     | 64.1 (Overall)  |
| Race State                     | Finished        |



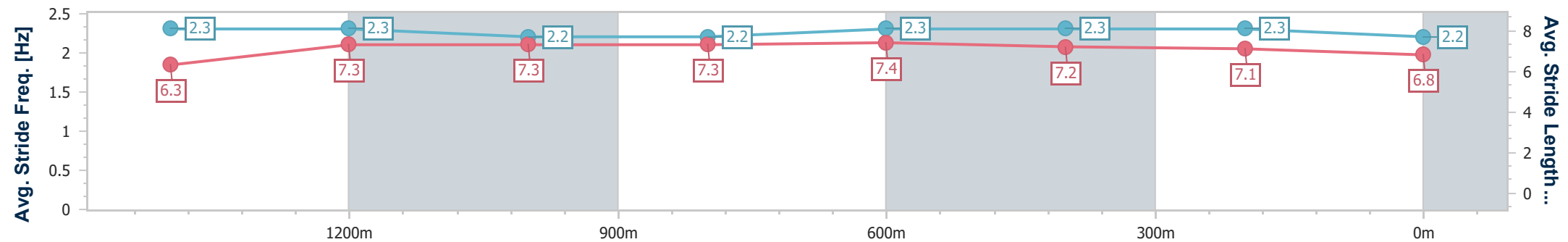
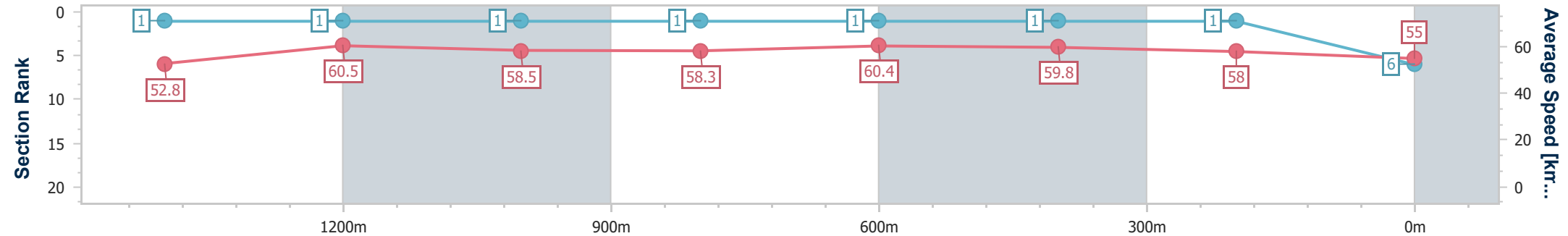
Ipswich QLD Professional  
Race 8: GORDON'S GIN RATINGS BAND 0 - 58 Handicap - 1670m



19 September 2024 - 16:59

Track Rating: Good 4, Weather: Fine, Rail Position: +1m Entire

| Section                | Overall                  | 1400m                    | 1200m                    | 1000m                    | 800m                     | 600m                     | 400m                     | 200m                     |  |  |  |  |  |
|------------------------|--------------------------|--------------------------|--------------------------|--------------------------|--------------------------|--------------------------|--------------------------|--------------------------|--|--|--|--|--|
| Section Times          | 1:44.26 [6]<br>(0:18.39) | 1:25.87 [1]<br>(0:11.89) | 1:13.98 [1]<br>(0:12.31) | 1:01.67 [1]<br>(0:12.32) | 0:49.35 [1]<br>(0:11.91) | 0:37.44 [1]<br>(0:11.97) | 0:25.47 [1]<br>(0:12.40) | 0:13.07 [1]<br>(0:13.07) |  |  |  |  |  |
| Average Speed [km/h]   | 52.8                     | 60.5                     | 58.5                     | 58.3                     | 60.4                     | 59.8                     | 58.0                     | 55.0                     |  |  |  |  |  |
| Top Speed [km/h]       | 64.1                     | 62.0                     | 59.2                     | 59.9                     | 60.9                     | 60.7                     | 59.1                     | 56.7                     |  |  |  |  |  |
| Avg. Dist. to Rail [m] | 5.2                      | 0.4                      | 0.3                      | 0.4                      | 0.4                      | 0.7                      | 1.2                      | 0.7                      |  |  |  |  |  |
| Avg. Stride Freq. [Hz] | 2.3                      | 2.3                      | 2.2                      | 2.2                      | 2.3                      | 2.3                      | 2.3                      | 2.2                      |  |  |  |  |  |
| Avg. Stride Length [m] | 6.3                      | 7.3                      | 7.3                      | 7.3                      | 7.4                      | 7.2                      | 7.1                      | 6.8                      |  |  |  |  |  |



- [ ] Ranking at each section and finish
- .-.- No data available at this section
- NA No data available



|                                |                |
|--------------------------------|----------------|
| Horse/Jockey Name              | Termite        |
| Final Rank                     | 7              |
| Fastest Section Time (Section) | 0:11.92 (800m) |
| Top Speed [km/h] (Section)     | 61.6 (Overall) |
| Race State                     | Finished       |



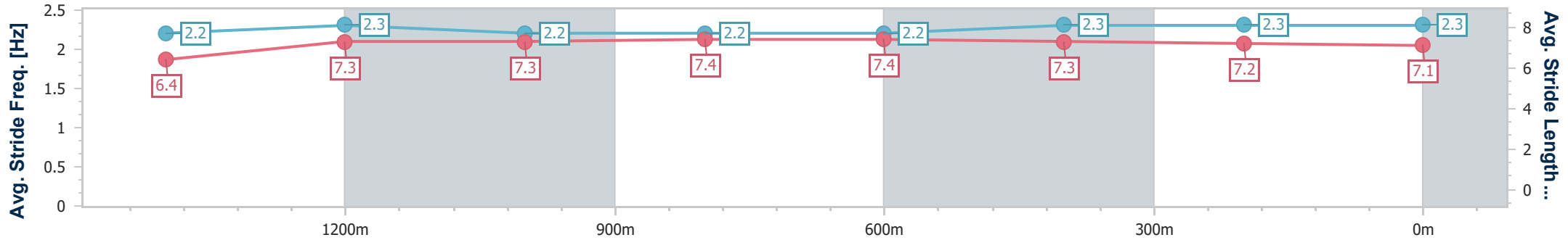
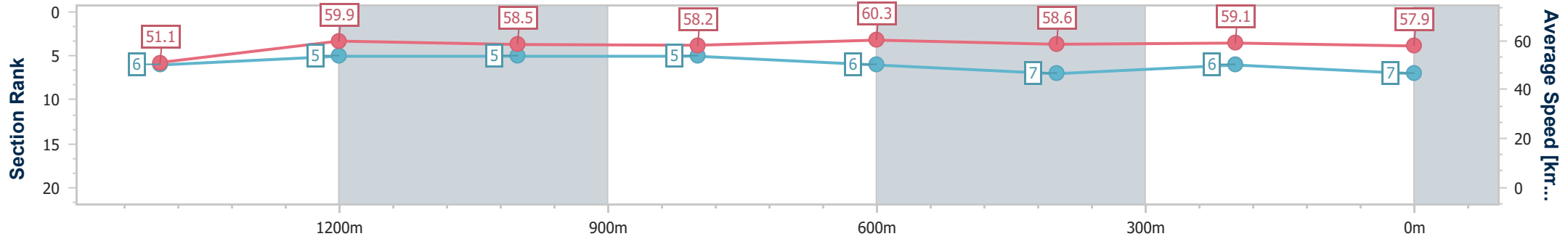
Ipswich QLD Professional  
Race 8: GORDON'S GIN RATINGS BAND 0 - 58 Handicap - 1670m



19 September 2024 - 16:59

Track Rating: Good 4, Weather: Fine, Rail Position: +1m Entire

| Section                | Overall                  | 1400m                    | 1200m                    | 1000m                    | 800m                     | 600m                     | 400m                     | 200m                     |
|------------------------|--------------------------|--------------------------|--------------------------|--------------------------|--------------------------|--------------------------|--------------------------|--------------------------|
| Section Times          | 1:44.44 [7]<br>(0:19.11) | 1:25.33 [6]<br>(0:11.97) | 1:13.36 [5]<br>(0:12.30) | 1:01.06 [5]<br>(0:12.33) | 0:48.73 [5]<br>(0:11.92) | 0:36.81 [6]<br>(0:12.20) | 0:24.61 [7]<br>(0:12.17) | 0:12.44 [6]<br>(0:12.44) |
| Average Speed [km/h]   | 51.1                     | 59.9                     | 58.5                     | 58.2                     | 60.3                     | 58.6                     | 59.1                     | 57.9                     |
| Top Speed [km/h]       | 61.6                     | 61.3                     | 59.0                     | 59.4                     | 60.7                     | 59.6                     | 59.9                     | 59.9                     |
| Avg. Dist. to Rail [m] | 2.0                      | 0.6                      | 0.3                      | 0.5                      | 1.1                      | 1.2                      | 1.0                      | 2.1                      |
| Avg. Stride Freq. [Hz] | 2.2                      | 2.3                      | 2.2                      | 2.2                      | 2.2                      | 2.3                      | 2.3                      | 2.3                      |
| Avg. Stride Length [m] | 6.4                      | 7.3                      | 7.3                      | 7.4                      | 7.4                      | 7.3                      | 7.2                      | 7.1                      |



- [ ] Ranking at each section and finish
- .-.- No data available at this section
- NA No data available



|                                |                |
|--------------------------------|----------------|
| Horse/Jockey Name              | Bringme        |
| Final Rank                     | 8              |
| Fastest Section Time (Section) | 0:11.91 (600m) |
| Top Speed [km/h] (Section)     | 61.9 (600m)    |
| Race State                     | Finished       |



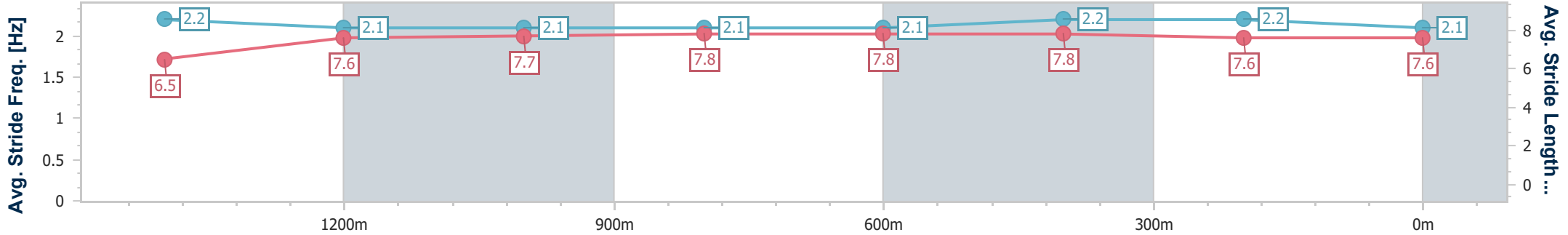
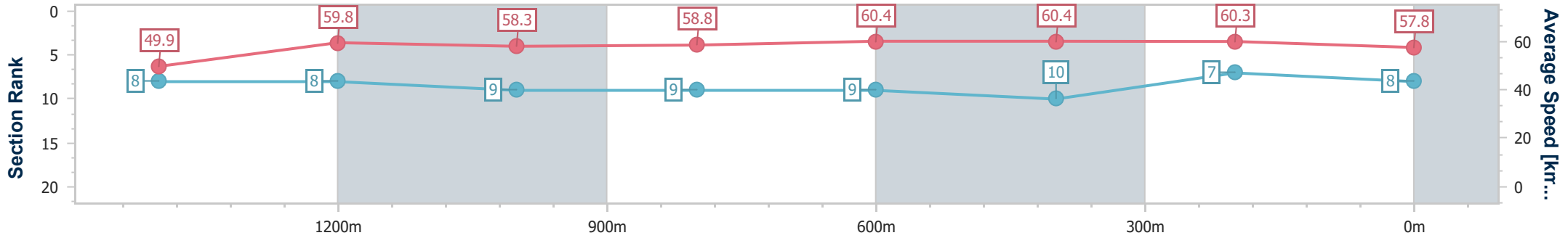
Ipswich QLD Professional  
 Race 8: GORDON'S GIN RATINGS BAND 0 - 58 Handicap - 1670m



19 September 2024 - 16:59

Track Rating: Good 4, Weather: Fine, Rail Position: +1m Entire

| Section                | Overall                  | 1400m                    | 1200m                    | 1000m                    | 800m                     | 600m                     | 400m                      | 200m                     |
|------------------------|--------------------------|--------------------------|--------------------------|--------------------------|--------------------------|--------------------------|---------------------------|--------------------------|
| Section Times          | 1:44.47 [8]<br>(0:19.52) | 1:24.95 [8]<br>(0:12.03) | 1:12.92 [8]<br>(0:12.42) | 1:00.50 [9]<br>(0:12.23) | 0:48.27 [9]<br>(0:11.94) | 0:36.33 [9]<br>(0:11.91) | 0:24.42 [10]<br>(0:11.97) | 0:12.45 [7]<br>(0:12.45) |
| Average Speed [km/h]   | 49.9                     | 59.8                     | 58.3                     | 58.8                     | 60.4                     | 60.4                     | 60.3                      | 57.8                     |
| Top Speed [km/h]       | 61.1                     | 61.1                     | 59.2                     | 59.4                     | 61.5                     | 61.9                     | 60.7                      | 59.7                     |
| Avg. Dist. to Rail [m] | 5.8                      | 0.6                      | 0.8                      | 0.6                      | 0.2                      | 0.3                      | 1.1                       | 3.3                      |
| Avg. Stride Freq. [Hz] | 2.2                      | 2.1                      | 2.1                      | 2.1                      | 2.1                      | 2.2                      | 2.2                       | 2.1                      |
| Avg. Stride Length [m] | 6.5                      | 7.6                      | 7.7                      | 7.8                      | 7.8                      | 7.8                      | 7.6                       | 7.6                      |



- [ ] Ranking at each section and finish
- .-.- No data available at this section
- NA No data available



|                                |                |
|--------------------------------|----------------|
| Horse/Jockey Name              | Gulf Of Sidra  |
| Final Rank                     | 9              |
| Fastest Section Time (Section) | 0:11.70 (600m) |
| Top Speed [km/h] (Section)     | 62.8 (800m)    |
| Race State                     | Finished       |



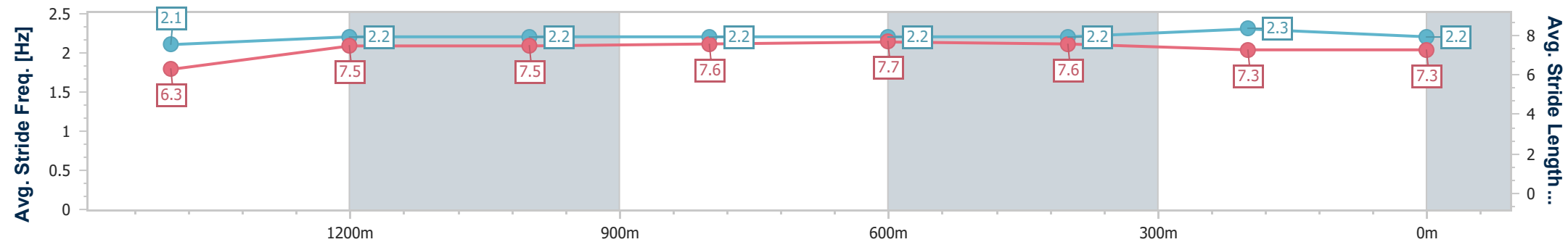
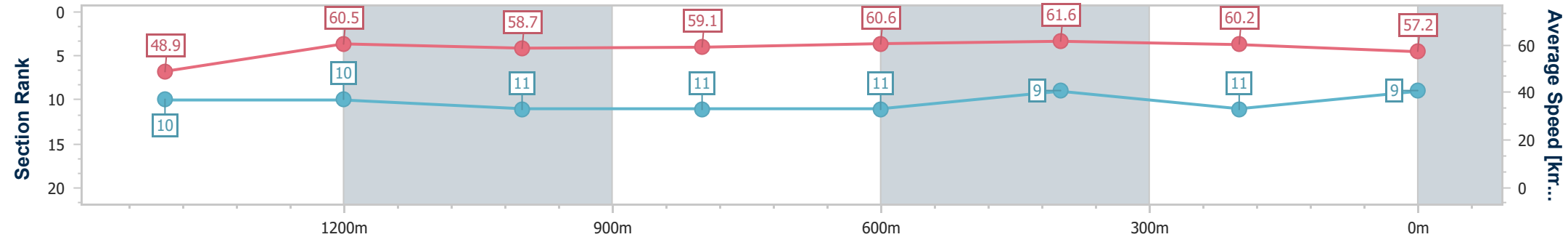
Ipswich QLD Professional  
Race 8: GORDON'S GIN RATINGS BAND 0 - 58 Handicap - 1670m



19 September 2024 - 16:59

Track Rating: Good 4, Weather: Fine, Rail Position: +1m Entire

| Section                | Overall                  | 1400m                     | 1200m                     | 1000m                     | 800m                      | 600m                      | 400m                     | 200m                      |  |  |  |  |  |  |
|------------------------|--------------------------|---------------------------|---------------------------|---------------------------|---------------------------|---------------------------|--------------------------|---------------------------|--|--|--|--|--|--|
| Section Times          | 1:44.68 [9]<br>(0:19.88) | 1:24.80 [10]<br>(0:11.97) | 1:12.83 [10]<br>(0:12.33) | 1:00.50 [11]<br>(0:12.25) | 0:48.25 [11]<br>(0:11.90) | 0:36.35 [11]<br>(0:11.70) | 0:24.65 [9]<br>(0:12.09) | 0:12.56 [11]<br>(0:12.56) |  |  |  |  |  |  |
| Average Speed [km/h]   | 48.9                     | 60.5                      | 58.7                      | 59.1                      | 60.6                      | 61.6                      | 60.2                     | 57.2                      |  |  |  |  |  |  |
| Top Speed [km/h]       | 60.2                     | 62.5                      | 59.5                      | 59.8                      | 62.8                      | 62.7                      | 61.3                     | 59.5                      |  |  |  |  |  |  |
| Avg. Dist. to Rail [m] | 6.7                      | 1.1                       | 1.5                       | 1.1                       | 0.8                       | 0.8                       | 3.9                      | 7.3                       |  |  |  |  |  |  |
| Avg. Stride Freq. [Hz] | 2.1                      | 2.2                       | 2.2                       | 2.2                       | 2.2                       | 2.2                       | 2.3                      | 2.2                       |  |  |  |  |  |  |
| Avg. Stride Length [m] | 6.3                      | 7.5                       | 7.5                       | 7.6                       | 7.7                       | 7.6                       | 7.3                      | 7.3                       |  |  |  |  |  |  |



- [ ] Ranking at each section and finish
- .-.- No data available at this section
- NA No data available



|                                |                 |
|--------------------------------|-----------------|
| Horse/Jockey Name              | Duchess Bree    |
| Final Rank                     | 10              |
| Fastest Section Time (Section) | 0:11.89 (1400m) |
| Top Speed [km/h] (Section)     | 61.7 (600m)     |
| Race State                     | Finished        |



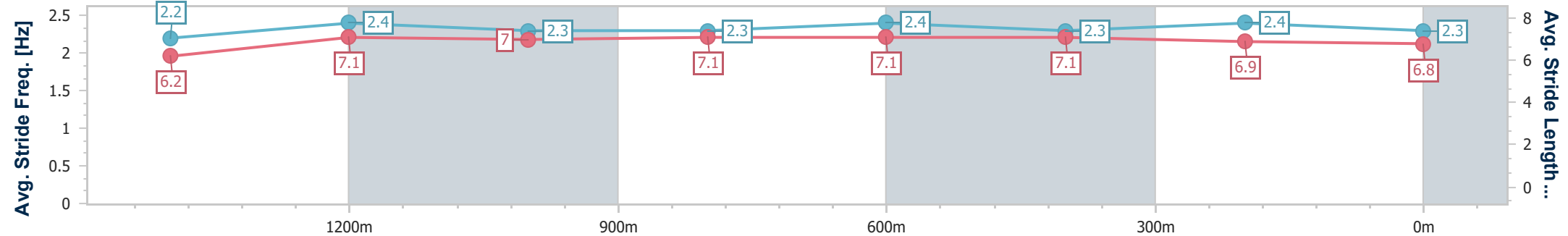
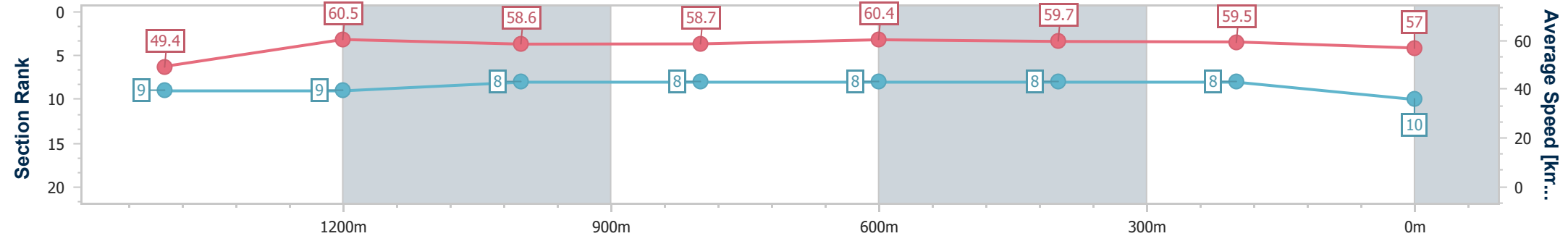
Ipswich QLD Professional  
Race 8: GORDON'S GIN RATINGS BAND 0 - 58 Handicap - 1670m



19 September 2024 - 16:59

Track Rating: Good 4, Weather: Fine, Rail Position: +1m Entire

| Section                | Overall                   | 1400m                    | 1200m                    | 1000m                    | 800m                     | 600m                     | 400m                     | 200m                     |  |  |  |  |  |
|------------------------|---------------------------|--------------------------|--------------------------|--------------------------|--------------------------|--------------------------|--------------------------|--------------------------|--|--|--|--|--|
| Section Times          | 1:44.70 [10]<br>(0:19.69) | 1:25.01 [9]<br>(0:11.89) | 1:13.12 [9]<br>(0:12.29) | 1:00.83 [8]<br>(0:12.26) | 0:48.57 [8]<br>(0:11.89) | 0:36.68 [8]<br>(0:12.00) | 0:24.68 [8]<br>(0:12.04) | 0:12.64 [8]<br>(0:12.64) |  |  |  |  |  |
| Average Speed [km/h]   | 49.4                      | 60.5                     | 58.6                     | 58.7                     | 60.4                     | 59.7                     | 59.5                     | 57.0                     |  |  |  |  |  |
| Top Speed [km/h]       | 61.6                      | 61.4                     | 60.0                     | 59.6                     | 61.7                     | 61.7                     | 61.3                     | 60.0                     |  |  |  |  |  |
| Avg. Dist. to Rail [m] | 2.9                       | 0.5                      | 0.2                      | 0.4                      | 0.8                      | 1.1                      | 1.4                      | 1.4                      |  |  |  |  |  |
| Avg. Stride Freq. [Hz] | 2.2                       | 2.4                      | 2.3                      | 2.3                      | 2.4                      | 2.3                      | 2.4                      | 2.3                      |  |  |  |  |  |
| Avg. Stride Length [m] | 6.2                       | 7.1                      | 7.0                      | 7.1                      | 7.1                      | 7.1                      | 6.9                      | 6.8                      |  |  |  |  |  |



- [ ] Ranking at each section and finish
- .-.- No data available at this section
- NA No data available



|                                |                |
|--------------------------------|----------------|
| Horse/Jockey Name              | Force Me       |
| Final Rank                     | 11             |
| Fastest Section Time (Section) | 0:12.00 (800m) |
| Top Speed [km/h] (Section)     | 62.8 (Overall) |
| Race State                     | Finished       |



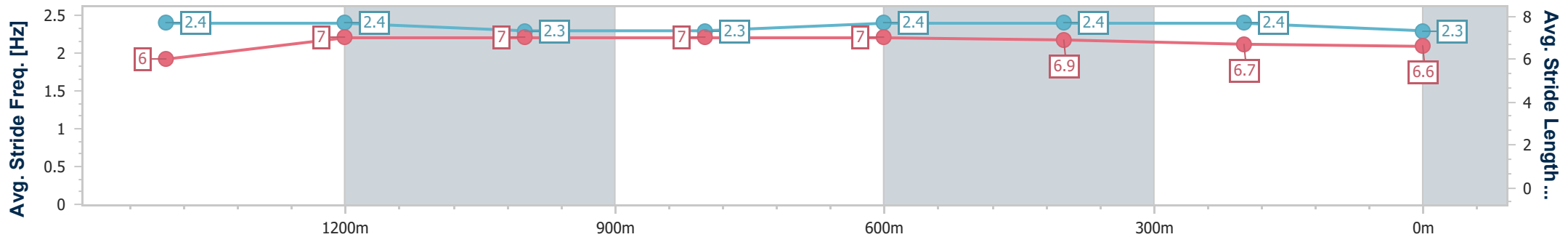
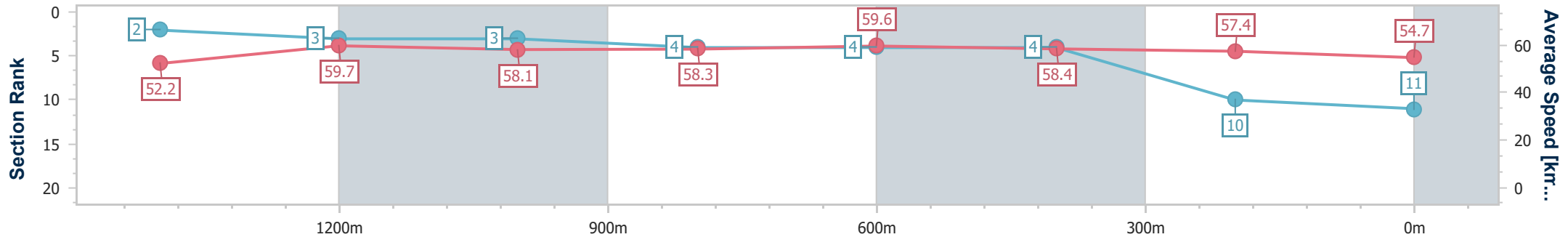
Ipswich QLD Professional  
Race 8: GORDON'S GIN RATINGS BAND 0 - 58 Handicap - 1670m



19 September 2024 - 16:59

Track Rating: Good 4, Weather: Fine, Rail Position: +1m Entire

| Section                | Overall                   | 1400m                    | 1200m                    | 1000m                    | 800m                     | 600m                     | 400m                     | 200m                      |
|------------------------|---------------------------|--------------------------|--------------------------|--------------------------|--------------------------|--------------------------|--------------------------|---------------------------|
| Section Times          | 1:45.25 [11]<br>(0:18.58) | 1:26.67 [2]<br>(0:12.05) | 1:14.62 [3]<br>(0:12.35) | 1:02.27 [3]<br>(0:12.38) | 0:49.89 [4]<br>(0:12.00) | 0:37.89 [4]<br>(0:12.24) | 0:25.65 [4]<br>(0:12.52) | 0:13.13 [10]<br>(0:13.13) |
| Average Speed [km/h]   | 52.2                      | 59.7                     | 58.1                     | 58.3                     | 59.6                     | 58.4                     | 57.4                     | 54.7                      |
| Top Speed [km/h]       | 62.8                      | 61.6                     | 58.6                     | 58.9                     | 60.8                     | 58.7                     | 58.3                     | 58.2                      |
| Avg. Dist. to Rail [m] | 3.1                       | 0.4                      | 0.3                      | 0.3                      | 0.9                      | 1.4                      | 0.9                      | 0.6                       |
| Avg. Stride Freq. [Hz] | 2.4                       | 2.4                      | 2.3                      | 2.3                      | 2.4                      | 2.4                      | 2.4                      | 2.3                       |
| Avg. Stride Length [m] | 6.0                       | 7.0                      | 7.0                      | 7.0                      | 7.0                      | 6.9                      | 6.7                      | 6.6                       |



- [ ] Ranking at each section and finish
- .-.- No data available at this section
- NA No data available