



Eagle Farm QLD Professional

Race 1: PINK RIBBON RACEWEEK BENCHMARK 65 Handicap - 2143m

20 September 2024 - 12:32



BRISBANE
RACING CLUB

Track Rating: Good 4, Weather: Fine, Rail Position: +7m Entire

| Section | | Overall | 2000m | 1800m | 1600m | 1400m | 1200m | 1000m | Last 600m | | | | |
|-------------|---------------------------------------|----------------------|----------------------|----------------------|--------------------------|--------------------------|--------------------------|--------------------------|--------------------------|--------------------------|--------------------------|---------|------------------------|
| Field Times | | 2:15.85 (0:11.54) | 2:04.31 (0:12.21) | 1:52.10 (0:13.07) | 1:39.03 (0:13.40) | 1:25.63 (0:13.45) | 1:12.18 (0:12.91) | 0:59.27 (0:12.28) | 0:35.29 | | | | |
| Rank | TAB Horse/Jockey | Barrier | Top Speed [km/h] | Fastest Section | | | | | | | | | Distance Travelled [m] |
| 1 | 4 TORQUE LEICA STAR Nikita Beriman | 2 | 64.2 800m | 0:11.42 400m | 2:15.85 [1] (0:11.80) | 2:04.05 [3] (0:12.27) | 1:51.78 [3] (0:13.03) | 1:38.75 [3] (0:13.42) | 1:25.33 [3] (0:13.40) | 1:11.93 [3] (0:12.88) | 0:59.05 [3] (0:12.23) | 0:35.08 | |
| 2 | 3 LOST ILLUSIONS Michael Cahill | 4 | 63.4 400m | 0:11.52 400m | 2:16.06 [2] (0:11.82) | 2:04.24 [4] (0:12.03) | 1:52.21 [2] (0:13.09) | 1:39.12 [2] (0:13.57) | 1:25.55 [2] (0:13.35) | 1:12.20 [2] (0:12.87) | 0:59.33 [2] (0:12.32) | 0:35.40 | +5 |
| 3 | 1 KNEZE Emily Lang | 1 | 63.9 600m | 0:11.49 600m | 2:16.11 [3] (0:11.54) | 2:04.57 [1] (0:12.21) | 1:52.36 [1] (0:13.07) | 1:39.29 [1] (0:13.40) | 1:25.89 [1] (0:13.45) | 1:12.44 [1] (0:12.91) | 0:59.53 [1] (0:12.28) | 0:35.55 | -5 |
| 4 | 7 DELORME Trudy Thornton | 6 | 66.4 400m | 0:11.42 400m | 2:16.28 [4] (0:12.07) | 2:04.21 [6] (0:12.18) | 1:52.03 [5] (0:13.03) | 1:39.00 [5] (0:13.55) | 1:25.45 [5] (0:13.40) | 1:12.05 [5] (0:13.00) | 0:59.05 [5] (0:12.13) | 0:35.34 | -6 |
| 5 | 5 AROUND THE BUOY Noel Callow | 5 | 64.5 600m | 0:11.47 400m | 2:16.59 [5] (0:12.05) | 2:04.54 [5] (0:12.35) | 1:52.19 [6] (0:13.14) | 1:39.05 [6] (0:13.49) | 1:25.56 [6] (0:13.34) | 1:12.22 [6] (0:13.05) | 0:59.17 [6] (0:12.12) | 0:35.37 | +5 |
| 6 | 2 ROYAL RIFT Angela Jones | 3 | 63.5 600m | 0:11.64 800m | 2:17.06 [6] (0:11.75) | 2:05.31 [2] (0:12.34) | 1:52.97 [4] (0:13.10) | 1:39.87 [4] (0:13.58) | 1:26.29 [4] (0:13.36) | 1:12.93 [4] (0:12.90) | 1:00.03 [4] (0:12.34) | 0:36.05 | +4 |

Scratched: Grenoble (#6), Wanda's Outlaw (#8)

[] Ranking at each section and finish
 -:-:- No data available at this section
 NA No data available

SCN Saddle cloth number
 DNF Did not finish
 DNT Did not track



Eagle Farm QLD Professional

Race 1: PINK RIBBON RACEWEEK BENCHMARK 65 Handicap - 2143m

20 September 2024 - 12:32



BRISBANE
RACING CLUB

Track Rating: Good 4, Weather: Fine, Rail Position: +7m Entire

| Section | | | | 800m | 600m | 400m | 200m | | | Last 600m | |
|-------------|---------------------------------------|---------|------------------|----------------------|--------------------------|--------------------------|--------------------------|--------------------------|---------|------------------------|--|
| Field Times | | | | 0:46.99 (0:11.70) | 0:35.29 (0:11.49) | 0:23.80 (0:11.61) | 0:12.19 (0:12.19) | | | 0:35.29 | |
| Rank | TAB Horse/Jockey | Barrier | Top Speed [km/h] | Fastest Section | | | | | Margin | Distance Travelled [m] | |
| 1 | 4 TORQUE LEICA STAR Nikita Beriman | 2 | 64.2 800m | 0:11.42 400m | 0:46.82 [2] (0:11.74) | 0:35.08 [3] (0:11.47) | 0:23.61 [3] (0:11.42) | 0:12.19 [1] (0:12.19) | 2:15.85 | 0:35.08 | |
| 2 | 3 LOST ILLUSIONS Michael Cahill | 4 | 63.4 400m | 0:11.52 400m | 0:47.01 [3] (0:11.61) | 0:35.40 [2] (0:11.57) | 0:23.83 [2] (0:11.52) | 0:12.31 [3] (0:12.31) | 1.21L | 0:35.40 +5 | |
| 3 | 1 KNEZE Emily Lang | 1 | 63.9 600m | 0:11.49 600m | 0:47.25 [1] (0:11.70) | 0:35.55 [1] (0:11.49) | 0:24.06 [1] (0:11.65) | 0:12.41 [2] (0:12.41) | 1.51L | 0:35.55 -5 | |
| 4 | 7 DELORME Trudy Thornton | 6 | 66.4 400m | 0:11.42 400m | 0:46.92 [4] (0:11.58) | 0:35.34 [4] (0:11.59) | 0:23.75 [4] (0:11.42) | 0:12.33 [4] (0:12.33) | 2.54L | 0:35.34 -6 | |
| 5 | 5 AROUND THE BUOY Noel Callow | 5 | 64.5 600m | 0:11.47 400m | 0:47.05 [6] (0:11.68) | 0:35.37 [6] (0:11.70) | 0:23.67 [6] (0:11.47) | 0:12.20 [5] (0:12.20) | 4.36L | 0:35.37 +5 | |
| 6 | 2 ROYAL RIFT Angela Jones | 3 | 63.5 600m | 0:11.64 800m | 0:47.69 [5] (0:11.64) | 0:36.05 [5] (0:11.68) | 0:24.37 [5] (0:11.72) | 0:12.65 [6] (0:12.65) | 7.09L | 0:36.05 +4 | |

Scratched: Grenoble (#6), Wanda's Outlaw (#8)

[] Ranking at each section and finish
 -:-:- No data available at this section
 NA No data available

SCN Saddle cloth number
 DNF Did not finish
 DNT Did not track



| | |
|--------------------------------|-------------------|
| Horse/Jockey Name | Torque Leica Star |
| Final Rank | 1 |
| Fastest Section Time (Section) | 0:11.42 (400m) |
| Top Speed [km/h] (Section) | 64.2 (800m) |
| Race State | Finished |



Eagle Farm QLD Professional
Race 1: PINK RIBBON RACEWEEK BENCHMARK 65 Handicap - 2143m

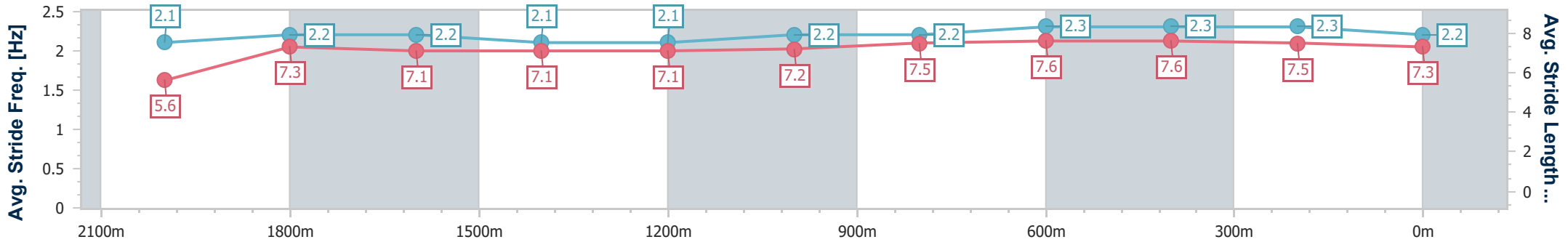
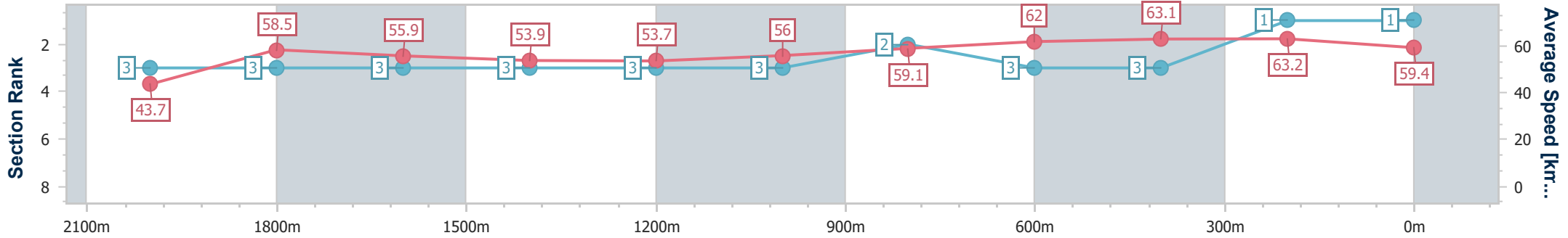


BRISBANE RACING CLUB

20 September 2024 - 12:32

Track Rating: Good 4, Weather: Fine, Rail Position: +7m Entire

| Section | Overall | 2000m | 1800m | 1600m | 1400m | 1200m | 1000m | 800m | 600m | 400m | 200m |
|------------------------|--------------------------|--------------------------|--------------------------|--------------------------|--------------------------|--------------------------|--------------------------|--------------------------|--------------------------|--------------------------|--------------------------|
| Section Times | 2:15.85 [1] (0:11.80) | 2:04.05 [3] (0:12.27) | 1:51.78 [3] (0:13.03) | 1:38.75 [3] (0:13.42) | 1:25.33 [3] (0:13.40) | 1:11.93 [3] (0:12.88) | 0:59.05 [3] (0:12.23) | 0:46.82 [2] (0:11.74) | 0:35.08 [3] (0:11.47) | 0:23.61 [3] (0:11.42) | 0:12.19 [1] (0:12.19) |
| Average Speed [km/h] | 43.7 | 58.5 | 55.9 | 53.9 | 53.7 | 56.0 | 59.1 | 62.0 | 63.1 | 63.2 | 59.4 |
| Top Speed [km/h] | 58.1 | 59.1 | 58.6 | 56.0 | 56.2 | 58.1 | 61.1 | 64.2 | 64.2 | 64.0 | 62.6 |
| Avg. Dist. to Rail [m] | 1.6 | 0.6 | 1.9 | 1.7 | 1.0 | 1.1 | 1.4 | 1.9 | 1.6 | 0.7 | 0.5 |
| Avg. Stride Freq. [Hz] | 2.1 | 2.2 | 2.2 | 2.1 | 2.1 | 2.2 | 2.2 | 2.3 | 2.3 | 2.3 | 2.2 |
| Avg. Stride Length [m] | 5.6 | 7.3 | 7.1 | 7.1 | 7.1 | 7.2 | 7.5 | 7.6 | 7.6 | 7.5 | 7.3 |



- [] Ranking at each section and finish
- .-.- No data available at this section
- NA No data available



| | |
|--------------------------------|----------------|
| Horse/Jockey Name | Lost Illusions |
| Final Rank | 2 |
| Fastest Section Time (Section) | 0:11.52 (400m) |
| Top Speed [km/h] (Section) | 63.4 (400m) |
| Race State | Finished |



Eagle Farm QLD Professional
Race 1: PINK RIBBON RACEWEEK BENCHMARK 65 Handicap - 2143m

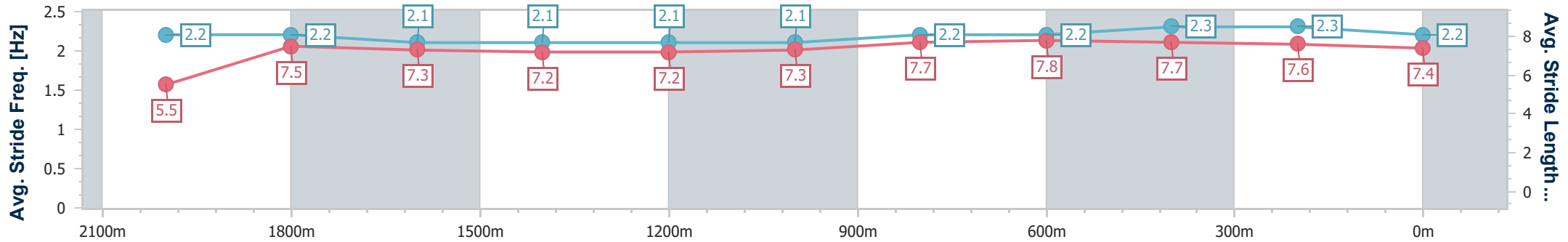
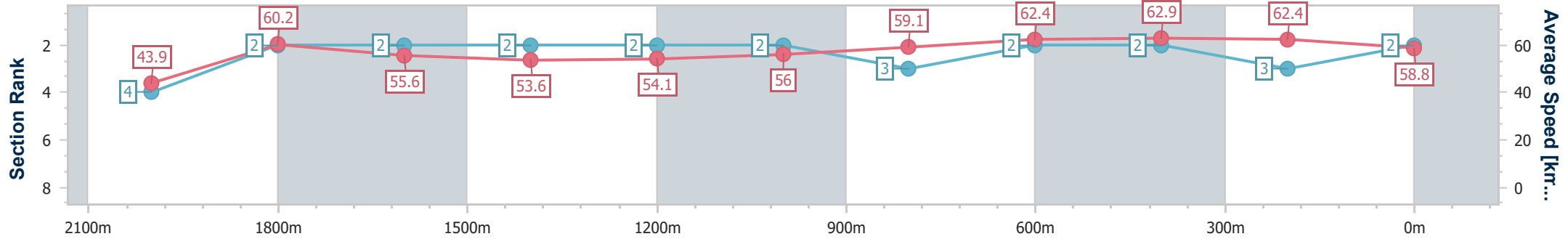


BRISBANE RACING CLUB

20 September 2024 - 12:32

Track Rating: Good 4, Weather: Fine, Rail Position: +7m Entire

| Section | Overall | 2000m | 1800m | 1600m | 1400m | 1200m | 1000m | 800m | 600m | 400m | 200m |
|------------------------|--------------------------|--------------------------|--------------------------|--------------------------|--------------------------|--------------------------|--------------------------|--------------------------|--------------------------|--------------------------|--------------------------|
| Section Times | 2:16.06 [2] (0:11.82) | 2:04.24 [4] (0:12.03) | 1:52.21 [2] (0:13.09) | 1:39.12 [2] (0:13.57) | 1:25.55 [2] (0:13.35) | 1:12.20 [2] (0:12.87) | 0:59.33 [2] (0:12.32) | 0:47.01 [3] (0:11.61) | 0:35.40 [2] (0:11.57) | 0:23.83 [2] (0:11.52) | 0:12.31 [3] (0:12.31) |
| Average Speed [km/h] | 43.9 | 60.2 | 55.6 | 53.6 | 54.1 | 56.0 | 59.1 | 62.4 | 62.9 | 62.4 | 58.8 |
| Top Speed [km/h] | 58.7 | 61.2 | 58.4 | 54.8 | 55.4 | 57.5 | 60.9 | 63.4 | 63.3 | 63.4 | 60.7 |
| Avg. Dist. to Rail [m] | 3.3 | 1.5 | 2.5 | 3.0 | 2.6 | 2.8 | 2.1 | 1.1 | 2.2 | 3.5 | 3.9 |
| Avg. Stride Freq. [Hz] | 2.2 | 2.2 | 2.1 | 2.1 | 2.1 | 2.1 | 2.2 | 2.2 | 2.3 | 2.3 | 2.2 |
| Avg. Stride Length [m] | 5.5 | 7.5 | 7.3 | 7.2 | 7.2 | 7.3 | 7.7 | 7.8 | 7.7 | 7.6 | 7.4 |



- [] Ranking at each section and finish
- .-.- No data available at this section
- NA No data available



| | |
|--------------------------------|----------------|
| Horse/Jockey Name | Kneze |
| Final Rank | 3 |
| Fastest Section Time (Section) | 0:11.49 (600m) |
| Top Speed [km/h] (Section) | 63.9 (600m) |
| Race State | Finished |



Eagle Farm QLD Professional
Race 1: PINK RIBBON RACEWEEK BENCHMARK 65 Handicap - 2143m

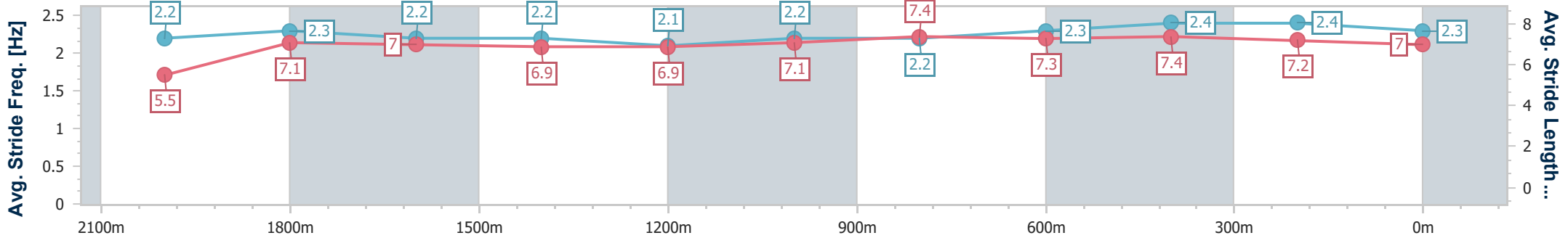
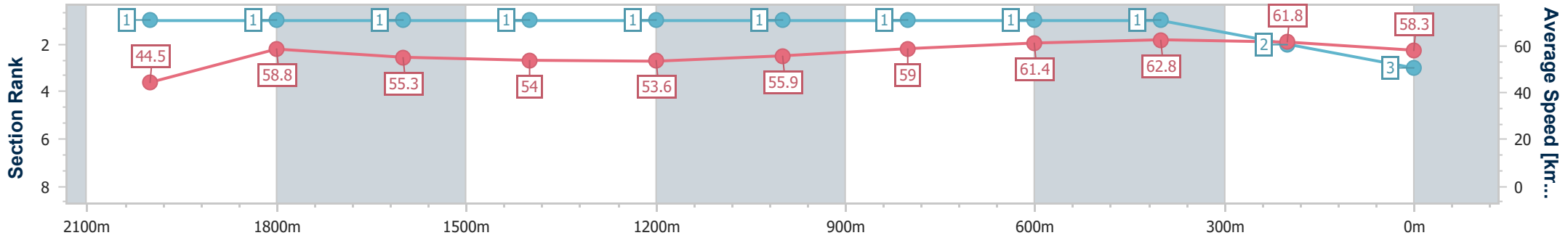


20 September 2024 - 12:32

BRISBANE RACING CLUB

Track Rating: Good 4, Weather: Fine, Rail Position: +7m Entire

| Section | Overall | 2000m | 1800m | 1600m | 1400m | 1200m | 1000m | 800m | 600m | 400m | 200m |
|------------------------|--------------------------|--------------------------|--------------------------|--------------------------|--------------------------|--------------------------|--------------------------|--------------------------|--------------------------|--------------------------|--------------------------|
| Section Times | 2:16.11 [3] (0:11.54) | 2:04.57 [1] (0:12.21) | 1:52.36 [1] (0:13.07) | 1:39.29 [1] (0:13.40) | 1:25.89 [1] (0:13.45) | 1:12.44 [1] (0:12.91) | 0:59.53 [1] (0:12.28) | 0:47.25 [1] (0:11.70) | 0:35.55 [1] (0:11.49) | 0:24.06 [1] (0:11.65) | 0:12.41 [2] (0:12.41) |
| Average Speed [km/h] | 44.5 | 58.8 | 55.3 | 54.0 | 53.6 | 55.9 | 59.0 | 61.4 | 62.8 | 61.8 | 58.3 |
| Top Speed [km/h] | 59.1 | 60.6 | 58.9 | 55.4 | 55.2 | 57.9 | 60.4 | 63.0 | 63.9 | 63.2 | 60.8 |
| Avg. Dist. to Rail [m] | 1.5 | 0.5 | 0.7 | 1.3 | 1.3 | 1.2 | 0.8 | 0.4 | 0.3 | 1.1 | 2.3 |
| Avg. Stride Freq. [Hz] | 2.2 | 2.3 | 2.2 | 2.2 | 2.1 | 2.2 | 2.2 | 2.3 | 2.4 | 2.4 | 2.3 |
| Avg. Stride Length [m] | 5.5 | 7.1 | 7.0 | 6.9 | 6.9 | 7.1 | 7.4 | 7.3 | 7.4 | 7.2 | 7.0 |



- [] Ranking at each section and finish
- .-.- No data available at this section
- NA No data available



| | |
|--------------------------------|----------------|
| Horse/Jockey Name | Delorme |
| Final Rank | 4 |
| Fastest Section Time (Section) | 0:11.42 (400m) |
| Top Speed [km/h] (Section) | 66.4 (400m) |
| Race State | Finished |



Eagle Farm QLD Professional
Race 1: PINK RIBBON RACEWEEK BENCHMARK 65 Handicap - 2143m

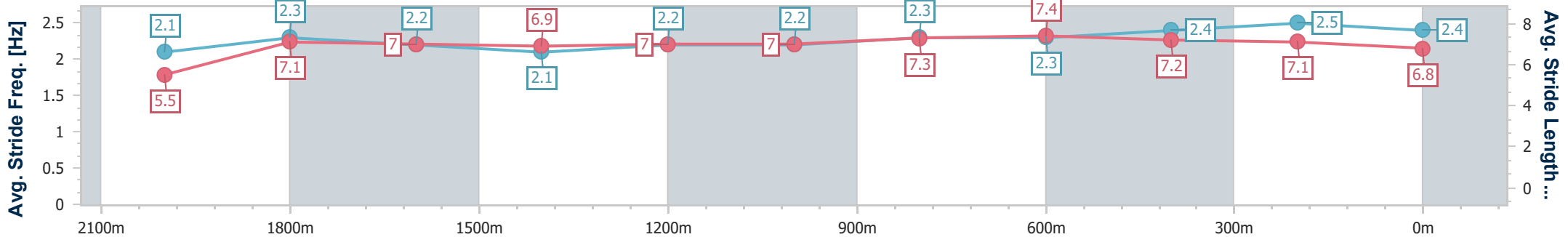
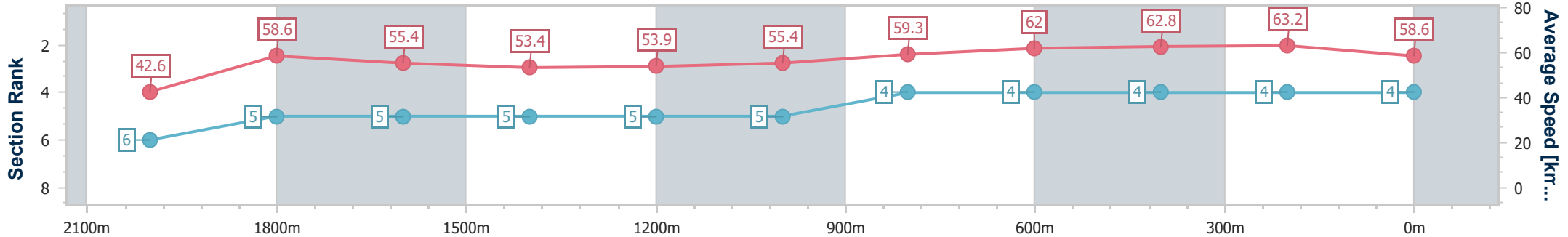


20 September 2024 - 12:32

BRISBANE RACING CLUB

Track Rating: Good 4, Weather: Fine, Rail Position: +7m Entire

| Section | Overall | 2000m | 1800m | 1600m | 1400m | 1200m | 1000m | 800m | 600m | 400m | 200m |
|------------------------|--------------------------|--------------------------|--------------------------|--------------------------|--------------------------|--------------------------|--------------------------|--------------------------|--------------------------|--------------------------|--------------------------|
| Section Times | 2:16.28 [4] (0:12.07) | 2:04.21 [6] (0:12.18) | 1:52.03 [5] (0:13.03) | 1:39.00 [5] (0:13.55) | 1:25.45 [5] (0:13.40) | 1:12.05 [5] (0:13.00) | 0:59.05 [5] (0:12.13) | 0:46.92 [4] (0:11.58) | 0:35.34 [4] (0:11.59) | 0:23.75 [4] (0:11.42) | 0:12.33 [4] (0:12.33) |
| Average Speed [km/h] | 42.6 | 58.6 | 55.4 | 53.4 | 53.9 | 55.4 | 59.3 | 62.0 | 62.8 | 63.2 | 58.6 |
| Top Speed [km/h] | 58.0 | 60.1 | 57.7 | 55.4 | 56.1 | 56.9 | 61.2 | 63.4 | 66.4 | 66.4 | 61.4 |
| Avg. Dist. to Rail [m] | 2.5 | 1.3 | 0.7 | 1.3 | 0.7 | 0.4 | 0.5 | 1.0 | 3.0 | 3.1 | 3.8 |
| Avg. Stride Freq. [Hz] | 2.1 | 2.3 | 2.2 | 2.1 | 2.2 | 2.2 | 2.3 | 2.3 | 2.4 | 2.5 | 2.4 |
| Avg. Stride Length [m] | 5.5 | 7.1 | 7.0 | 6.9 | 7.0 | 7.0 | 7.3 | 7.4 | 7.2 | 7.1 | 6.8 |



- [] Ranking at each section and finish
- .-.- No data available at this section
- NA No data available



| | |
|--------------------------------|-----------------|
| Horse/Jockey Name | Around The Buoy |
| Final Rank | 5 |
| Fastest Section Time (Section) | 0:11.47 (400m) |
| Top Speed [km/h] (Section) | 64.5 (600m) |
| Race State | Finished |



Eagle Farm QLD Professional
Race 1: PINK RIBBON RACEWEEK BENCHMARK 65 Handicap - 2143m

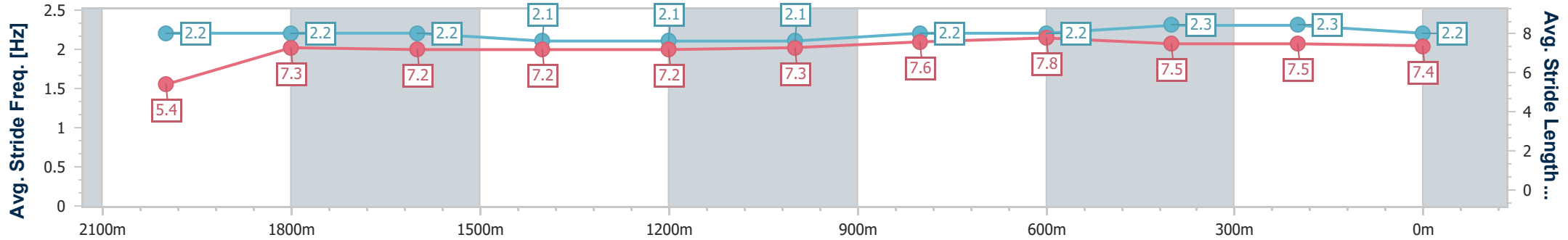
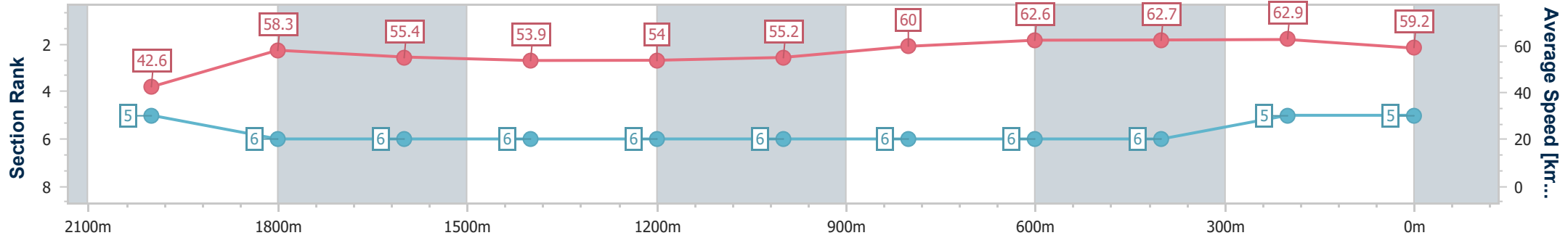


BRISBANE RACING CLUB

20 September 2024 - 12:32

Track Rating: Good 4, Weather: Fine, Rail Position: +7m Entire

| Section | Overall | 2000m | 1800m | 1600m | 1400m | 1200m | 1000m | 800m | 600m | 400m | 200m |
|------------------------|--------------------------|--------------------------|--------------------------|--------------------------|--------------------------|--------------------------|--------------------------|--------------------------|--------------------------|--------------------------|--------------------------|
| Section Times | 2:16.59 [5] (0:12.05) | 2:04.54 [5] (0:12.35) | 1:52.19 [6] (0:13.14) | 1:39.05 [6] (0:13.49) | 1:25.56 [6] (0:13.34) | 1:12.22 [6] (0:13.05) | 0:59.17 [6] (0:12.12) | 0:47.05 [6] (0:11.68) | 0:35.37 [6] (0:11.70) | 0:23.67 [6] (0:11.47) | 0:12.20 [5] (0:12.20) |
| Average Speed [km/h] | 42.6 | 58.3 | 55.4 | 53.9 | 54.0 | 55.2 | 60.0 | 62.6 | 62.7 | 62.9 | 59.2 |
| Top Speed [km/h] | 58.5 | 59.1 | 57.7 | 55.7 | 55.6 | 58.4 | 62.4 | 63.2 | 64.5 | 64.0 | 62.1 |
| Avg. Dist. to Rail [m] | 2.9 | 0.5 | 1.9 | 2.7 | 3.0 | 2.4 | 2.1 | 3.0 | 4.4 | 6.2 | 6.1 |
| Avg. Stride Freq. [Hz] | 2.2 | 2.2 | 2.2 | 2.1 | 2.1 | 2.1 | 2.2 | 2.2 | 2.3 | 2.3 | 2.2 |
| Avg. Stride Length [m] | 5.4 | 7.3 | 7.2 | 7.2 | 7.2 | 7.3 | 7.6 | 7.8 | 7.5 | 7.5 | 7.4 |



- [] Ranking at each section and finish
- .-.- No data available at this section
- NA No data available



| | |
|--------------------------------|----------------|
| Horse/Jockey Name | Royal Rift |
| Final Rank | 6 |
| Fastest Section Time (Section) | 0:11.64 (800m) |
| Top Speed [km/h] (Section) | 63.5 (600m) |
| Race State | Finished |



Eagle Farm QLD Professional
Race 1: PINK RIBBON RACEWEEK BENCHMARK 65 Handicap - 2143m

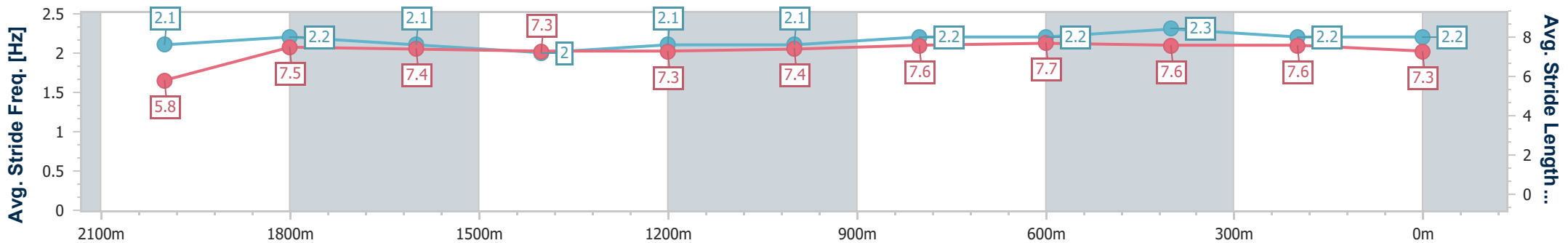
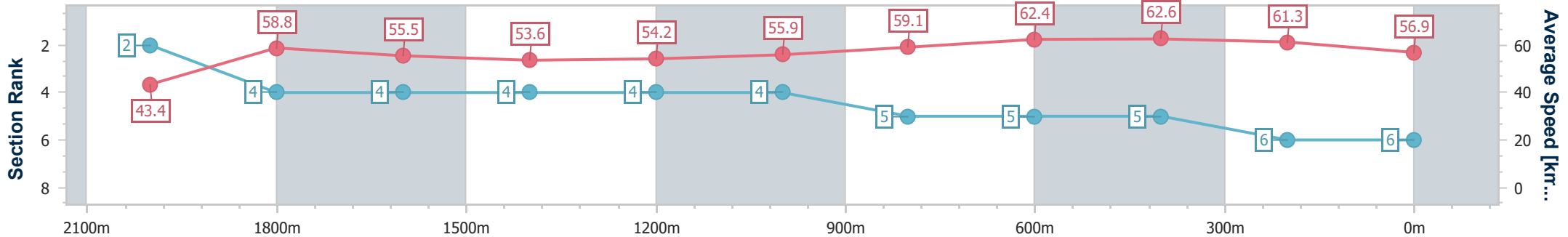


20 September 2024 - 12:32

Track Rating: Good 4, Weather: Fine, Rail Position: +7m Entire

BRISBANE RACING CLUB

| Section | Overall | 2000m | 1800m | 1600m | 1400m | 1200m | 1000m | 800m | 600m | 400m | 200m |
|------------------------|--------------------------|--------------------------|--------------------------|--------------------------|--------------------------|--------------------------|--------------------------|--------------------------|--------------------------|--------------------------|--------------------------|
| Section Times | 2:17.06 [6] (0:11.75) | 2:05.31 [2] (0:12.34) | 1:52.97 [4] (0:13.10) | 1:39.87 [4] (0:13.58) | 1:26.29 [4] (0:13.36) | 1:12.93 [4] (0:12.90) | 1:00.03 [4] (0:12.34) | 0:47.69 [5] (0:11.64) | 0:36.05 [5] (0:11.68) | 0:24.37 [5] (0:11.72) | 0:12.65 [6] (0:12.65) |
| Average Speed [km/h] | 43.4 | 58.8 | 55.5 | 53.6 | 54.2 | 55.9 | 59.1 | 62.4 | 62.6 | 61.3 | 56.9 |
| Top Speed [km/h] | 52.4 | 59.4 | 59.3 | 55.7 | 55.4 | 57.1 | 60.1 | 63.1 | 63.5 | 63.4 | 61.8 |
| Avg. Dist. to Rail [m] | 2.3 | 0.6 | 1.9 | 2.4 | 2.4 | 2.6 | 2.2 | 1.0 | 2.9 | 6.0 | 3.7 |
| Avg. Stride Freq. [Hz] | 2.1 | 2.2 | 2.1 | 2.0 | 2.1 | 2.1 | 2.2 | 2.2 | 2.3 | 2.2 | 2.2 |
| Avg. Stride Length [m] | 5.8 | 7.5 | 7.4 | 7.3 | 7.3 | 7.4 | 7.6 | 7.7 | 7.6 | 7.6 | 7.3 |



- [] Ranking at each section and finish
- .-.- No data available at this section
- NA No data available