



# Aquis Park Gold Coast QLD Professional

## Race 3: K2 LAW BENCHMARK 75 Handicap - 2200m

21 September 2024 - 13:08



Track Rating: Soft 5, Weather: Fine, Rail Position: True

Section		Overall	2000m	1800m	1600m	1400m	1200m	1000m	Last 600m				
Field Times		2:17.13 (0:14.29)	2:02.84 (0:11.90)	1:50.94 (0:12.42)	1:38.52 (0:12.95)	1:25.57 (0:12.86)	1:12.71 (0:12.68)	1:00.03 (0:12.66)	0:35.48				
Rank	TAB Horse/Jockey	Barrier	Top Speed [km/h]	Fastest Section									Distance Travelled [m]
1	6 BAK DA MAN Taylor Marshall	4	64.7 600m	0:11.34 600m	2:17.13 [1] (0:14.44)	2:02.69 [3] (0:12.05)	1:50.64 [3] (0:12.62)	1:38.02 [4] (0:12.92)	1:25.10 [4] (0:12.85)	1:12.25 [4] (0:12.71)	0:59.54 [4] (0:12.50)	0:35.14	
2	12 SIMPLY REFUSE Robbie Dolan	6	65.5 600m	0:11.34 600m	2:17.14 [2] (0:15.42)	2:01.72 [8] (0:12.17)	1:49.55 [9] (0:12.41)	1:37.14 [9] (0:12.94)	1:24.20 [9] (0:12.77)	1:11.43 [9] (0:12.61)	0:58.82 [8] (0:12.39)	0:34.62	+2
3	7 I AM THE EMPIRE Jag Guthmann-Chester	1	63.9 600m	0:11.40 600m	2:17.15 [3] (0:14.29)	2:02.86 [1] (0:11.90)	1:50.96 [1] (0:12.42)	1:38.54 [1] (0:12.95)	1:25.59 [1] (0:12.86)	1:12.73 [1] (0:12.68)	1:00.05 [1] (0:12.66)	0:35.50	-5
4	8 BEDFORD SQUARE Justin Huxtable	9	64.9 600m	0:11.43 600m	2:17.55 [4] (0:14.68)	2:02.87 [5] (0:12.11)	1:50.76 [5] (0:12.53)	1:38.23 [5] (0:12.94)	1:25.29 [5] (0:12.87)	1:12.42 [5] (0:12.65)	0:59.77 [5] (0:12.43)	0:35.57	+3
5	11 INTUITU Ron Stewart	5	64.9 600m	0:11.34 600m	2:17.58 [5] (0:15.13)	2:02.45 [7] (0:12.06)	1:50.39 [6] (0:12.45)	1:37.94 [6] (0:12.97)	1:24.97 [7] (0:12.86)	1:12.11 [7] (0:12.67)	0:59.44 [7] (0:12.38)	0:35.33	+1
6	9 THESECONDATPORTSEA Jake Bayliss	3	63.2 600m	0:11.44 600m	2:17.77 [6] (0:14.54)	2:03.23 [4] (0:12.03)	1:51.20 [4] (0:12.47)	1:38.73 [3] (0:12.92)	1:25.81 [3] (0:12.81)	1:13.00 [3] (0:12.68)	1:00.32 [3] (0:12.58)	0:35.83	-6
7	2 SOUTHERN STOCK James Orman	7	64.0 600m	0:11.71 400m	2:17.85 [7] (0:15.42)	2:02.43 [9] (0:12.11)	1:50.32 [8] (0:12.38)	1:37.94 [8] (0:12.97)	1:24.97 [8] (0:12.79)	1:12.18 [8] (0:12.70)	0:59.48 [9] (0:12.26)	0:35.48	+8
8	4 COUP DE TONNERRE Michael Rodd	8	63.4 600m	0:11.62 600m	2:17.90 [8] (0:14.43)	2:03.47 [2] (0:11.83)	1:51.64 [2] (0:12.54)	1:39.10 [2] (0:12.94)	1:26.16 [2] (0:12.87)	1:13.29 [2] (0:12.69)	1:00.60 [2] (0:12.56)	0:36.09	+2
9	10 TRIPLE MONEY Bailey Wheeler	2	64.4 600m	0:11.33 600m	2:18.12 [9] (0:15.09)	2:03.03 [6] (0:12.11)	1:50.92 [7] (0:12.45)	1:38.47 [7] (0:12.91)	1:25.56 [6] (0:12.79)	1:12.77 [6] (0:12.59)	1:00.18 [6] (0:12.52)	0:35.79	-6

Scratched: Semper Fortis (#5), Step On Fire (#13), Hector De Maris (#1), Aristonous (#3)

[ ] Ranking at each section and finish  
 -:-:- No data available at this section  
 NA No data available

SCN Saddle cloth number  
 DNF Did not finish  
 DNT Did not track



**Aquis Park Gold Coast QLD Professional**  
**Race 3: K2 LAW BENCHMARK 75 Handicap - 2200m**  
**21 September 2024 - 13:08**



Track Rating: Soft 5, Weather: Fine, Rail Position: True

Section										Last 600m		
Field Times		800m		600m		400m		200m		0:35.48		
		0:47.37 (0:11.89)		0:35.48 (0:11.40)		0:24.08 (0:11.83)		0:12.25 (0:12.25)				
Rank	TAB	Horse/Jockey	Barrier	Top Speed [km/h]	Fastest Section					Margin	Distance Travelled [m]	
1	6	<b>BAK DA MAN</b> Taylor Marshall	4	64.7 600m	0:11.34 600m	0:47.04 [4] (0:11.90)	0:35.14 [5] (0:11.34)	0:23.80 [2] (0:11.67)	0:12.13 [2] (0:12.13)	2:17.13	0:35.14	
2	12	<b>SIMPLY REFUSE</b> Robbie Dolan	6	65.5 600m	0:11.34 600m	0:46.43 [9] (0:11.81)	0:34.62 [9] (0:11.34)	0:23.28 [8] (0:11.34)	0:11.94 [4] (0:11.94)	0.1L	0:34.62	+2
3	7	<b>I AM THE EMPIRE</b> Jag Guthmann-Chester	1	63.9 600m	0:11.40 600m	0:47.39 [1] (0:11.89)	0:35.50 [1] (0:11.40)	0:24.10 [1] (0:11.83)	0:12.27 [1] (0:12.27)	0.2L	0:35.50	-5
4	8	<b>BEDFORD SQUARE</b> Justin Huxtable	9	64.9 600m	0:11.43 600m	0:47.34 [5] (0:11.77)	0:35.57 [4] (0:11.43)	0:24.14 [4] (0:11.78)	0:12.36 [3] (0:12.36)	2.5L	0:35.57	+3
5	11	<b>INTUITU</b> Ron Stewart	5	64.9 600m	0:11.34 600m	0:47.06 [7] (0:11.73)	0:35.33 [6] (0:11.34)	0:23.99 [6] (0:11.67)	0:12.32 [6] (0:12.32)	2.7L	0:35.33	+1
6	9	<b>THESECONDATPORTSEA</b> Jake Bayliss	3	63.2 600m	0:11.44 600m	0:47.74 [3] (0:11.91)	0:35.83 [3] (0:11.44)	0:24.39 [3] (0:11.86)	0:12.53 [5] (0:12.53)	3.7L	0:35.83	-6
7	2	<b>SOUTHERN STOCK</b> James Orman	7	64.0 600m	0:11.71 400m	0:47.22 [8] (0:11.74)	0:35.48 [8] (0:11.73)	0:23.75 [9] (0:11.71)	0:12.04 [9] (0:12.04)	4.1L	0:35.48	+8
8	4	<b>COUP DE TONNERRE</b> Michael Rodd	8	63.4 600m	0:11.62 600m	0:48.04 [2] (0:11.95)	0:36.09 [2] (0:11.62)	0:24.47 [5] (0:12.13)	0:12.34 [8] (0:12.34)	4.3L	0:36.09	+2
9	10	<b>TRIPLE MONEY</b> Bailey Wheeler	2	64.4 600m	0:11.33 600m	0:47.66 [6] (0:11.87)	0:35.79 [7] (0:11.33)	0:24.46 [7] (0:11.77)	0:12.69 [7] (0:12.69)	5.6L	0:35.79	-6

Scratched: Semper Fortis (#5), Step On Fire (#13), Hector De Maris (#1), Aristonous (#3)

[ ] Ranking at each section and finish  
 -:-:- No data available at this section  
 NA No data available

SCN Saddle cloth number  
 DNF Did not finish  
 DNT Did not track



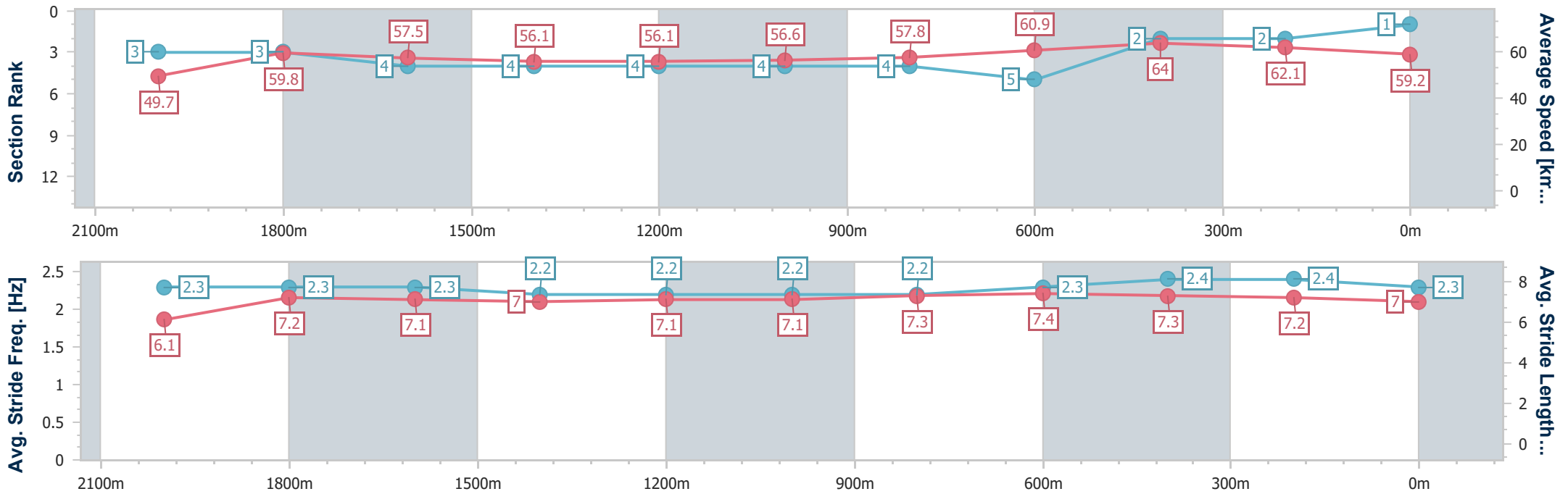
Horse/Jockey Name	Bak Da Man
Final Rank	1
Fastest Section Time (Section)	0:11.34 (600m)
Top Speed [km/h] (Section)	64.7 (600m)
Race State	Finished



**Aquis Park Gold Coast QLD Professional**  
**Race 3: K2 LAW BENCHMARK 75 Handicap - 2200m**  
 21 September 2024 - 13:08  
 Track Rating: Soft 5, Weather: Fine, Rail Position: True



Section	Overall	2000m	1800m	1600m	1400m	1200m	1000m	800m	600m	400m	200m
Section Times	2:17.13 [1] (0:14.44)	2:02.69 [3] (0:12.05)	1:50.64 [3] (0:12.62)	1:38.02 [4] (0:12.92)	1:25.10 [4] (0:12.85)	1:12.25 [4] (0:12.71)	0:59.54 [4] (0:12.50)	0:47.04 [4] (0:11.90)	0:35.14 [5] (0:11.34)	0:23.80 [2] (0:11.67)	0:12.13 [2] (0:12.13)
Average Speed [km/h]	49.7	59.8	57.5	56.1	56.1	56.6	57.8	60.9	64.0	62.1	59.2
Top Speed [km/h]	59.6	60.7	58.6	56.9	57.1	57.4	59.1	63.2	64.7	63.0	60.8
Avg. Dist. to Rail [m]	1.4	0.8	1.0	1.6	1.4	1.4	1.0	1.8	1.2	3.0	5.1
Avg. Stride Freq. [Hz]	2.3	2.3	2.3	2.2	2.2	2.2	2.2	2.3	2.4	2.4	2.3
Avg. Stride Length [m]	6.1	7.2	7.1	7.0	7.1	7.1	7.3	7.4	7.3	7.2	7.0



- [ ] Ranking at each section and finish
- .-.- No data available at this section
- NA No data available



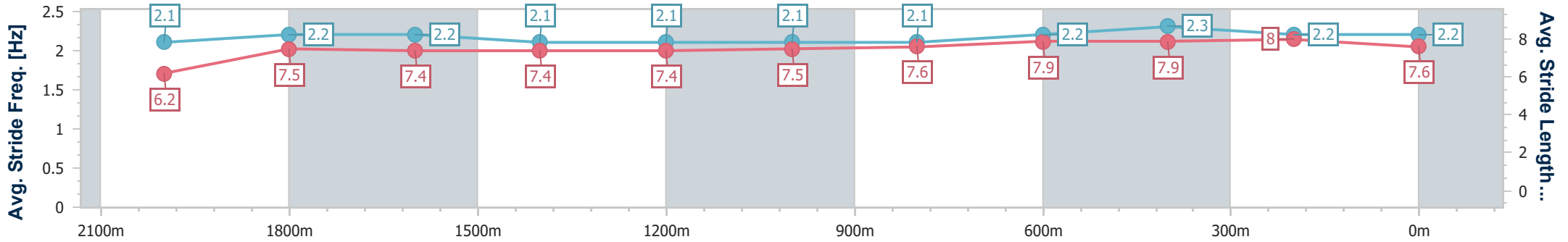
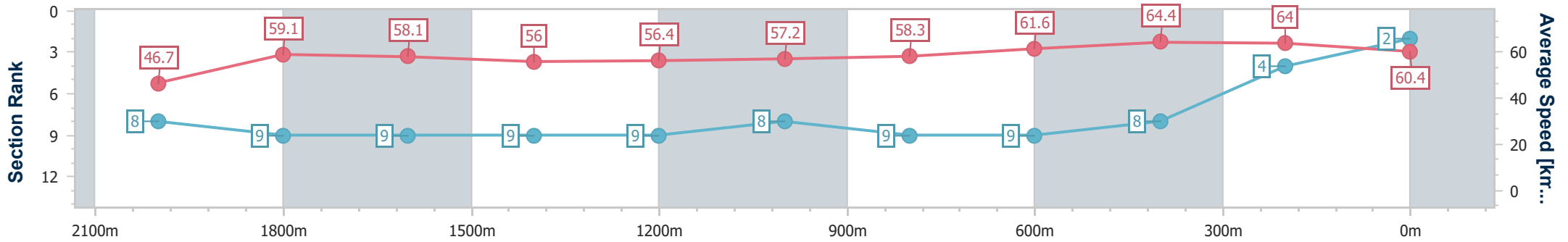
Horse/Jockey Name	Simply Refuse
Final Rank	2
Fastest Section Time (Section)	0:11.34 (600m)
Top Speed [km/h] (Section)	65.5 (600m)
Race State	Finished



**Aquis Park Gold Coast QLD Professional**  
**Race 3: K2 LAW BENCHMARK 75 Handicap - 2200m**  
 21 September 2024 - 13:08  
 Track Rating: Soft 5, Weather: Fine, Rail Position: True



Section	Overall	2000m	1800m	1600m	1400m	1200m	1000m	800m	600m	400m	200m
Section Times	2:17.14 [2] (0:15.42)	2:01.72 [8] (0:12.17)	1:49.55 [9] (0:12.41)	1:37.14 [9] (0:12.94)	1:24.20 [9] (0:12.77)	1:11.43 [9] (0:12.61)	0:58.82 [8] (0:12.39)	0:46.43 [9] (0:11.81)	0:34.62 [9] (0:11.34)	0:23.28 [8] (0:11.34)	0:11.94 [4] (0:11.94)
Average Speed [km/h]	46.7	59.1	58.1	56.0	56.4	57.2	58.3	61.6	64.4	64.0	60.4
Top Speed [km/h]	59.1	59.5	59.5	57.5	57.8	57.9	60.2	64.3	65.5	65.0	63.0
Avg. Dist. to Rail [m]	1.9	0.3	0.5	1.2	0.8	0.8	0.9	2.3	3.1	6.0	7.6
Avg. Stride Freq. [Hz]	2.1	2.2	2.2	2.1	2.1	2.1	2.1	2.2	2.3	2.2	2.2
Avg. Stride Length [m]	6.2	7.5	7.4	7.4	7.4	7.5	7.6	7.9	7.9	8.0	7.6



- [ ] Ranking at each section and finish
- .-.- No data available at this section
- NA No data available



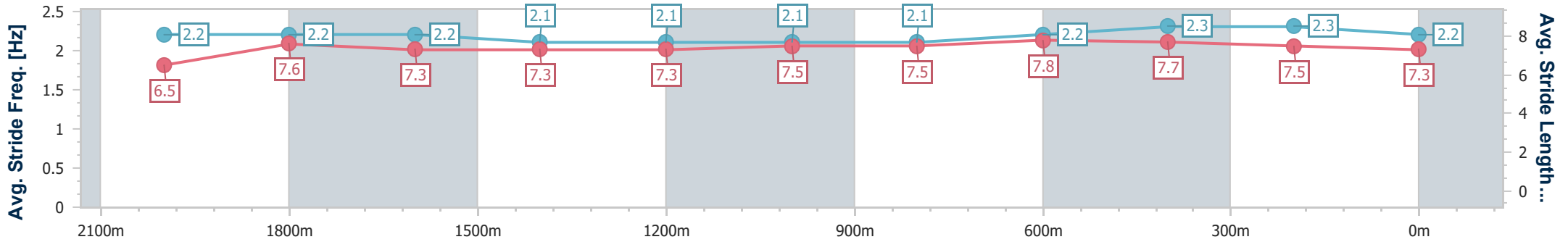
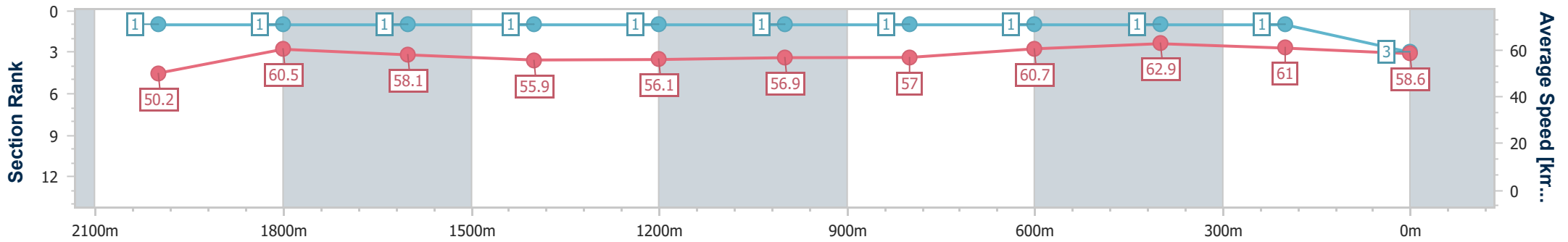
Horse/Jockey Name	I Am The Empire
Final Rank	3
Fastest Section Time (Section)	0:11.40 (600m)
Top Speed [km/h] (Section)	63.9 (600m)
Race State	Finished



**Aquis Park Gold Coast QLD Professional**  
**Race 3: K2 LAW BENCHMARK 75 Handicap - 2200m**  
 21 September 2024 - 13:08  
 Track Rating: Soft 5, Weather: Fine, Rail Position: True



Section	Overall	2000m	1800m	1600m	1400m	1200m	1000m	800m	600m	400m	200m
Section Times	2:17.15 [3] (0:14.29)	2:02.86 [1] (0:11.90)	1:50.96 [1] (0:12.42)	1:38.54 [1] (0:12.95)	1:25.59 [1] (0:12.86)	1:12.73 [1] (0:12.68)	1:00.05 [1] (0:12.66)	0:47.39 [1] (0:11.89)	0:35.50 [1] (0:11.40)	0:24.10 [1] (0:11.83)	0:12.27 [1] (0:12.27)
Average Speed [km/h]	50.2	60.5	58.1	55.9	56.1	56.9	57.0	60.7	62.9	61.0	58.6
Top Speed [km/h]	59.9	61.5	59.7	57.2	57.3	57.2	58.2	62.2	63.9	61.7	60.2
Avg. Dist. to Rail [m]	0.4	0.3	0.5	1.2	1.2	1.3	0.7	0.4	0.6	2.1	4.0
Avg. Stride Freq. [Hz]	2.2	2.2	2.2	2.1	2.1	2.1	2.1	2.2	2.3	2.3	2.2
Avg. Stride Length [m]	6.5	7.6	7.3	7.3	7.3	7.5	7.5	7.8	7.7	7.5	7.3



- [ ] Ranking at each section and finish
- .-.- No data available at this section
- NA No data available



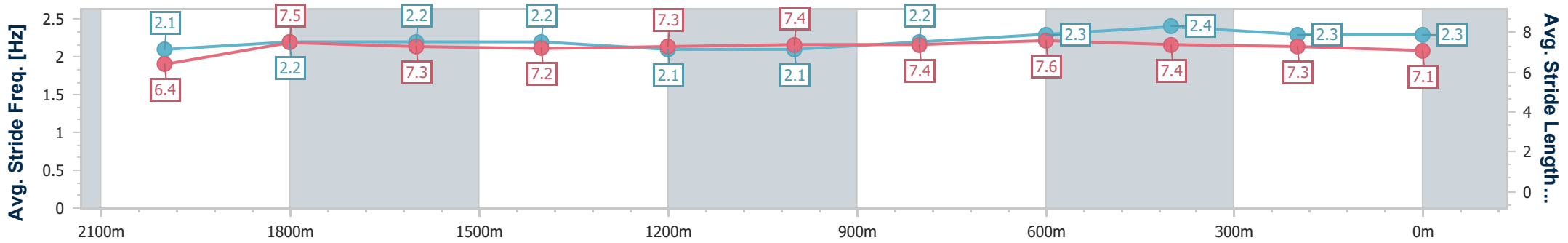
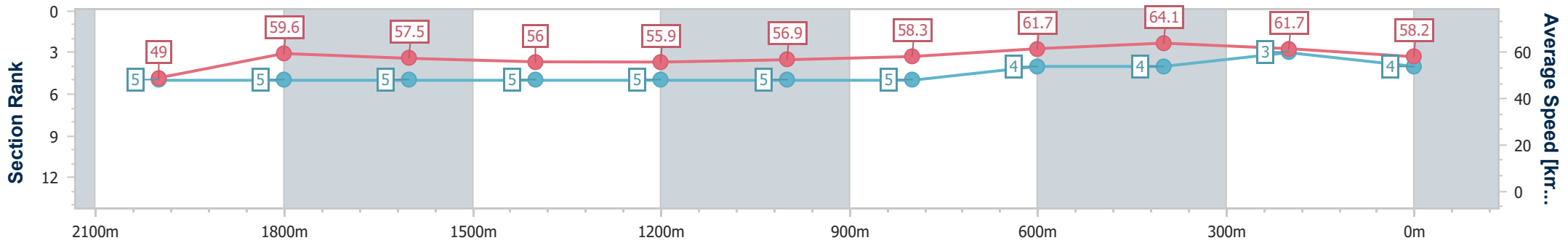
Horse/Jockey Name	Bedford Square
Final Rank	4
Fastest Section Time (Section)	0:11.43 (600m)
Top Speed [km/h] (Section)	64.9 (600m)
Race State	Finished



**Aquis Park Gold Coast QLD Professional**  
**Race 3: K2 LAW BENCHMARK 75 Handicap - 2200m**  
 21 September 2024 - 13:08  
 Track Rating: Soft 5, Weather: Fine, Rail Position: True



Section	Overall	2000m	1800m	1600m	1400m	1200m	1000m	800m	600m	400m	200m
Section Times	2:17.55 [4] (0:14.68)	2:02.87 [5] (0:12.11)	1:50.76 [5] (0:12.53)	1:38.23 [5] (0:12.94)	1:25.29 [5] (0:12.87)	1:12.42 [5] (0:12.65)	0:59.77 [5] (0:12.43)	0:47.34 [5] (0:11.77)	0:35.57 [4] (0:11.43)	0:24.14 [4] (0:11.78)	0:12.36 [3] (0:12.36)
Average Speed [km/h]	49.0	59.6	57.5	56.0	55.9	56.9	58.3	61.7	64.1	61.7	58.2
Top Speed [km/h]	59.9	60.4	58.6	56.7	56.6	57.7	59.8	64.0	64.9	63.4	60.3
Avg. Dist. to Rail [m]	5.3	0.6	0.5	1.1	0.5	0.7	1.3	2.9	3.1	5.4	7.3
Avg. Stride Freq. [Hz]	2.1	2.2	2.2	2.2	2.1	2.1	2.2	2.3	2.4	2.3	2.3
Avg. Stride Length [m]	6.4	7.5	7.3	7.2	7.3	7.4	7.4	7.6	7.4	7.3	7.1



- [ ] Ranking at each section and finish
- .-.- No data available at this section
- NA No data available



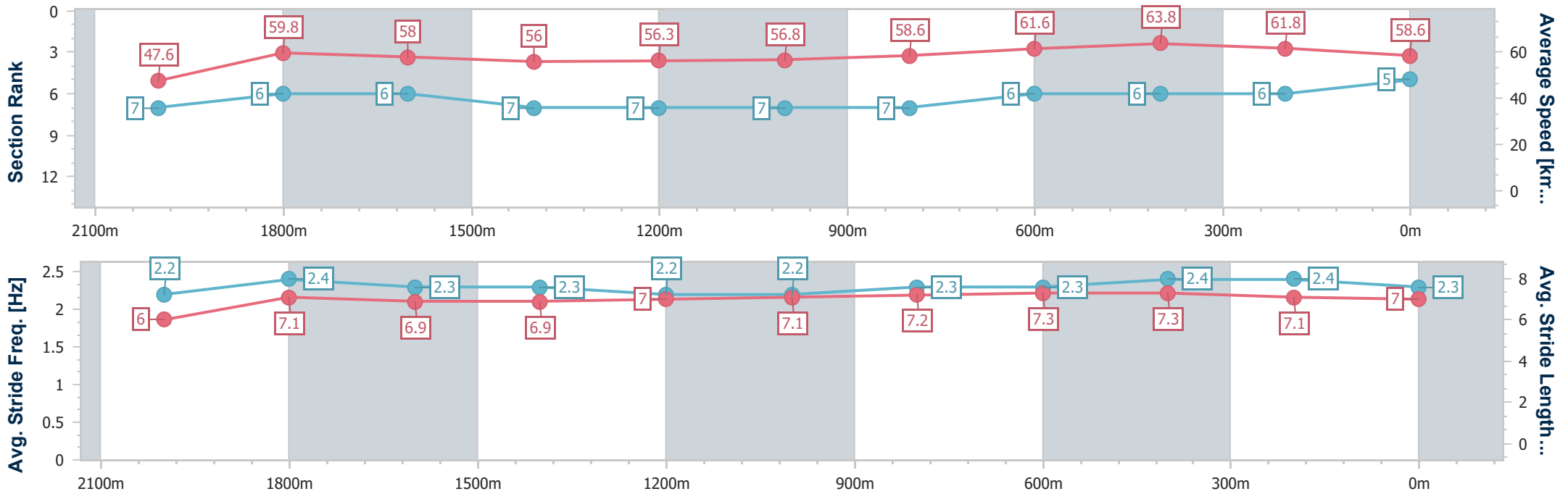
Horse/Jockey Name	Intuitu
Final Rank	5
Fastest Section Time (Section)	0:11.34 (600m)
Top Speed [km/h] (Section)	64.9 (600m)
Race State	Finished



**Aquis Park Gold Coast QLD Professional**  
**Race 3: K2 LAW BENCHMARK 75 Handicap - 2200m**  
 21 September 2024 - 13:08  
 Track Rating: Soft 5, Weather: Fine, Rail Position: True



Section	Overall	2000m	1800m	1600m	1400m	1200m	1000m	800m	600m	400m	200m
Section Times	2:17.58 [5] (0:15.13)	2:02.45 [7] (0:12.06)	1:50.39 [6] (0:12.45)	1:37.94 [6] (0:12.97)	1:24.97 [7] (0:12.86)	1:12.11 [7] (0:12.67)	0:59.44 [7] (0:12.38)	0:47.06 [7] (0:11.73)	0:35.33 [6] (0:11.34)	0:23.99 [6] (0:11.67)	0:12.32 [6] (0:12.32)
Average Speed [km/h]	47.6	59.8	58.0	56.0	56.3	56.8	58.6	61.6	63.8	61.8	58.6
Top Speed [km/h]	59.8	60.9	59.3	56.5	57.4	58.1	60.3	63.2	64.9	62.9	60.9
Avg. Dist. to Rail [m]	1.7	0.7	1.2	1.9	1.7	1.7	1.3	1.5	0.9	3.0	4.6
Avg. Stride Freq. [Hz]	2.2	2.4	2.3	2.3	2.2	2.2	2.3	2.3	2.4	2.4	2.3
Avg. Stride Length [m]	6.0	7.1	6.9	6.9	7.0	7.1	7.2	7.3	7.3	7.1	7.0



- [ ] Ranking at each section and finish
- .-.- No data available at this section
- NA No data available



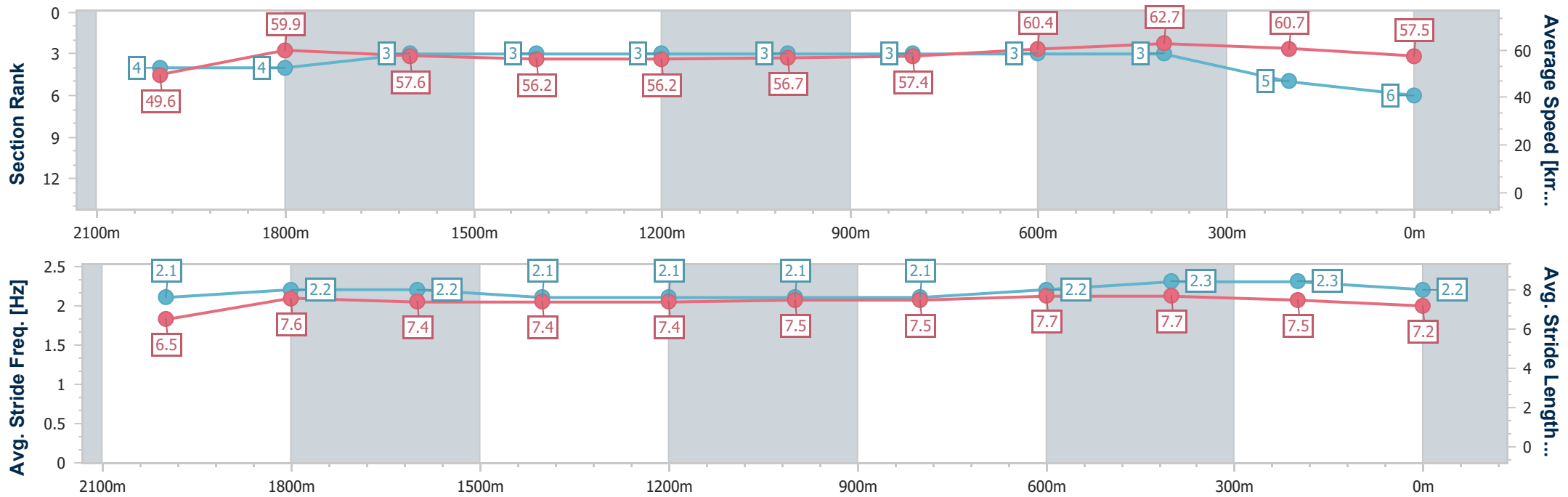
Horse/Jockey Name	Thesecondatportsea
Final Rank	6
Fastest Section Time (Section)	0:11.44 (600m)
Top Speed [km/h] (Section)	63.2 (600m)
Race State	Finished



**Aquis Park Gold Coast QLD Professional**  
**Race 3: K2 LAW BENCHMARK 75 Handicap - 2200m**  
 21 September 2024 - 13:08  
 Track Rating: Soft 5, Weather: Fine, Rail Position: True



Section	Overall	2000m	1800m	1600m	1400m	1200m	1000m	800m	600m	400m	200m
Section Times	2:17.77 [6] (0:14.54)	2:03.23 [4] (0:12.03)	1:51.20 [4] (0:12.47)	1:38.73 [3] (0:12.92)	1:25.81 [3] (0:12.81)	1:13.00 [3] (0:12.68)	1:00.32 [3] (0:12.58)	0:47.74 [3] (0:11.91)	0:35.83 [3] (0:11.44)	0:24.39 [3] (0:11.86)	0:12.53 [5] (0:12.53)
Average Speed [km/h]	49.6	59.9	57.6	56.2	56.2	56.7	57.4	60.4	62.7	60.7	57.5
Top Speed [km/h]	60.1	60.6	59.2	57.3	57.1	57.2	58.0	62.5	63.2	61.6	59.2
Avg. Dist. to Rail [m]	1.0	0.3	0.3	1.0	0.7	0.6	0.5	0.4	0.8	0.8	2.5
Avg. Stride Freq. [Hz]	2.1	2.2	2.2	2.1	2.1	2.1	2.1	2.2	2.3	2.3	2.2
Avg. Stride Length [m]	6.5	7.6	7.4	7.4	7.4	7.5	7.5	7.7	7.7	7.5	7.2



- [ ] Ranking at each section and finish
- .-.- No data available at this section
- NA No data available





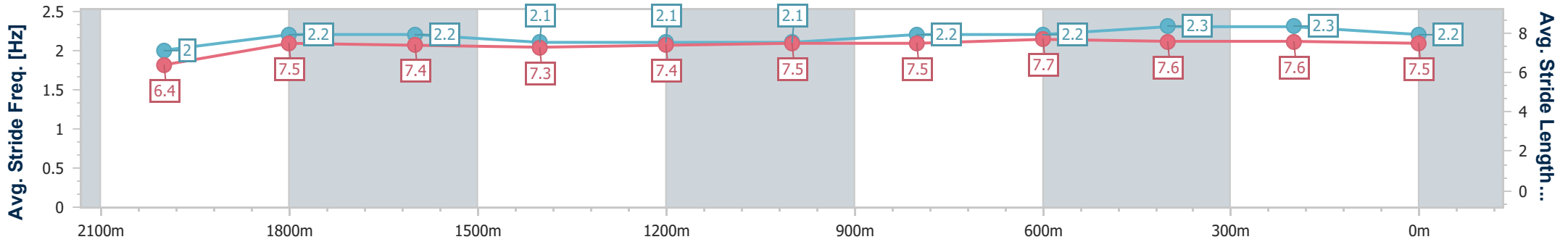
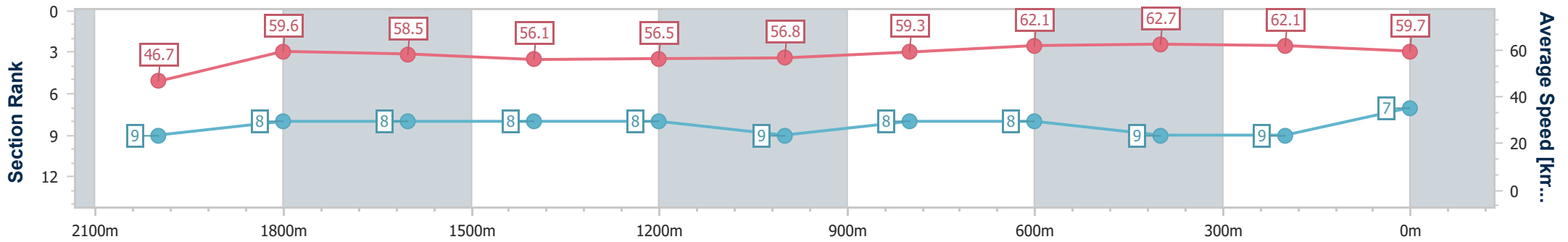
Horse/Jockey Name	Southern Stock
Final Rank	7
Fastest Section Time (Section)	0:11.71 (400m)
Top Speed [km/h] (Section)	64.0 (600m)
Race State	Finished



**Aquis Park Gold Coast QLD Professional**  
**Race 3: K2 LAW BENCHMARK 75 Handicap - 2200m**  
 21 September 2024 - 13:08  
 Track Rating: Soft 5, Weather: Fine, Rail Position: True



Section	Overall	2000m	1800m	1600m	1400m	1200m	1000m	800m	600m	400m	200m
Section Times	2:17.85 [7] (0:15.42)	2:02.43 [9] (0:12.11)	1:50.32 [8] (0:12.38)	1:37.94 [8] (0:12.97)	1:24.97 [8] (0:12.79)	1:12.18 [8] (0:12.70)	0:59.48 [9] (0:12.26)	0:47.22 [8] (0:11.74)	0:35.48 [8] (0:11.73)	0:23.75 [9] (0:11.71)	0:12.04 [9] (0:12.04)
Average Speed [km/h]	46.7	59.6	58.5	56.1	56.5	56.8	59.3	62.1	62.7	62.1	59.7
Top Speed [km/h]	59.3	60.7	59.4	57.1	57.9	58.2	62.5	63.4	64.0	62.6	60.9
Avg. Dist. to Rail [m]	2.9	0.8	1.5	2.1	1.9	1.8	1.8	3.4	4.6	5.0	7.3
Avg. Stride Freq. [Hz]	2.0	2.2	2.2	2.1	2.1	2.1	2.2	2.2	2.3	2.3	2.2
Avg. Stride Length [m]	6.4	7.5	7.4	7.3	7.4	7.5	7.5	7.7	7.6	7.6	7.5



- [ ] Ranking at each section and finish
- .-.- No data available at this section
- NA No data available



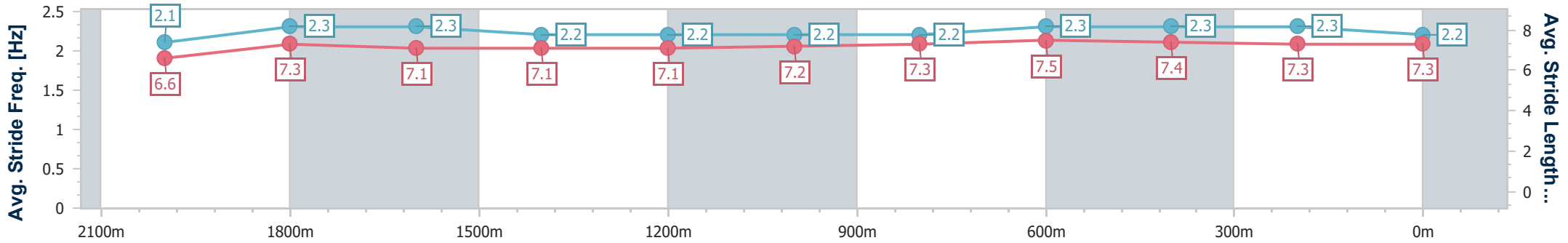
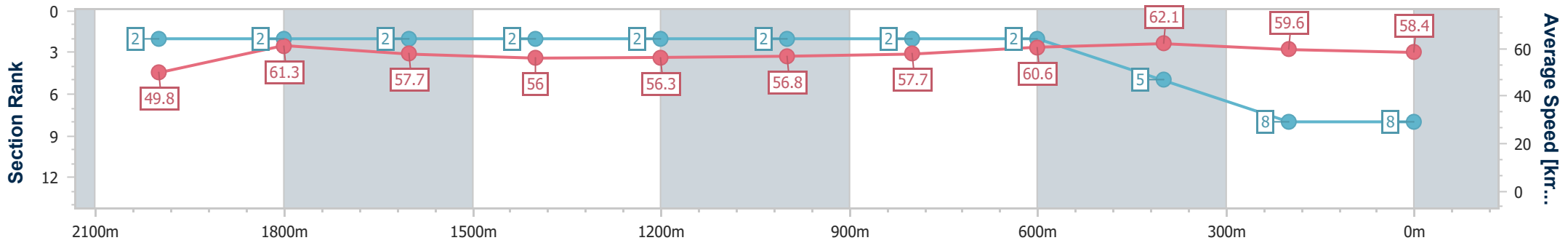
Horse/Jockey Name	Coup De Tonnerre
Final Rank	8
Fastest Section Time (Section)	0:11.62 (600m)
Top Speed [km/h] (Section)	63.4 (600m)
Race State	Finished



**Aquis Park Gold Coast QLD Professional**  
**Race 3: K2 LAW BENCHMARK 75 Handicap - 2200m**  
 21 September 2024 - 13:08  
 Track Rating: Soft 5, Weather: Fine, Rail Position: True



Section	Overall	2000m	1800m	1600m	1400m	1200m	1000m	800m	600m	400m	200m
Section Times	2:17.90 [8] (0:14.43)	2:03.47 [2] (0:11.83)	1:51.64 [2] (0:12.54)	1:39.10 [2] (0:12.94)	1:26.16 [2] (0:12.87)	1:13.29 [2] (0:12.69)	1:00.60 [2] (0:12.56)	0:48.04 [2] (0:11.95)	0:36.09 [2] (0:11.62)	0:24.47 [5] (0:12.13)	0:12.34 [8] (0:12.34)
Average Speed [km/h]	49.8	61.3	57.7	56.0	56.3	56.8	57.7	60.6	62.1	59.6	58.4
Top Speed [km/h]	61.6	62.1	59.6	57.4	56.9	57.6	58.8	62.6	63.4	60.6	58.6
Avg. Dist. to Rail [m]	4.3	2.4	1.2	2.2	1.8	1.9	1.4	1.5	0.8	3.0	5.8
Avg. Stride Freq. [Hz]	2.1	2.3	2.3	2.2	2.2	2.2	2.2	2.3	2.3	2.3	2.2
Avg. Stride Length [m]	6.6	7.3	7.1	7.1	7.1	7.2	7.3	7.5	7.4	7.3	7.3



- [ ] Ranking at each section and finish
- .-.- No data available at this section
- NA No data available



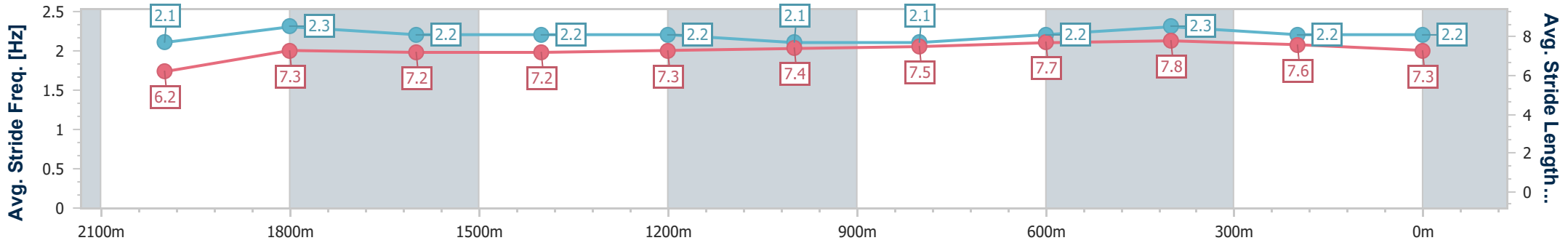
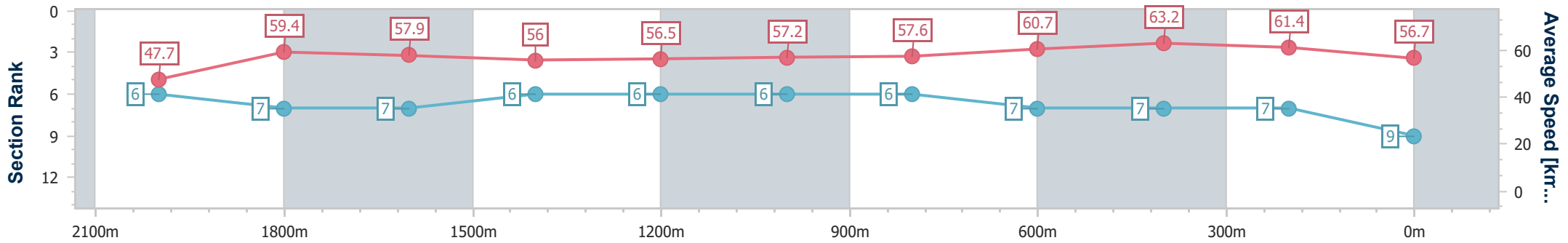
Horse/Jockey Name	Triple Money
Final Rank	9
Fastest Section Time (Section)	0:11.33 (600m)
Top Speed [km/h] (Section)	64.4 (600m)
Race State	Finished



**Aquis Park Gold Coast QLD Professional**  
**Race 3: K2 LAW BENCHMARK 75 Handicap - 2200m**  
 21 September 2024 - 13:08  
 Track Rating: Soft 5, Weather: Fine, Rail Position: True



Section	Overall	2000m	1800m	1600m	1400m	1200m	1000m	800m	600m	400m	200m
Section Times	2:18.12 [9] (0:15.09)	2:03.03 [6] (0:12.11)	1:50.92 [7] (0:12.45)	1:38.47 [7] (0:12.91)	1:25.56 [6] (0:12.79)	1:12.77 [6] (0:12.59)	1:00.18 [6] (0:12.52)	0:47.66 [6] (0:11.87)	0:35.79 [7] (0:11.33)	0:24.46 [7] (0:11.77)	0:12.69 [7] (0:12.69)
Average Speed [km/h]	47.7	59.4	57.9	56.0	56.5	57.2	57.6	60.7	63.2	61.4	56.7
Top Speed [km/h]	58.6	60.2	58.9	56.9	57.6	58.1	58.8	63.1	64.4	62.1	60.5
Avg. Dist. to Rail [m]	0.5	0.4	0.4	1.1	0.7	0.7	0.7	0.7	0.7	1.9	4.0
Avg. Stride Freq. [Hz]	2.1	2.3	2.2	2.2	2.2	2.1	2.1	2.2	2.3	2.2	2.2
Avg. Stride Length [m]	6.2	7.3	7.2	7.2	7.3	7.4	7.5	7.7	7.8	7.6	7.3



- [ ] Ranking at each section and finish
- .-.- No data available at this section
- NA No data available