



ALBION PARK, QLD
Race 1 - BORGBET TIPPING SERVICE - 520M
23/09/2024 - 18:44:44 PM

RUG	NAME	BOX	SECTION-1	SECTION-2	HOME	FINISH TIME
7	Born To Race	7	5.60	17.45	13.27	30.72 [1]
5	Indy Pace Car	5	5.66	17.60	13.22	30.82 [2]
4	Swooper's Bias	4	5.86	18.17	12.91	31.08 [3]
8	Lucky Llama	8	5.80	17.84	13.39	31.23 [4]
2	Kona Girl	2	5.67	17.81	13.72	31.53 [5]
3	Stilton Ava	3	5.79	18.46	13.08	31.54 [6]
6	Winged Wonder	6	5.78	18.71	13.09	31.80 [7]
1	Blue Ridge	1	5.82	18.66	13.22	31.88 [8]

Data based on IsoLynx Localised Positioning System.

Legend:

[] - Rank at each section









() - Avg. meters to rail for section

* - Estimated values





ALBION PARK, QLD
Race 2 - BOX 1 PHOTOGRAPHY - 520M
23/09/2024 - 19:06:50 PM

RUG	NAME	BOX	SECTION-1	SECTION-2	HOME	FINISH TIME
	Perfect Score	2	5.63	17.60	12.91	30.51 [1]
	Sunset Dreaming	8	5.69	17.73	13.15	30.88 [2]
	Indy Cha Cha	1	5.78	17.68	13.20	30.88 [3]
	Static	7	5.69	18.03	12.93	30.96 [4]
	Claretown Mikey	5	5.67	17.92	13.10	31.02 [5]
	Destini Eclipse	3	5.88	18.09	13.04	31.13 [6]
	Destini Lorenzo	6	5.73	25.42		31.15 [7]
	Jaggery	4	5.86	18.19	13.15	31.34 [8]



ALBION PARK, QLD
 Race 3 - GORSKI ENGINEERING - 520M
 23/09/2024 - 19:26:48 PM

RUG	NAME	BOX	TOP SPEED	50M	100M	150M	200M	250M	300M	350M	400M	450M	500M	217M HOME	FINISH TIME
8	Kingsbrae Alice	8	70.7km/h	3.68 [2] 52.8km/h (3.2M)	6.28 [1] 69.1km/h (1.3M)	8.87 [1] 69.4km/h (0.6M)	11.61 [1] 65.8km/h (1.5M)	14.38 [1] 65.0km/h (1.3M)	17.10 [1] 66.1km/h (1.3M)	19.94 [1] 63.5km/h (1.7M)	22.93 [1] 60.3km/h (1.6M)	25.97 [1] 59.1km/h (0.8M)	29.05 [1] 58.4km/h (0.7M)	12.99 60.2km/h (1.1M)	30.26 [1]
3	Titan Rhea	3	69.3km/h	3.64 [1] 52.9km/h (0.6M)	6.28 [2] 67.9km/h (0.1M)	9.03 [2] 65.7km/h (1.1M)	11.81 [2] 64.8km/h (1.7M)	14.58 [2] 64.8km/h (1.9M)	17.29 [2] 66.6km/h (1.9M)	20.09 [2] 64.2km/h (1.9M)	23.07 [2] 60.5km/h (2.0M)	26.09 [2] 59.6km/h (1.2M)	29.12 [2] 59.5km/h (1.1M)	12.86 60.8km/h (1.5M)	30.31 [2]
6	King Eternal	6	70.6km/h	3.94 [7] 50.5km/h (2.7M)	6.59 [7] 68.1km/h (1.3M)	9.19 [4] 69.3km/h (0.5M)	11.90 [4] 66.3km/h (0.7M)	14.68 [3] 64.9km/h (1.2M)	17.40 [3] 66.1km/h (1.6M)	20.22 [3] 63.7km/h (1.9M)	23.17 [3] 61.1km/h (1.5M)	26.20 [3] 59.4km/h (0.6M)	29.26 [3] 58.8km/h (0.2M)	12.91 60.6km/h (0.9M)	30.47 [3]
5	Steel Gunn	5	70.0km/h	3.88 [6] 52.0km/h (1.4M)	6.51 [6] 68.3km/h (0.3M)	9.29 [6] 64.7km/h (1.7M)	12.13 [6] 63.4km/h (2.5M)	14.97 [6] 63.5km/h (2.8M)	17.67 [6] 66.6km/h (2.9M)	20.49 [5] 64.0km/h (2.5M)	23.45 [5] 60.8km/h (2.3M)	26.48 [5] 59.5km/h (1.4M)	29.49 [5] 59.7km/h (1.4M)	12.83 61.0km/h (1.8M)	30.67 [4]
7	Drop Pin	7	69.0km/h	3.75 [4] 52.0km/h (2.2M)	6.41 [4] 67.6km/h (0.9M)	9.12 [3] 66.7km/h (1.2M)	11.90 [3] 64.7km/h (1.0M)	14.74 [4] 63.3km/h (2.2M)	17.50 [4] 65.4km/h (2.8M)	20.37 [4] 62.9km/h (1.9M)	23.37 [4] 60.0km/h (1.5M)	26.41 [4] 59.1km/h (0.9M)	29.48 [4] 58.6km/h (0.7M)	13.04 60.0km/h (1.1M)	30.70 [5]
4	Dundee Cooper	4	70.1km/h	3.79 [5] 51.7km/h (1.3M)	6.43 [5] 68.0km/h (0.4M)	9.41 [7] 61.0km/h (0.7M)	12.20 [7] 64.4km/h (0.6M)	15.00 [7] 64.3km/h (1.5M)	17.72 [7] 66.1km/h (1.9M)	20.64 [7] 61.9km/h (1.6M)	23.70 [7] 58.8km/h (1.3M)	26.77 [6] 58.7km/h (0.6M)	29.78 [6] 59.7km/h (0.8M)	13.06 59.8km/h (1.1M)	30.95 [6]
2	Tayla's Lass	2	68.9km/h	3.75 [3] 52.3km/h (0.6M)	6.41 [3] 67.5km/h (0.3M)	9.19 [5] 64.9km/h (0.7M)	12.06 [5] 62.7km/h (1.8M)	14.90 [5] 63.4km/h (1.9M)	17.65 [5] 65.4km/h (2.2M)	20.60 [6] 61.2km/h (1.8M)	23.69 [6] 58.2km/h (1.9M)	26.78 [7] 58.3km/h (1.2M)	29.86 [7] 58.5km/h (2.1M)	13.24 59.0km/h (1.7M)	31.06 [7]
1	Drop Of Red	1	68.3km/h	4.01 [8] 50.4km/h (0.4M)	6.70 [8] 66.8km/h (0.2M)	9.41 [8] 66.3km/h (1.4M)	12.24 [8] 63.6km/h (1.5M)	15.13 [8] 62.4km/h (2.6M)	17.91 [8] 64.6km/h (3.4M)	20.81 [8] 62.3km/h (2.1M)	23.84 [8] 59.3km/h (1.7M)	26.89 [8] 59.0km/h (1.0M)	29.91 [8] 59.7km/h (1.0M)	13.01 60.1km/h (1.3M)	31.09 [8]

Data based on IsoLynx Localised Positioning System.

Legend:

[] - Rank at each section

() - Avg. meters to rail for section

* - Estimated values





ALBION PARK, QLD
 Race 4 - GARRARD'S HORSE AND HOUND - 600M
 23/09/2024 - 19:52:58 PM

RUG	NAME	BOX	TOP SPEED	50M	100M	150M	200M	250M	300M	350M	400M	450M	500M	550M	600M	217M HOME	FINISH TIME
8	Hara's Luna	8	72.4km/h	3.78* [2] 51.3km/h	6.55* [2] 64.9km/h	9.15* [2] 69.4km/h	11.71* [2] 70.3km/h	14.44* [2] 65.9km/h	17.27* [2] 63.7km/h	20.10* [2] 63.7km/h	22.88* [2] 64.7km/h	25.85* [2] 60.6km/h	28.89* [1] 59.2km/h	31.98* [1] 58.4km/h	34.99* [1] 59.4km/h	13.07*	34.99 [1]
1	Spiderbait	1	71.8km/h	3.83 [3] 50.8km/h (1.0M)	6.68 [3] 63.3km/h (1.1M)	9.30 [3] 68.8km/h (1.4M)	11.85 [3] 70.4km/h (0.5M)	14.58 [3] 66.1km/h (1.1M)	17.39 [3] 64.0km/h (1.7M)	20.21 [3] 63.8km/h (2.8M)	23.00 [3] 64.6km/h (2.1M)	25.98 [3] 60.4km/h (2.2M)	29.03 [3] 59.0km/h (1.9M)	32.23 [3] 56.3km/h (1.6M)	35.34 [2] 58.0km/h (0.8M)	13.30 (1.6M)	35.34 [2]
3	Master Distiller	3	72.4km/h	3.72 [1] 51.7km/h (1.7M)	6.42 [1] 66.7km/h (1.0M)	8.98 [1] 70.3km/h (0.9M)	11.50 [1] 71.3km/h (0.6M)	14.20 [1] 66.8km/h (0.9M)	17.05 [1] 63.3km/h (1.5M)	19.92 [1] 62.6km/h (2.5M)	22.76 [1] 63.4km/h (2.3M)	25.79 [1] 59.4km/h (2.0M)	28.96 [2] 56.8km/h (1.8M)	32.22 [2] 55.3km/h (0.8M)	35.47 [3] 55.4km/h (0.4M)	13.69 (1.3M)	35.47 [3]
7	Law Raine	7	68.9km/h	3.95 [6] 48.9km/h (2.3M)	6.77 [5] 63.8km/h (0.5M)	9.45 [5] 67.2km/h (0.3M)	12.13 [5] 67.0km/h (0.2M)	14.98 [5] 63.1km/h (0.2M)	17.90 [5] 61.8km/h (0.8M)	20.80 [5] 62.1km/h (1.6M)	23.68 [5] 62.6km/h (1.6M)	26.73 [5] 59.1km/h (1.4M)	29.79 [5] 58.7km/h (1.0M)	32.83 [5] 59.3km/h (0.3M)	35.74 [4] 60.2km/h (0.3M)	13.05 (0.8M)	35.74 [4]
6	Midnight Bandit	6	70.7km/h	3.87* [4] 50.2km/h	6.71* [4] 63.4km/h	9.37* [4] 67.8km/h	11.99* [4] 68.7km/h	14.78* [4] 64.4km/h	17.68* [4] 62.2km/h	20.57* [4] 62.2km/h	23.42* [4] 63.2km/h	26.47* [4] 59.2km/h	29.58* [4] 57.8km/h	32.74* [4] 57.0km/h	35.82* [5] 58.0km/h	13.38*	35.82 [5]
2	Me And You	2	69.2km/h	3.87 [5] 49.6km/h (1.6M)	6.82 [6] 61.2km/h (1.2M)	9.52 [6] 66.6km/h (1.3M)	12.19 [6] 67.3km/h (0.5M)	15.05 [6] 63.2km/h (0.7M)	17.99 [6] 61.3km/h (1.3M)	20.89 [6] 61.9km/h (2.2M)	23.74 [6] 63.2km/h (2.3M)	26.78 [6] 59.3km/h (1.8M)	29.87 [6] 58.2km/h (1.4M)	32.94 [6] 58.6km/h (0.5M)	35.93 [6] 60.3km/h (0.5M)	13.17 (1.1M)	35.93 [6]

Data based on IsoLynx Localised Positioning System.

Legend:

[] - Rank at each section

() - Avg. meters to rail for section

* - Estimated values





ALBION PARK, QLD
Race 5 - TAB - VENUE MODE - 600M
23/09/2024 - 20:15:12 PM

RUG	NAME	BOX	TOP SPEED	50M	100M	150M	200M	250M	300M	350M	400M	450M	500M	550M	600M	217M HOME	FINISH TIME
3	Last To Know	3	70.7km/h	3.87 [2] 49.5km/h (2.0M)	6.65 [2] 64.7km/h (1.2M)	9.28 [2] 68.7km/h (1.4M)	11.86 [2] 69.5km/h (0.8M)	14.62 [2] 65.2km/h (0.7M)	17.51 [2] 62.3km/h (1.3M)	20.42 [2] 61.9km/h (2.1M)	23.28 [2] 62.9km/h (2.1M)	26.31 [2] 59.4km/h (2.1M)	29.45 [2] 57.5km/h (1.9M)	32.59 [1] 57.3km/h (1.0M)	35.68 [1] 58.2km/h (0.9M)	13.38 58.4km/h (1.5M)	35.68 [1]
8	Samson's Delilah	8	71.7km/h	3.91* [3] 49.2km/h	7.00* [4] 58.8km/h	9.64* [4] 68.1km/h	12.22* [4] 69.8km/h	14.97* [4] 65.6km/h	17.85* [4] 62.6km/h	20.72* [3] 62.6km/h	23.56* [3] 63.5km/h	26.56* [3] 59.9km/h	29.66* [3] 58.1km/h	32.76* [3] 58.1km/h	35.78* [2] 59.1km/h	13.20*	35.78 [2]
7	Just Loco	7	66.8km/h	4.28 [7] 44.0km/h (2.3M)	8.54 [7] 44.7km/h (1.2M)	11.40 [7] 63.0km/h (0.7M)	14.14 [7] 65.5km/h (0.7M)	17.02 [7] 62.4km/h (0.8M)	20.07 [7] 59.0km/h (1.5M)	23.06 [7] 60.3km/h (1.8M)	26.02 [7] 60.8km/h (2.1M)	29.17 [7] 57.1km/h (1.8M)	32.43 [7] 55.4km/h (1.5M)	35.62 [7] 56.3km/h (0.5M)	35.82 [3] 58.0km/h (0.4M)	10.83 56.9km/h (1.1M)	35.82 [3]
1	Mculty	1	70.6km/h	3.75 [1] 51.4km/h (1.5M)	6.47 [1] 66.0km/h (1.2M)	9.10 [1] 68.4km/h (2.1M)	11.67 [1] 69.7km/h (0.6M)	14.44 [1] 65.1km/h (0.6M)	17.34 [1] 62.1km/h (1.1M)	20.29 [1] 61.2km/h (2.1M)	23.19 [1] 61.8km/h (2.2M)	26.26 [1] 58.8km/h (1.7M)	29.44 [1] 56.6km/h (1.5M)	32.66 [2] 55.8km/h (0.4M)	35.87 [4] 56.2km/h (0.6M)	13.67 57.2km/h (1.1M)	35.87 [4]
5	Glenreagh Bullet	5	71.4km/h	3.93* [4] 49.0km/h	7.03* [5] 58.5km/h	9.69* [5] 67.8km/h	12.28* [5] 69.5km/h	15.04* [5] 65.2km/h	17.93* [5] 62.3km/h	20.82* [5] 62.3km/h	23.67* [5] 63.2km/h	26.69* [4] 59.6km/h	29.80* [4] 57.8km/h	32.92* [5] 57.8km/h	35.95* [5] 58.8km/h	13.26*	35.95 [5]
2	Imposing Schnaps	2	70.4km/h	3.97 [5] 49.9km/h (1.2M)	6.85 [3] 62.5km/h (1.4M)	9.50 [3] 68.0km/h (1.7M)	12.11 [3] 68.9km/h (0.7M)	14.89 [3] 64.7km/h (0.9M)	17.82 [3] 61.6km/h (1.7M)	20.74 [4] 61.6km/h (2.6M)	23.63 [4] 62.2km/h (2.9M)	26.71 [5] 58.6km/h (2.2M)	29.85 [6] 57.3km/h (2.0M)	32.99 [6] 57.3km/h (1.4M)	36.04 [6] 58.7km/h (2.2M)	13.40 58.3km/h (2.0M)	36.04 [6]
6	Who Goes There	6	69.8km/h	4.05 [6] 47.8km/h (1.8M)	7.12 [6] 58.9km/h (1.0M)	9.81 [6] 66.9km/h (1.0M)	12.43 [6] 68.5km/h (0.7M)	15.22 [6] 64.7km/h (0.9M)	18.10 [6] 62.6km/h (1.4M)	20.97 [6] 62.6km/h (1.8M)	23.79 [6] 63.7km/h (1.9M)	26.77 [6] 60.5km/h (1.7M)	29.84 [5] 58.7km/h (1.3M)	32.91 [4] 58.6km/h (0.3M)	38.73 [7] 59.3km/h (0.4M)	15.91 59.6km/h (1.0M)	38.73 [7]

Data based on IsoLynx Localised Positioning System.

Legend:

[] - Rank at each section

() - Avg. meters to rail for section

* - Estimated values





ALBION PARK, QLD
 Race 6 - FABREGAS @ METICULOUS LODGE - 710M
 23/09/2024 - 20:36:42 PM

RUG	NAME	BOX	TOP SPEED	50M	100M	150M	200M	250M	300M	350M	400M	450M	500M	550M	600M	650M	700M	217M HOME	FINISH TIME
8	Away Days	8	68.6km/h	3.87 [6] (4.0M)	6.67 [4] (2.9M)	9.53 [4] (2.6M)	12.33 [4] (1.4M)	15.04 [4] (0.5M)	17.71 [4] (0.3M)	20.62 [5] (0.3M)	23.57 [4] (0.9M)	26.55 [4] (1.3M)	29.50 [4] (1.5M)	32.57 [4] (1.5M)	35.72 [3] (1.3M)	38.90 [3] (0.8M)	42.03 [1] (0.8M)	13.54 (1.0M)	42.63 [1]
1	Fast Milkman	1	68.1km/h	3.83 [4] (0.5M)	6.64 [3] (1.4M)	9.40 [3] (1.5M)	12.14 [3] (0.9M)	14.85 [3] (0.4M)	17.55 [3] (0.2M)	20.37 [2] (0.2M)	23.31 [2] (1.0M)	26.30 [2] (1.6M)	29.24 [2] (2.1M)	32.35 [2] (1.7M)	35.55 [2] (1.5M)	38.84 [2] (1.1M)	42.11 [2] (1.3M)	13.91 (1.4M)	42.74 [2]
6	Small Town	6	68.3km/h	3.83 [3] (3.4M)	6.75 [5] (2.6M)	9.73 [6] (2.2M)	12.50 [6] (0.9M)	15.21 [6] (0.8M)	17.89 [6] (0.8M)	20.70 [6] (0.6M)	23.65 [6] (1.1M)	26.63 [5] (1.4M)	29.60 [5] (2.5M)	32.69 [5] (1.9M)	35.84 [5] (1.5M)	39.00 [4] (0.6M)	42.19 [4] (0.5M)	13.65 (1.1M)	42.83 [3]
3	Buckeye Bullet	3	68.3km/h	3.79 [1] (1.4M)	6.58 [2] (1.7M)	9.31 [1] (1.8M)	12.08 [1] (1.4M)	14.82 [2] (1.2M)	17.52 [2] (0.4M)	20.41 [3] (1.0M)	23.41 [3] (1.7M)	26.47 [3] (2.6M)	29.43 [3] (2.9M)	32.55 [3] (2.0M)	35.74 [4] (1.8M)	39.00 [5] (1.4M)	42.23 [5] (1.8M)	13.83 (1.7M)	42.85 [4]
4	Jeremiah Fire	4	69.4km/h	3.83 [2] (2.3M)	6.58 [1] (2.1M)	9.33 [2] (2.2M)	12.09 [2] (1.9M)	14.79 [1] (1.6M)	17.42 [1] (0.6M)	20.20 [1] (0.4M)	23.14 [1] (0.9M)	26.15 [1] (1.3M)	29.09 [1] (1.5M)	32.19 [1] (1.6M)	35.44 [1] (1.4M)	38.79 [1] (0.6M)	42.19 [3] (0.4M)	14.18 (1.0M)	42.86 [5]
7	I'M Sandwiches	7	67.8km/h	3.93 [7] (3.5M)	6.77 [6] (2.8M)	9.58 [5] (2.9M)	12.34 [5] (2.1M)	15.06 [5] (2.0M)	17.75 [5] (1.1M)	20.61 [4] (1.2M)	23.63 [5] (1.5M)	26.67 [6] (2.5M)	29.67 [6] (3.1M)	32.79 [6] (2.2M)	35.97 [6] (1.6M)	39.17 [6] (0.9M)	42.36 [6] (1.2M)	13.74 (1.4M)	42.98 [6]
5	Goddess Of War	5	67.1km/h	3.86 [5] (2.9M)	6.82 [7] (2.5M)	9.84 [7] (3.4M)	12.65 [7] (1.6M)	15.40 [7] (1.5M)	18.13 [7] (1.5M)	20.99 [7] (0.9M)	24.00 [7] (1.3M)	27.05 [7] (2.0M)	30.05 [7] (3.1M)	33.16 [7] (2.0M)	36.33 [7] (1.7M)	39.55 [7] (0.7M)	42.76 [7] (1.2M)	13.74 (1.5M)	43.37 [7]

Data based on IsoLynx Localised Positioning System.

Legend:

[] - Rank at each section

() - Avg. meters to rail for section

* - Estimated values





ALBION PARK, QLD
Race 7 - SKY RACING - 520M
23/09/2024 - 20:58:53 PM

RUG	NAME	BOX	TOP SPEED	50M	100M	150M	200M	250M	300M	350M	400M	450M	500M	217M HOME	FINISH TIME
5	Waikarie Molly	5	70.7km/h	3.69 [2] 52.9km/h (1.9M)	6.30 [1] 69.0km/h (1.0M)	8.89 [1] 69.5km/h (0.6M)	11.58 [1] 66.9km/h (0.7M)	14.34 [1] 65.1km/h (1.2M)	17.08 [1] 65.9km/h (1.5M)	19.93 [1] 63.2km/h (1.5M)	22.94 [1] 59.8km/h (1.3M)	26.05 [1] 57.8km/h (0.6M)	29.26 [1] 56.1km/h (0.1M)	13.31 58.8km/h (0.8M)	30.55 [1]
3	Maid In Space	3	69.6km/h	3.79 [4] 51.6km/h (0.9M)	6.44 [4] 67.9km/h (0.2M)	9.11 [4] 67.4km/h (0.3M)	11.85 [3] 65.7km/h (0.5M)	14.64 [2] 64.6km/h (1.3M)	17.35 [2] 66.6km/h (1.5M)	20.13 [2] 64.6km/h (1.5M)	23.07 [2] 61.3km/h (1.4M)	26.06 [2] 60.3km/h (0.8M)	29.27 [2] 56.3km/h (0.5M)	13.16 59.6km/h (1.0M)	30.67 [2]
2	Prim And Precise	2	69.7km/h	3.86 [5] 51.8km/h (0.5M)	6.50 [5] 68.1km/h (0.3M)	9.20 [6] 66.7km/h (0.4M)	11.92 [5] 66.1km/h (0.8M)	14.81 [4] 62.5km/h (2.4M)	17.61 [4] 64.2km/h (2.8M)	20.46 [4] 63.2km/h (1.8M)	23.42 [4] 60.7km/h (1.4M)	26.50 [4] 58.5km/h (1.0M)	29.56 [3] 58.8km/h (1.2M)	12.98 60.2km/h (1.2M)	30.76 [3]
6	Judged	6	70.2km/h	3.88 [6] 51.7km/h (3.5M)	6.52 [6] 68.2km/h (2.2M)	9.18 [5] 67.7km/h (1.2M)	11.97 [6] 64.4km/h (1.4M)	14.86 [6] 62.5km/h (3.3M)	17.63 [6] 64.8km/h (5.2M)	20.49 [6] 63.0km/h (2.7M)	23.50 [5] 60.0km/h (2.1M)	26.56 [5] 58.8km/h (1.5M)	29.59 [4] 59.5km/h (2.9M)	12.96 60.3km/h (2.3M)	30.76 [4]
1	Destini Novella	1	68.7km/h	3.91 [7] 51.3km/h (0.5M)	6.61 [7] 66.7km/h (0.4M)	9.27 [7] 67.5km/h (0.5M)	12.05 [7] 64.9km/h (0.9M)	14.86 [5] 64.1km/h (1.3M)	17.62 [5] 65.3km/h (1.3M)	20.49 [5] 62.7km/h (1.4M)	23.53 [6] 59.2km/h (1.3M)	26.58 [6] 59.0km/h (0.5M)	29.59 [5] 59.7km/h (0.1M)	12.99 60.2km/h (0.8M)	30.77 [5]
4	Awesome Story	4	69.2km/h	3.68 [1] 52.9km/h (1.3M)	6.34 [2] 67.7km/h (0.6M)	9.05 [2] 66.5km/h (0.6M)	11.84 [2] 64.4km/h (1.0M)	14.69 [3] 63.1km/h (1.7M)	17.46 [3] 65.0km/h (1.9M)	20.32 [3] 63.0km/h (1.7M)	23.34 [3] 59.5km/h (1.7M)	26.45 [3] 58.0km/h (0.7M)	29.63 [6] 56.7km/h (0.5M)	13.25 59.1km/h (1.0M)	30.88 [6]
7	Cleopatra Hayze	7	68.8km/h	3.75 [3] 51.9km/h (3.4M)	6.42 [3] 67.2km/h (1.7M)	9.09 [3] 67.4km/h (1.3M)	11.88 [4] 64.5km/h (1.7M)	14.88 [7] 60.4km/h (2.9M)	17.77 [7] 62.1km/h (4.3M)	20.66 [7] 62.4km/h (2.2M)	23.65 [7] 60.2km/h (1.9M)	26.69 [7] 59.3km/h (1.7M)	29.72 [7] 59.4km/h (3.2M)	12.96 60.3km/h (2.2M)	30.90 [7]

Data based on IsoLynx Localised Positioning System.

Legend:

[] - Rank at each section

() - Avg. meters to rail for section

* - Estimated values





ALBION PARK, QLD
 Race 8 - ROSEWOOD VETERINARY SERVICE 5th Grade F - 520M
 23/09/2024 - 21:17:03 PM

RUG	NAME	BOX	TOP SPEED	50M	100M	150M	200M	250M	300M	350M	400M	450M	500M	217M HOME	FINISH TIME
1	Humble Hornet	1	70.0km/h	3.80 [3] 52.2km/h (0.6M)	6.43 [2] 68.2km/h (0.1M)	9.12 [1] 67.1km/h (0.3M)	11.83 [1] 66.4km/h (0.7M)	14.58 [1] 65.4km/h (1.5M)	17.27 [1] 67.1km/h (1.4M)	20.06 [1] 64.6km/h (1.5M)	23.00 [1] 61.2km/h (1.5M)	26.00 [1] 59.9km/h (0.7M)	29.04 [1] 59.3km/h (0.3M)	12.80 61.1km/h (0.9M)	30.23 [1]
4	Akela Judo	4	69.0km/h	3.96 [6] 49.3km/h (1.9M)	6.67 [6] 66.4km/h (0.6M)	9.31 [6] 68.3km/h (0.2M)	11.99 [4] 67.0km/h (0.5M)	14.74 [3] 65.5km/h (1.2M)	17.45 [3] 66.5km/h (1.4M)	20.22 [2] 64.8km/h (1.4M)	23.16 [2] 61.4km/h (1.3M)	26.13 [2] 60.6km/h (0.5M)	29.14 [2] 59.9km/h (0.6M)	12.70 61.6km/h (0.9M)	30.31 [2]
5	Miss Darkside	5	70.7km/h	3.80 [1] 52.2km/h (2.1M)	6.41 [1] 68.9km/h (0.8M)	9.13 [2] 66.2km/h (0.9M)	11.91 [2] 64.9km/h (1.5M)	14.72 [2] 64.1km/h (2.1M)	17.44 [2] 65.9km/h (2.8M)	20.30 [3] 63.2km/h (2.3M)	23.31 [3] 59.7km/h (2.2M)	26.36 [4] 59.0km/h (1.0M)	29.42 [4] 58.9km/h (0.7M)	13.01 60.1km/h (1.4M)	30.62 [3]
9	Ellie Rhee Court	6	69.9km/h	3.87* [4] 51.2km/h	6.53* [4] 67.7km/h	9.24* [3] 66.4km/h	11.99* [3] 65.5km/h	14.81* [4] 64.0km/h	17.54* [4] 65.9km/h	20.36* [4] 63.8km/h	23.33* [4] 60.5km/h	26.35* [3] 59.8km/h	29.37* [3] 59.5km/h	12.92* 60.8km/h	30.62 [4]
7	Ava's Bluey	7	69.7km/h	3.88* [5] 51.1km/h	6.54* [5] 67.6km/h	9.26* [5] 66.2km/h	12.02* [5] 65.3km/h	14.84* [5] 63.8km/h	17.58* [5] 65.8km/h	20.41* [5] 63.6km/h	23.39* [5] 60.4km/h	26.41* [5] 59.6km/h	29.44* [5] 59.3km/h	12.95* 60.7km/h	30.69 [5]
2	Astro Lee	2	69.7km/h	3.80 [2] 52.2km/h (1.2M)	6.44 [3] 68.1km/h (0.5M)	9.26 [4] 64.0km/h (2.0M)	12.08 [6] 63.6km/h (1.8M)	14.95 [6] 62.8km/h (2.7M)	17.72 [6] 65.1km/h (3.5M)	20.57 [6] 63.0km/h (2.3M)	23.62 [7] 59.1km/h (2.5M)	26.70 [7] 58.6km/h (1.2M)	29.74 [7] 59.1km/h (1.3M)	13.06 59.9km/h (1.8M)	30.94 [6]
8	Aussie Sands	8	68.2km/h	3.97 [7] 49.9km/h (2.6M)	6.68 [7] 66.5km/h (1.6M)	9.38 [7] 66.7km/h (1.3M)	12.14 [7] 65.1km/h (1.3M)	15.03 [7] 62.3km/h (3.1M)	17.80 [7] 65.1km/h (3.7M)	20.64 [7] 63.3km/h (1.8M)	23.58 [6] 61.4km/h (1.5M)	26.54 [6] 60.8km/h (0.6M)	29.52 [6] 60.5km/h (0.2M)	13.03 61.4km/h (0.9M)	30.99 [7]

Data based on IsoLynx Localised Positioning System.
 Legend:
 [] - Rank at each section
 () - Avg. meters to rail for section
 * - Estimated values





ALBION PARK, QLD
Race 9 - TIGGERLONG TONK @ STUD - 520M
23/09/2024 - 21:38:53 PM

RUG	NAME	BOX	TOP SPEED	50M	100M	150M	200M	250M	300M	350M	400M	450M	500M	217M HOME	FINISH TIME
7	Striking Miss	7	70.1km/h	3.73 [1] 52.2km/h (2.4M)	6.36 [1] 68.4km/h (0.6M)	9.05 [1] 66.9km/h (0.6M)	11.80 [1] 65.4km/h (0.9M)	14.59 [1] 64.7km/h (1.6M)	17.32 [1] 65.7km/h (2.2M)	20.17 [1] 63.2km/h (1.8M)	23.16 [1] 60.4km/h (1.5M)	26.20 [1] 59.2km/h (0.8M)	29.24 [1] 59.1km/h (0.3M)	12.95 60.4km/h (1.0M)	30.44 [1]
3	Keep Tracking	3	67.3km/h	3.91 [7] 49.9km/h (1.1M)	6.64 [7] 65.8km/h (0.2M)	9.35 [6] 66.4km/h (0.3M)	12.12 [2] 65.0km/h (0.6M)	14.91 [2] 64.4km/h (1.5M)	17.65 [2] 65.7km/h (2.3M)	20.51 [2] 63.0km/h (1.8M)	23.50 [2] 60.3km/h (1.5M)	26.52 [2] 59.5km/h (0.8M)	29.56 [2] 59.3km/h (0.5M)	12.94 60.4km/h (1.0M)	30.76 [2]
8	Shazam	8	67.4km/h	3.86 [5] 51.0km/h (3.0M)	6.60 [6] 65.3km/h (1.8M)	9.57 [8] 61.0km/h (1.4M)	12.37 [5] 64.1km/h (0.8M)	15.21 [4] 63.6km/h (2.2M)	17.92 [4] 66.3km/h (3.2M)	20.78 [4] 63.1km/h (2.1M)	23.76 [4] 60.4km/h (1.7M)	26.77 [4] 59.7km/h (1.1M)	29.75 [4] 60.6km/h (1.9M)	12.81 61.0km/h (1.6M)	30.90 [3]
6	Mandela Hayze	6	67.9km/h	3.84 [4] 50.7km/h (2.5M)	6.55 [5] 66.2km/h (1.5M)	9.30 [5] 65.4km/h (1.9M)	12.18 [3] 62.7km/h (2.8M)	15.02 [3] 63.4km/h (2.8M)	17.72 [3] 66.6km/h (2.6M)	20.57 [3] 63.3km/h (2.3M)	23.57 [3] 60.0km/h (2.1M)	26.63 [3] 58.7km/h (1.4M)	29.72 [3] 58.3km/h (1.3M)	13.06 59.9km/h (1.6M)	30.94 [4]
4	Destini Ignazio	4	69.2km/h	3.87 [6] 50.5km/h (1.9M)	6.54 [4] 67.3km/h (0.8M)	9.22 [3] 67.2km/h (0.7M)	12.35 [4] 57.8km/h (2.2M)	15.31 [5] 60.9km/h (3.3M)	18.08 [5] 64.7km/h (4.3M)	20.95 [5] 62.8km/h (2.2M)	23.93 [5] 60.3km/h (1.6M)	27.00 [5] 58.7km/h (1.1M)	30.16 [5] 56.9km/h (2.5M)	13.17 59.4km/h (1.8M)	31.42 [5]
5	Sirmione	5	68.4km/h	3.93 [8] 49.4km/h (2.2M)	6.64 [8] 66.4km/h (1.2M)	9.36 [7] 66.4km/h (1.0M)	12.45 [7] 58.7km/h (1.3M)	15.47 [6] 59.7km/h (1.6M)	18.26 [6] 64.5km/h (2.2M)	21.09 [6] 63.4km/h (1.6M)	24.05 [6] 61.0km/h (1.7M)	27.08 [6] 59.4km/h (1.1M)	30.21 [6] 57.6km/h (2.0M)	13.02 60.1km/h (1.6M)	31.44 [6]
2	City Steamer	2	67.9km/h	3.79 [3] 51.5km/h (1.1M)	6.50 [3] 66.5km/h (1.0M)	9.25 [4] 65.4km/h (1.5M)	12.50 [8] 55.7km/h (2.8M)	15.57 [8] 58.9km/h (3.3M)	18.37 [7] 64.1km/h (3.8M)	21.29 [7] 61.8km/h (2.5M)	24.31 [7] 59.6km/h (1.9M)	27.34 [7] 59.4km/h (0.8M)	30.37 [7] 59.3km/h (0.8M)	13.03 60.0km/h (1.4M)	31.57 [7]
1	Easy Beat	1	69.4km/h	3.77 [2] 52.2km/h (0.4M)	6.41 [2] 67.9km/h (0.2M)	9.15 [2] 65.8km/h (1.0M)	12.43 [6] 55.4km/h (1.6M)	15.54 [7] 58.0km/h (2.6M)	18.39 [8] 63.2km/h (2.7M)	21.31 [8] 61.6km/h (1.7M)	24.37 [8] 58.8km/h (1.3M)	27.46 [8] 58.2km/h (0.6M)	30.59 [8] 57.7km/h (0.6M)	13.25 59.0km/h (1.0M)	31.81 [8]

Data based on IsoLynx Localised Positioning System.

Legend:

[] - Rank at each section

() - Avg. meters to rail for section

* - Estimated values





ALBION PARK, QLD
Race 10 - CARINA LEAGUES CLUB - 520M
23/09/2024 - 22:02:48 PM

RUG	NAME	BOX	TOP SPEED	50M	100M	150M	200M	250M	300M	350M	400M	450M	500M	217M HOME	FINISH TIME
5	Togatuki	5	69.3km/h	3.70 [1] 52.4km/h (1.9M)	6.35 [1] 67.6km/h (0.8M)	9.01 [1] 67.8km/h (0.6M)	11.73 [1] 66.2km/h (1.0M)	14.50 [1] 65.0km/h (1.7M)	17.21 [1] 66.3km/h (2.3M)	20.05 [1] 63.4km/h (2.0M)	23.00 [1] 61.0km/h (1.7M)	25.97 [1] 60.5km/h (1.0M)	28.96 [1] 60.4km/h (1.0M)	12.75 61.3km/h (1.3M)	30.12 [1]
3	Go Seek Izra	3	69.3km/h	3.81 [4] 51.7km/h (1.0M)	6.47 [4] 67.6km/h (0.5M)	9.16 [3] 66.9km/h (1.1M)	11.95 [3] 64.6km/h (1.3M)	14.75 [3] 64.2km/h (1.7M)	17.49 [3] 65.9km/h (2.0M)	20.32 [3] 63.6km/h (1.4M)	23.33 [3] 59.7km/h (1.6M)	26.40 [3] 58.7km/h (1.0M)	29.47 [2] 58.7km/h (1.0M)	13.02 60.1km/h (1.2M)	30.67 [2]
7	Federal Vixen	7	69.4km/h	3.74 [2] 52.0km/h (2.8M)	6.40 [2] 67.6km/h (1.2M)	9.08 [2] 67.3km/h (0.9M)	11.80 [2] 65.9km/h (1.1M)	14.60 [2] 64.5km/h (1.5M)	17.35 [2] 65.3km/h (2.5M)	20.22 [2] 62.8km/h (1.7M)	23.26 [2] 59.3km/h (1.3M)	26.37 [2] 57.7km/h (0.6M)	29.55 [3] 56.7km/h (0.4M)	13.29 58.9km/h (0.9M)	30.81 [3]
1	Demo Girl	1	68.6km/h	3.77 [3] 51.8km/h (0.4M)	6.45 [3] 67.1km/h (0.1M)	9.16 [4] 66.4km/h (0.7M)	11.99 [4] 63.7km/h (0.9M)	14.85 [4] 62.9km/h (1.4M)	17.63 [4] 64.8km/h (2.7M)	20.53 [4] 62.1km/h (2.3M)	23.54 [4] 59.8km/h (1.5M)	26.58 [4] 59.2km/h (0.8M)	29.62 [4] 59.2km/h (0.5M)	13.07 59.8km/h (1.1M)	30.87 [4]
2	Cyclone Ranger	2	69.6km/h	3.87 [6] 51.7km/h (0.7M)	6.52 [5] 67.8km/h (0.2M)	9.27 [5] 65.7km/h (1.0M)	12.15 [6] 62.4km/h (2.1M)	14.98 [5] 63.9km/h (2.5M)	17.73 [5] 65.2km/h (3.5M)	20.62 [5] 62.4km/h (1.9M)	23.69 [5] 58.6km/h (1.9M)	26.78 [5] 58.3km/h (0.9M)	29.83 [5] 59.1km/h (1.3M)	13.12 59.6km/h (1.4M)	31.02 [5]
4	Olsen Gang	4	68.2km/h	3.90 [8] 51.2km/h (1.5M)	6.60 [7] 66.7km/h (0.7M)	9.31 [7] 66.4km/h (0.8M)	12.11 [5] 64.2km/h (0.7M)	14.98 [6] 62.9km/h (1.2M)	17.74 [6] 65.1km/h (1.7M)	20.63 [6] 62.3km/h (1.4M)	23.71 [6] 58.3km/h (1.4M)	26.85 [6] 57.5km/h (0.5M)	29.90 [6] 59.0km/h (0.4M)	13.17 59.3km/h (0.9M)	31.08 [6]
8	She's A Whinger	8	68.7km/h	3.84 [5] 50.7km/h (3.3M)	6.53 [6] 66.9km/h (1.2M)	9.28 [6] 65.5km/h (1.8M)	12.28 [7] 60.1km/h (2.5M)	15.16 [7] 62.5km/h (1.5M)	17.94 [7] 64.7km/h (2.3M)	20.82 [7] 62.5km/h (2.0M)	23.83 [7] 59.8km/h (1.8M)	26.88 [7] 59.1km/h (1.3M)	29.90 [7] 59.4km/h (1.9M)	12.99 60.1km/h (1.7M)	31.10 [7]
6	Paris Can Wait	6	67.1km/h	3.90 [7] 50.6km/h (2.3M)	6.65 [8] 65.5km/h (1.4M)	9.43 [8] 64.7km/h (1.6M)	12.34 [8] 61.8km/h (1.6M)	15.31 [8] 60.8km/h (2.7M)	18.11 [8] 64.1km/h (3.9M)	20.98 [8] 62.7km/h (2.2M)	23.99 [8] 60.0km/h (2.0M)	26.99 [8] 60.0km/h (1.1M)	29.96 [8] 60.5km/h (2.4M)	12.86 60.8km/h (1.9M)	31.14 [8]

Data based on IsoLynx Localised Positioning System.

Legend:

[] - Rank at each section

() - Avg. meters to rail for section

* - Estimated values





ALBION PARK, QLD
Race 11 - BRISGREYS.COM - 520M
23/09/2024 - 22:20:10 PM

RUG	NAME	BOX	TOP SPEED	50M	100M	150M	200M	250M	300M	350M	400M	450M	500M	217M HOME	FINISH TIME
	Cha Cha Zac	2	70.6km/h	3.66 [1] 53.0km/h (0.8M)	6.27 [1] 68.8km/h (0.3M)	8.94 [1] 67.5km/h (0.4M)	11.65 [1] 66.4km/h (0.7M)	14.42 [1] 64.9km/h (1.5M)	17.13 [1] 66.2km/h (2.2M)	19.97 [1] 63.6km/h (1.8M)	22.99 [1] 59.6km/h (1.7M)	26.09 [1] 58.1km/h (0.8M)	29.19 [1] 58.1km/h (0.7M)	13.10 59.8km/h (1.2M)	30.40 [1]
	Squiggly Sam	5	69.4km/h	3.72 [2] 52.2km/h (2.0M)	6.37 [2] 67.7km/h (0.9M)	9.04 [2] 67.6km/h (1.2M)	11.84 [3] 64.3km/h (1.6M)	14.72 [3] 62.5km/h (2.4M)	17.48 [3] 65.1km/h (3.0M)	20.38 [3] 62.2km/h (2.4M)	23.42 [3] 59.1km/h (2.1M)	26.52 [4] 58.1km/h (1.4M)	29.59 [4] 58.6km/h (1.7M)	13.08 59.5km/h (1.9M)	30.73 [2]
	No Money Honey	4	69.1km/h	3.77* [4] 52.0km/h	6.46* [3] 67.0km/h	9.15* [4] 66.8km/h	11.91* [4] 65.3km/h	14.74* [4] 63.6km/h	17.49* [4] 65.4km/h	20.41* [4] 61.7km/h	23.43* [4] 59.5km/h	26.47* [3] 59.3km/h	29.51* [2] 59.2km/h	13.13* 59.9km/h	30.79 [3]
	Minter Formula	6	67.7km/h	3.87 [8] 50.6km/h (1.7M)	6.62 [7] 65.5km/h (0.3M)	9.37 [7] 65.6km/h (1.1M)	12.20 [8] 63.6km/h (1.6M)	15.03 [8] 63.5km/h (2.1M)	17.80 [8] 65.0km/h (2.3M)	20.68 [6] 62.5km/h (2.0M)	23.65 [6] 60.7km/h (1.5M)	26.59 [5] 61.2km/h (0.8M)	29.56 [3] 60.7km/h (1.1M)	12.93 61.2km/h (1.3M)	30.90 [4]
	Glenreagh Burner	7	70.8km/h	3.86 [7] 51.3km/h (2.1M)	6.47 [5] 68.7km/h (0.4M)	9.09 [3] 68.9km/h (0.4M)	11.79 [2] 66.6km/h (0.7M)	14.59 [2] 64.3km/h (1.9M)	17.34 [2] 65.6km/h (2.2M)	20.18 [2] 63.4km/h (1.6M)	23.22 [2] 59.2km/h (1.6M)	26.35 [2] 57.4km/h (0.6M)	29.60 [5] 55.5km/h (0.1M)	13.41 58.5km/h (0.9M)	30.91 [5]
	Oak's Best	3	68.7km/h	3.79* [5] 51.7km/h	6.50* [6] 66.6km/h	9.21* [5] 66.4km/h	11.98* [5] 64.9km/h	14.83* [5] 63.2km/h	17.60* [5] 65.0km/h	20.54* [5] 61.3km/h	23.58* [5] 59.2km/h	26.63* [6] 59.0km/h	29.69* [6] 58.9km/h	13.22* 59.5km/h	30.98 [6]
	Soda Mac	1	66.1km/h	3.82 [6] 51.2km/h (0.5M)	6.65 [8] 63.6km/h (0.3M)	9.39 [8] 65.8km/h (0.3M)	12.17 [7] 64.7km/h (0.8M)	14.98 [7] 64.1km/h (1.4M)	17.77 [7] 64.4km/h (1.9M)	20.86 [8] 58.5km/h (1.7M)	23.91 [8] 58.9km/h (1.8M)	26.93 [8] 59.7km/h (0.7M)	29.88 [8] 61.0km/h (0.6M)	13.08 59.8km/h (1.1M)	31.03 [7]
	Cuban Rhythm	8	67.3km/h	3.76 [3] 52.1km/h (2.5M)	6.46 [4] 66.4km/h (1.1M)	9.26 [6] 64.6km/h (0.7M)	12.02 [6] 65.1km/h (0.7M)	14.95 [6] 61.6km/h (1.8M)	17.71 [6] 65.0km/h (2.2M)	20.76 [7] 59.4km/h (1.5M)	23.82 [7] 58.8km/h (1.5M)	26.78 [7] 60.7km/h (0.8M)	29.73 [7] 61.1km/h (0.9M)	13.43 60.0km/h (1.2M)	31.31 [8]

Data based on Isolynx Localised Positioning System.
Legend:
[] - Rank at each section





ALBION PARK, QLD
Race 12 - GARRARD'S HORSE AND HOUND - 395M
23/09/2024 - 22:36:45 PM

RUG	NAME	BOX	TOP SPEED	50M	100M	150M	200M	250M	300M	350M	217M HOME	FINISH TIME
5	Horology	5	70.0km/h	3.73 [1] 52.3km/h (1.5M)	6.45 [1] 65.9km/h (1.2M)	9.09 [1] 68.3km/h (1.6M)	11.68 [1] 69.5km/h (1.4M)	14.43 [1] 65.3km/h (1.7M)	17.27 [1] 63.5km/h (1.2M)	20.18 [1] 61.9km/h (0.8M)	12.27 63.8km/h (1.1M)	22.80 [1]
1	Down Size	1	69.9km/h	3.81 [3] 51.6km/h (0.3M)	6.63 [2] 64.0km/h (0.9M)	9.29 [2] 67.8km/h (1.3M)	11.88 [2] 69.4km/h (1.6M)	14.64 [2] 65.2km/h (1.6M)	17.48 [2] 63.4km/h (1.2M)	20.35 [2] 62.8km/h (0.8M)	12.18 64.3km/h (1.1M)	22.91 [2]
2	Nakisha	2	69.6km/h	3.81 [2] 51.5km/h (0.6M)	6.64 [3] 63.6km/h (1.5M)	9.31 [3] 67.4km/h (2.6M)	11.92 [3] 68.8km/h (2.4M)	14.74 [3] 64.0km/h (2.1M)	17.64 [3] 62.2km/h (1.3M)	20.55 [3] 61.8km/h (0.5M)	12.37 63.2km/h (1.2M)	23.13 [3]
8	Rattlesnake Pie	8	70.0km/h	3.90 [6] 50.8km/h (2.8M)	6.89 [5] 60.4km/h (1.6M)	9.57 [5] 67.2km/h (1.7M)	12.16 [5] 69.4km/h (1.3M)	14.96 [5] 64.4km/h (1.7M)	17.83 [5] 62.9km/h (1.0M)	20.73 [4] 62.0km/h (0.4M)	12.29 63.6km/h (0.9M)	23.31 [4]
7	Tiger Jordy	7	70.0km/h	3.81 [4] 51.1km/h (2.3M)	6.72 [4] 62.1km/h (2.0M)	9.39 [4] 67.3km/h (2.9M)	12.00 [4] 69.0km/h (2.3M)	14.86 [4] 63.1km/h (2.0M)	17.78 [4] 61.6km/h (1.5M)	20.73 [5] 61.0km/h (1.0M)	12.48 62.7km/h (1.5M)	23.32 [5]
4	Dundee Piper	4	64.9km/h	3.89 [5] 50.0km/h (1.4M)	7.29 [6] 53.4km/h (1.7M)	10.24 [6] 61.0km/h (1.7M)	13.05 [6] 63.8km/h (1.7M)	16.36 [7] 54.6km/h (1.8M)	20.41 [6] 44.9km/h (1.4M)	23.81 [6] 53.0km/h (0.5M)	14.72 54.0km/h (1.1M)	26.51 [6]
3	Weblec Whistler	3	66.4km/h	4.01 [8] 48.1km/h (1.0M)	8.28 [8] 43.6km/h (1.6M)	11.18 [8] 62.0km/h (1.1M)	13.90 [8] 66.0km/h (1.2M)	16.77 [8] 62.8km/h (1.6M)	20.45 [7] 50.0km/h (3.2M)	23.91 [7] 52.2km/h (3.4M)	13.85 57.5km/h (2.2M)	26.56 [7]
6	Anytime Romeo	6	66.5km/h	3.95 [7] 49.9km/h (1.9M)	7.70 [7] 48.7km/h (2.5M)	10.57 [7] 62.7km/h (1.7M)	13.29 [7] 66.2km/h (2.0M)	16.32 [6] 59.7km/h (1.6M)	20.45 [8] 43.8km/h (2.8M)	23.99 [8] 51.2km/h (3.2M)	14.56 55.0km/h (2.3M)	26.65 [8]

Data based on IsoLynx Localised Positioning System.

Legend:

[] - Rank at each section

() - Avg. meters to rail for section

* - Estimated values

