



Doomben QLD Professional
Race 1: SPRING CARNIVAL BOOK NOW QTIS Three-Year-Old
BENCHMARK 65 Handicap - 1350m
25 September 2024 - 13:44



Track Rating: Good 4, Weather: Fine, Rail Position: +6.5m Entire

Section		Overall	1200m	1000m	800m	600m	400m	Last 600m				
Field Times		1:19.73 (0:11.02)	1:08.71 (0:11.37)	0:57.34 (0:11.59)	0:45.75 (0:11.64)	0:34.11 (0:11.47)	0:22.64 (0:10.94)	0:34.11				
Rank	TAB Horse/Jockey	Barrier	Top Speed [km/h]	Fastest Section					Distance Travelled [m]			
1	6 MARAGICAL Emily Lang	5	67.6 400m	0:10.94 400m	1:19.73 [1] (0:11.09)	1:08.64 [2] (0:11.30)	0:57.34 [1] (0:11.59)	0:45.75 [1] (0:11.64)	0:34.11 [1] (0:11.47)	0:22.64 [1] (0:10.94)	0:34.11	
2	1 ESTRONDO Bailey Wheeler	6	68.9 400m	0:10.83 400m	1:19.92 [2] (0:11.49)	1:08.43 [5] (0:11.43)	0:57.00 [6] (0:11.59)	0:45.41 [6] (0:11.53)	0:33.88 [5] (0:11.60)	0:22.28 [5] (0:10.83)	0:33.88	-1
3	5 I'M HEROIC Angela Jones	2	68.1 400m	0:10.90 400m	1:19.94 [3] (0:11.02)	1:08.92 [1] (0:11.54)	0:57.38 [2] (0:11.49)	0:45.89 [2] (0:11.57)	0:34.32 [1] (0:11.64)	0:22.68 [2] (0:10.90)	0:34.32	-8
4	3 RAMP IT UP Jake Bayliss	4	67.1 400m	0:10.99 400m	1:20.04 [4] (0:11.56)	1:08.48 [6] (0:11.31)	0:57.17 [5] (0:11.62)	0:45.55 [5] (0:11.64)	0:33.91 [6] (0:11.52)	0:22.39 [6] (0:10.99)	0:33.91	-3
5	4 THE TORQUE FACTOR Robbie Dolan	3	67.2 400m	0:10.94 400m	1:20.10 [5] (0:11.40)	1:08.70 [4] (0:11.39)	0:57.31 [4] (0:11.59)	0:45.72 [4] (0:11.61)	0:34.11 [4] (0:11.50)	0:22.61 [4] (0:10.94)	0:34.11	-2
6	2 HERBIE TOWN Georgina Cartwright	1	67.3 400m	0:11.03 400m	1:20.11 [6] (0:11.23)	1:08.88 [3] (0:11.34)	0:57.54 [3] (0:11.61)	0:45.93 [3] (0:11.63)	0:34.30 [3] (0:11.57)	0:22.73 [3] (0:11.03)	0:34.30	-2

[] Ranking at each section and finish
 -:-:-:- No data available at this section
 NA No data available

SCN Saddle cloth number
 DNF Did not finish
 DNT Did not track



Doomben QLD Professional
Race 1: SPRING CARNIVAL BOOK NOW QTIS Three-Year-Old
BENCHMARK 65 Handicap - 1350m
25 September 2024 - 13:44



Track Rating: Good 4, Weather: Fine, Rail Position: +6.5m Entire

Section				200m				Last 600m	
Field Times				0:11.70 (0:11.70)				0:34.11	
Rank	TAB Horse/Jockey	Barrier	Top Speed [km/h]	Fastest Section	Margin				Distance Travelled [m]
1	6 MARAGICAL Emily Lang	5	67.6 400m	0:10.94 400m	0:11.70 [1] (0:11.70)	1:19.73		0:34.11	
2	1 ESTRONDO Bailey Wheeler	6	68.9 400m	0:10.83 400m	0:11.45 [5] (0:11.45)	1.17L		0:33.88	-1
3	5 I'M HEROIC Angela Jones	2	68.1 400m	0:10.90 400m	0:11.78 [2] (0:11.78)	1.28L		0:34.32	-8
4	3 RAMP IT UP Jake Bayliss	4	67.1 400m	0:10.99 400m	0:11.40 [6] (0:11.40)	1.86L		0:33.91	-3
5	4 THE TORQUE FACTOR Robbie Dolan	3	67.2 400m	0:10.94 400m	0:11.67 [4] (0:11.67)	2.23L		0:34.11	-2
6	2 HERBIE TOWN Georgina Cartwright	1	67.3 400m	0:11.03 400m	0:11.70 [3] (0:11.70)	2.24L		0:34.30	-2

[] Ranking at each section and finish
 -:-:-:- No data available at this section
 NA No data available

SCN Saddle cloth number
 DNF Did not finish
 DNT Did not track



Horse/Jockey Name	Maragical
Final Rank	1
Fastest Section Time (Section)	0:10.94 (400m)
Top Speed [km/h] (Section)	67.6 (400m)
Race State	Finished



Doomben QLD Professional
Race 1: SPRING CARNIVAL BOOK NOW QTIS Three-Year-Old BENCHMARK 65 Handicap - 1350m

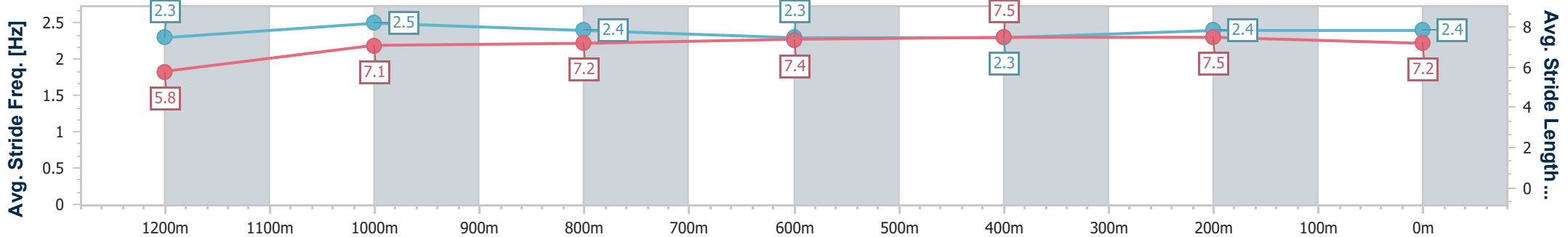
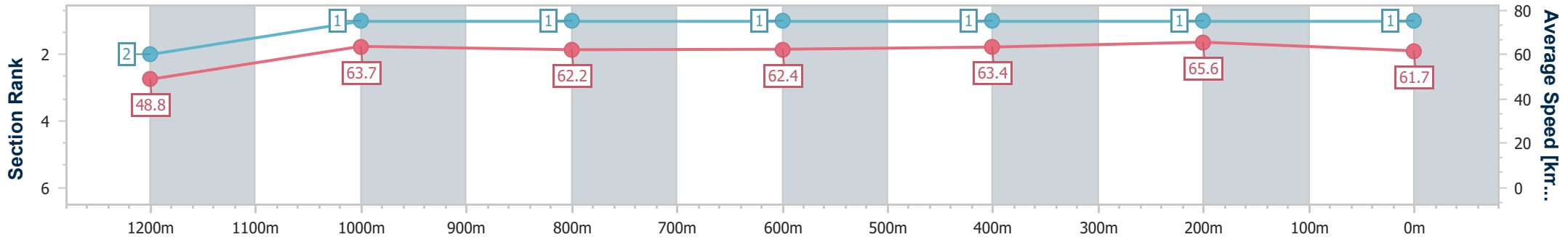


BRISBANE
RACING CLUB

25 September 2024 - 13:44

Track Rating: Good 4, Weather: Fine, Rail Position: +6.5m Entire

Section	Overall	1200m	1000m	800m	600m	400m	200m
Section Times	1:19.73 [1] (0:11.09)	1:08.64 [2] (0:11.30)	0:57.34 [1] (0:11.59)	0:45.75 [1] (0:11.64)	0:34.11 [1] (0:11.47)	0:22.64 [1] (0:10.94)	0:11.70 [1] (0:11.70)
Average Speed [km/h]	48.8	63.7	62.2	62.4	63.4	65.6	61.7
Top Speed [km/h]	63.9	65.7	63.9	63.2	64.1	67.6	65.3
Avg. Dist. to Rail [m]	4.5	1.6	1.7	1.6	1.3	1.4	1.6
Avg. Stride Freq. [Hz]	2.3	2.5	2.4	2.3	2.3	2.4	2.4
Avg. Stride Length [m]	5.8	7.1	7.2	7.4	7.5	7.5	7.2



- [] Ranking at each section and finish
- .-.- No data available at this section
- NA No data available



Horse/Jockey Name	Estrondo
Final Rank	2
Fastest Section Time (Section)	0:10.83 (400m)
Top Speed [km/h] (Section)	68.9 (400m)
Race State	Finished

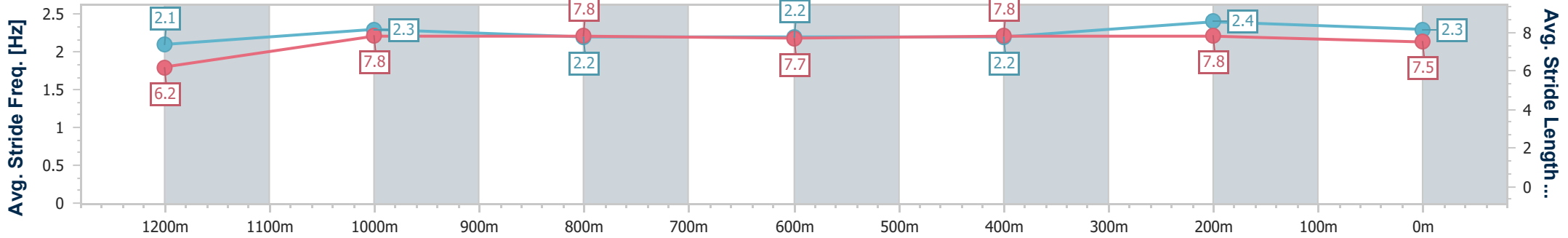
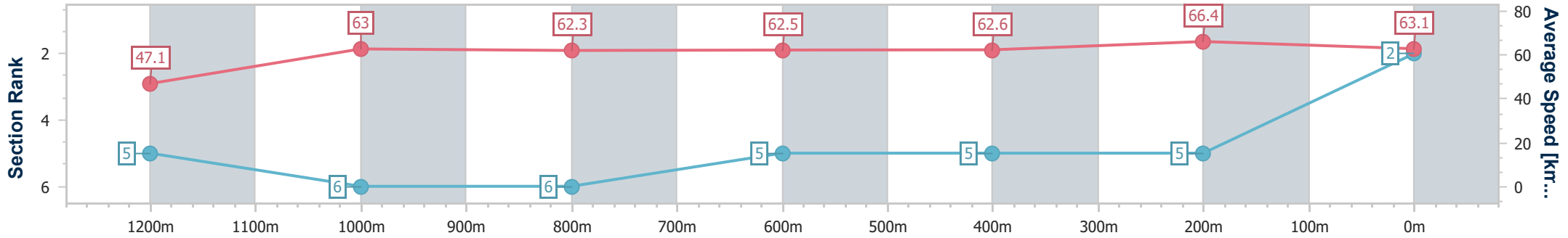


Doomben QLD Professional
Race 1: SPRING CARNIVAL BOOK NOW QTIS Three-Year-Old BENCHMARK 65 Handicap - 1350m
 25 September 2024 - 13:44
 Track Rating: Good 4, Weather: Fine, Rail Position: +6.5m Entire



BRISBANE
RACING CLUB

Section	Overall	1200m	1000m	800m	600m	400m	200m
Section Times	1:19.92 [2] (0:11.49)	1:08.43 [5] (0:11.43)	0:57.00 [6] (0:11.59)	0:45.41 [6] (0:11.53)	0:33.88 [5] (0:11.60)	0:22.28 [5] (0:10.83)	0:11.45 [5] (0:11.45)
Average Speed [km/h]	47.1	63.0	62.3	62.5	62.6	66.4	63.1
Top Speed [km/h]	62.4	64.2	64.2	64.1	64.5	68.9	67.1
Avg. Dist. to Rail [m]	5.1	0.3	0.5	1.0	0.9	2.8	5.4
Avg. Stride Freq. [Hz]	2.1	2.3	2.2	2.2	2.2	2.4	2.3
Avg. Stride Length [m]	6.2	7.8	7.8	7.7	7.8	7.8	7.5



- [] Ranking at each section and finish
- .-.- No data available at this section
- NA No data available



Horse/Jockey Name	I'm Heroic
Final Rank	3
Fastest Section Time (Section)	0:10.90 (400m)
Top Speed [km/h] (Section)	68.1 (400m)
Race State	Finished



Doomben QLD Professional
 Race 1: SPRING CARNIVAL BOOK NOW QTIS Three-Year-Old
 BENCHMARK 65 Handicap - 1350m

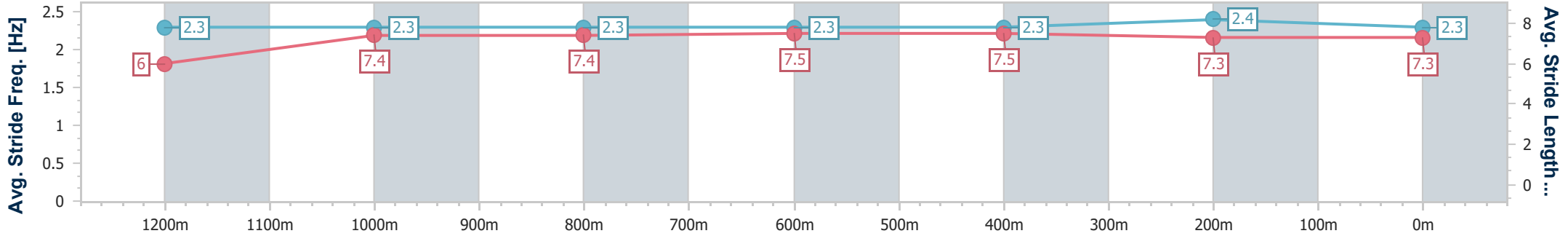
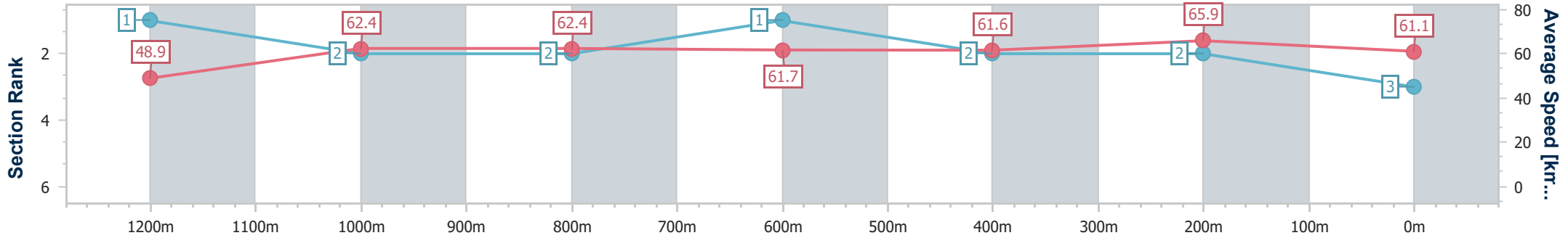


BRISBANE
 RACING CLUB

25 September 2024 - 13:44

Track Rating: Good 4, Weather: Fine, Rail Position: +6.5m Entire

Section	Overall	1200m	1000m	800m	600m	400m	200m
Section Times	1:19.94 [3] (0:11.02)	1:08.92 [1] (0:11.54)	0:57.38 [2] (0:11.49)	0:45.89 [2] (0:11.57)	0:34.32 [1] (0:11.64)	0:22.68 [2] (0:10.90)	0:11.78 [2] (0:11.78)
Average Speed [km/h]	48.9	62.4	62.4	61.7	61.6	65.9	61.1
Top Speed [km/h]	63.3	63.9	64.8	62.5	63.6	68.1	65.4
Avg. Dist. to Rail [m]	2.0	0.7	1.4	1.5	0.6	0.8	1.4
Avg. Stride Freq. [Hz]	2.3	2.3	2.3	2.3	2.3	2.4	2.3
Avg. Stride Length [m]	6.0	7.4	7.4	7.5	7.5	7.3	7.3



- [] Ranking at each section and finish
- .-.- No data available at this section
- NA No data available



Horse/Jockey Name	Ramp It Up
Final Rank	4
Fastest Section Time (Section)	0:10.99 (400m)
Top Speed [km/h] (Section)	67.1 (400m)
Race State	Finished

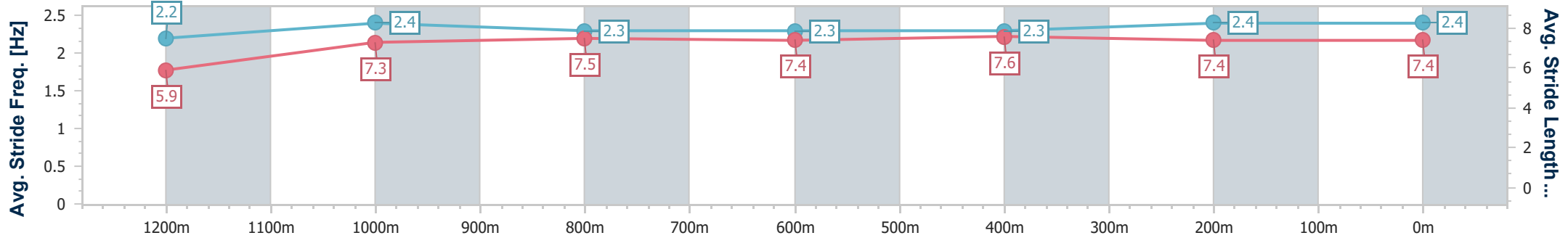
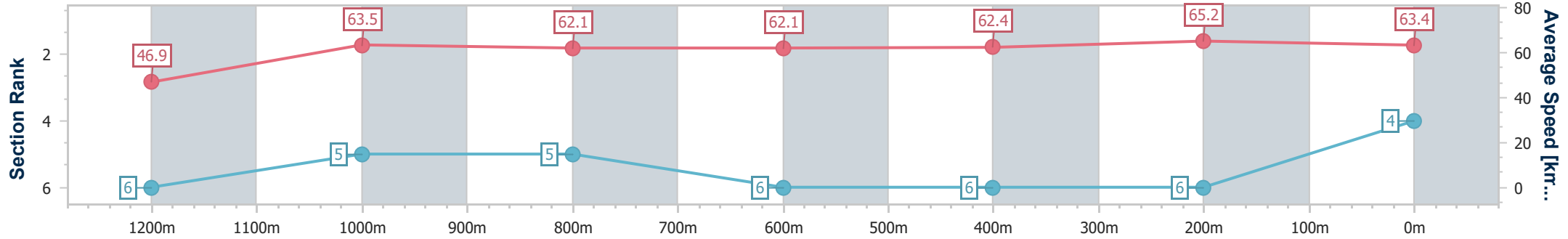


Doomben QLD Professional
Race 1: SPRING CARNIVAL BOOK NOW QTIS Three-Year-Old BENCHMARK 65 Handicap - 1350m
 25 September 2024 - 13:44
 Track Rating: Good 4, Weather: Fine, Rail Position: +6.5m Entire



BRISBANE
RACING CLUB

Section	Overall	1200m	1000m	800m	600m	400m	200m
Section Times	1:20.04 [4] (0:11.56)	1:08.48 [6] (0:11.31)	0:57.17 [5] (0:11.62)	0:45.55 [5] (0:11.64)	0:33.91 [6] (0:11.52)	0:22.39 [6] (0:10.99)	0:11.40 [6] (0:11.40)
Average Speed [km/h]	46.9	63.5	62.1	62.1	62.4	65.2	63.4
Top Speed [km/h]	62.6	65.7	63.4	63.6	63.3	67.1	67.0
Avg. Dist. to Rail [m]	3.7	0.5	0.7	1.0	0.7	1.2	1.8
Avg. Stride Freq. [Hz]	2.2	2.4	2.3	2.3	2.3	2.4	2.4
Avg. Stride Length [m]	5.9	7.3	7.5	7.4	7.6	7.4	7.4



- [] Ranking at each section and finish
- .-.- No data available at this section
- NA No data available



Horse/Jockey Name	The Torque Factor
Final Rank	5
Fastest Section Time (Section)	0:10.94 (400m)
Top Speed [km/h] (Section)	67.2 (400m)
Race State	Finished



Doomben QLD Professional
Race 1: SPRING CARNIVAL BOOK NOW QTIS Three-Year-Old
BENCHMARK 65 Handicap - 1350m

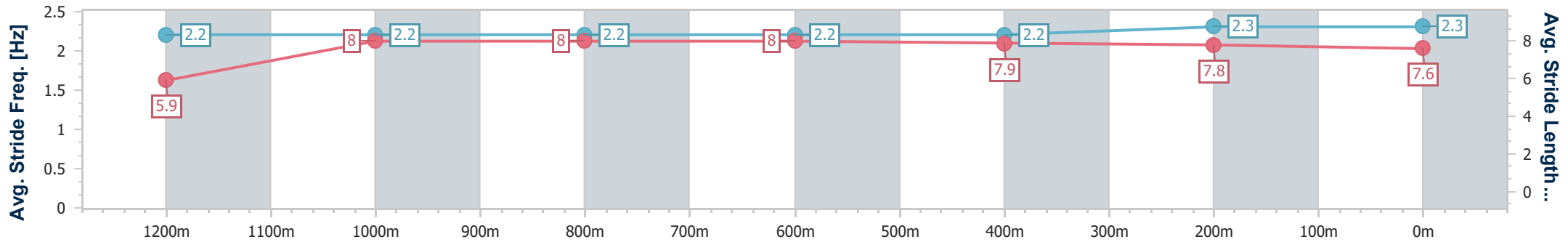
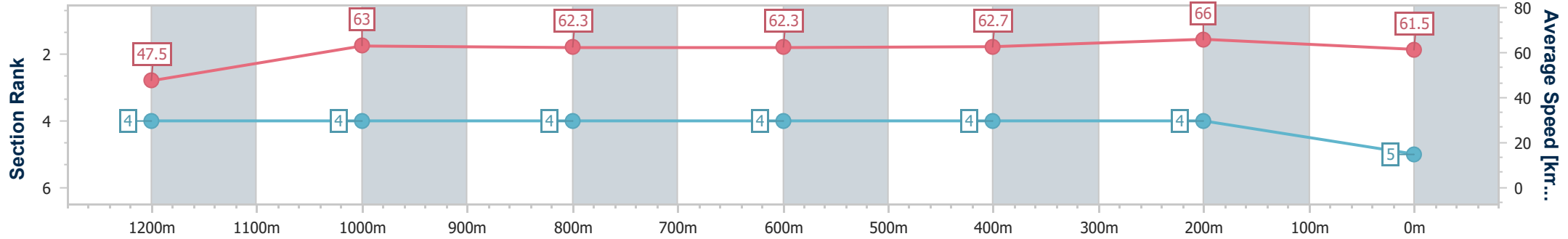


BRISBANE
 RACING CLUB

25 September 2024 - 13:44

Track Rating: Good 4, Weather: Fine, Rail Position: +6.5m Entire

Section	Overall	1200m	1000m	800m	600m	400m	200m
Section Times	1:20.10 [5] (0:11.40)	1:08.70 [4] (0:11.39)	0:57.31 [4] (0:11.59)	0:45.72 [4] (0:11.61)	0:34.11 [4] (0:11.50)	0:22.61 [4] (0:10.94)	0:11.67 [4] (0:11.67)
Average Speed [km/h]	47.5	63.0	62.3	62.3	62.7	66.0	61.5
Top Speed [km/h]	64.7	64.8	64.2	63.3	64.3	67.2	65.9
Avg. Dist. to Rail [m]	2.1	0.8	0.6	1.1	1.0	2.2	2.5
Avg. Stride Freq. [Hz]	2.2	2.2	2.2	2.2	2.2	2.3	2.3
Avg. Stride Length [m]	5.9	8.0	8.0	8.0	7.9	7.8	7.6



- [] Ranking at each section and finish
- .-.- No data available at this section
- NA No data available



Horse/Jockey Name	Herbie Town
Final Rank	6
Fastest Section Time (Section)	0:11.03 (400m)
Top Speed [km/h] (Section)	67.3 (400m)
Race State	Finished



Doomben QLD Professional
 Race 1: SPRING CARNIVAL BOOK NOW QTIS Three-Year-Old
 BENCHMARK 65 Handicap - 1350m

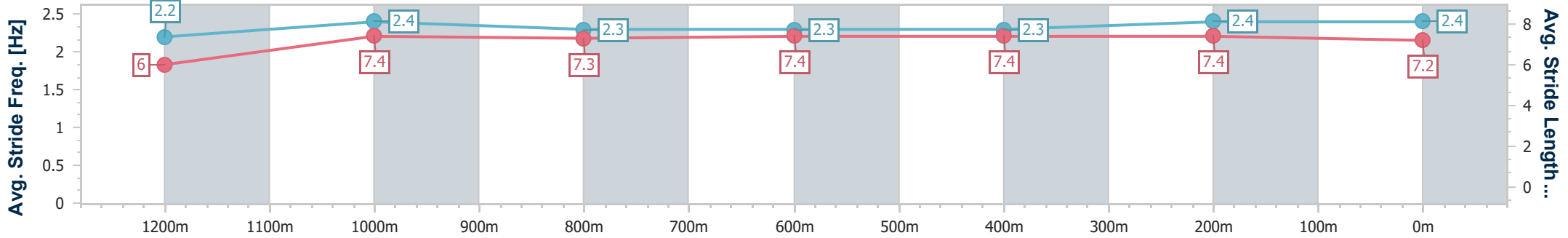
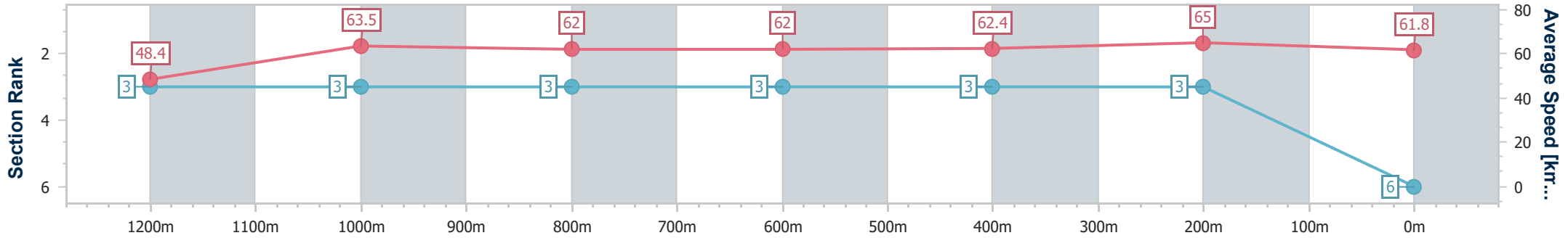


BRISBANE
 RACING CLUB

25 September 2024 - 13:44

Track Rating: Good 4, Weather: Fine, Rail Position: +6.5m Entire

Section	Overall	1200m	1000m	800m	600m	400m	200m
Section Times	1:20.11 [6] (0:11.23)	1:08.88 [3] (0:11.34)	0:57.54 [3] (0:11.61)	0:45.93 [3] (0:11.63)	0:34.30 [3] (0:11.57)	0:22.73 [3] (0:11.03)	0:11.70 [3] (0:11.70)
Average Speed [km/h]	48.4	63.5	62.0	62.0	62.4	65.0	61.8
Top Speed [km/h]	63.0	64.4	64.3	63.2	64.0	67.3	65.2
Avg. Dist. to Rail [m]	1.5	0.5	1.0	0.4	0.3	0.6	0.7
Avg. Stride Freq. [Hz]	2.2	2.4	2.3	2.3	2.3	2.4	2.4
Avg. Stride Length [m]	6.0	7.4	7.3	7.4	7.4	7.4	7.2



- [] Ranking at each section and finish
- .-.- No data available at this section
- NA No data available