



Doomben QLD Professional

Race 5: EUREKA STUD BENCHMARK 68 Handicap - 1640m

25 September 2024 - 16:04



BRISBANE
RACING CLUB

Track Rating: Good 4, Weather: Fine, Rail Position: +6.5m Entire

Section		Overall	1400m	1200m	1000m	800m	600m	400m	Last 600m				
Field Times		1:38.70 (0:16.38)	1:22.32 (0:11.86)	1:10.46 (0:12.02)	0:58.44 (0:12.00)	0:46.44 (0:11.92)	0:34.52 (0:11.40)	0:23.12 (0:11.29)	0:34.52				
Rank	TAB Horse/Jockey	Barrier	Top Speed [km/h]	Fastest Section	Distance Travelled [m]								
1	3 WOWIT'S WILLYWONKA Tahlia Fenlon	1	64.3 400m	0:11.29 400m	1:38.70 [1] (0:16.38)	1:22.32 [1] (0:11.86)	1:10.46 [1] (0:12.02)	0:58.44 [1] (0:12.00)	0:46.44 [1] (0:11.92)	0:34.52 [1] (0:11.40)	0:23.12 [1] (0:11.29)	0:34.52	
2	2 ULTIMATE OUTCOME Robbie Dolan	5	66.4 400m	0:10.95 400m	1:38.74 [2] (0:17.28)	1:21.46 [5] (0:11.89)	1:09.57 [6] (0:11.86)	0:57.71 [5] (0:12.02)	0:45.69 [5] (0:11.82)	0:33.87 [5] (0:11.33)	0:22.54 [6] (0:10.95)	0:33.87	+7
3	10 MOOTESSA Nikita Beriman	9	66.5 400m	0:11.05 400m	1:38.97 [3] (0:17.30)	1:21.67 [7] (0:11.94)	1:09.73 [7] (0:12.01)	0:57.72 [7] (0:12.01)	0:45.71 [7] (0:11.76)	0:33.95 [7] (0:11.11)	0:22.84 [5] (0:11.05)	0:33.95	+7
4	1 PENTITO Emily Lang	2	64.3 600m	0:11.26 400m	1:38.99 [4] (0:16.59)	1:22.40 [3] (0:12.08)	1:10.32 [3] (0:11.97)	0:58.35 [3] (0:11.99)	0:46.36 [3] (0:11.92)	0:34.44 [3] (0:11.30)	0:23.14 [3] (0:11.26)	0:34.44	+4
5	7 TOROVISTA Kyle Wilson-Taylor	4	65.2 400m	0:11.24 400m	1:39.02 [5] (0:16.42)	1:22.60 [2] (0:11.99)	1:10.61 [2] (0:12.00)	0:58.61 [2] (0:12.03)	0:46.58 [2] (0:11.98)	0:34.60 [2] (0:11.33)	0:23.27 [2] (0:11.24)	0:34.60	+10
6	4 BITOFTHEBLARNEY James Orman	3	66.6 400m	0:10.99 400m	1:39.04 [6] (0:16.90)	1:22.14 [4] (0:12.00)	1:10.14 [4] (0:11.93)	0:58.21 [4] (0:12.01)	0:46.20 [4] (0:11.87)	0:34.33 [4] (0:11.25)	0:23.08 [4] (0:10.99)	0:34.33	+5
7	6 SARSEN Adin Thompson	8	65.2 600m	0:11.28 600m	1:39.63 [7] (0:17.30)	1:22.33 [6] (0:11.76)	1:10.57 [5] (0:12.00)	0:58.57 [6] (0:12.04)	0:46.53 [6] (0:11.87)	0:34.66 [6] (0:11.28)	0:23.38 [7] (0:11.33)	0:34.66	+1

Scratched: Confusion (#5), Flying Birds (#8), Luton Hoo (#9)

[] Ranking at each section and finish
 -:-:- No data available at this section
 NA No data available

SCN Saddle cloth number
 DNF Did not finish
 DNT Did not track



Doomben QLD Professional

Race 5: EUREKA STUD BENCHMARK 68 Handicap - 1640m

25 September 2024 - 16:04



BRISBANE
RACING CLUB

Track Rating: Good 4, Weather: Fine, Rail Position: +6.5m Entire

Section				200m				Last 600m	
Field Times				0:11.83 (0:11.83)				0:34.52	
Rank	TAB Horse/Jockey	Barrier	Top Speed [km/h]	Fastest Section	Margin				Distance Travelled [m]
1	3 WOWIT'S WILLYWONKA Tahlia Fenlon	1	64.3 400m	0:11.29 400m	0:11.83 [1] (0:11.83)	1:38.70		0:34.52	
2	2 ULTIMATE OUTCOME Robbie Dolan	5	66.4 400m	0:10.95 400m	0:11.59 [5] (0:11.59)	0.22L		0:33.87	+7
3	10 MOOTESSA Nikita Beriman	9	66.5 400m	0:11.05 400m	0:11.79 [6] (0:11.79)	1.6L		0:33.95	+7
4	1 PENTITO Emily Lang	2	64.3 600m	0:11.26 400m	0:11.88 [4] (0:11.88)	1.72L		0:34.44	+4
5	7 TOROVISTA Kyle Wilson-Taylor	4	65.2 400m	0:11.24 400m	0:12.03 [3] (0:12.03)	1.85L		0:34.60	+10
6	4 BITOFTHEBLARNEY James Orman	3	66.6 400m	0:10.99 400m	0:12.09 [2] (0:12.09)	2L		0:34.33	+5
7	6 SARSEN Adin Thompson	8	65.2 600m	0:11.28 600m	0:12.05 [7] (0:12.05)	5.43L		0:34.66	+1

Scratched: Confusion (#5), Flying Birds (#8), Luton Hoo (#9)



Horse/Jockey Name	Wowit's Willywonka
Final Rank	1
Fastest Section Time (Section)	0:11.29 (400m)
Top Speed [km/h] (Section)	64.3 (400m)
Race State	Finished



Doomben QLD Professional

Race 5: EUREKA STUD BENCHMARK 68 Handicap - 1640m

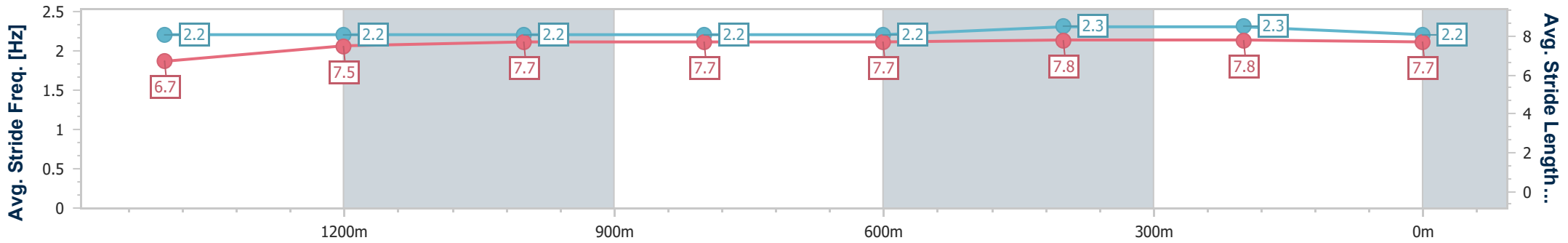
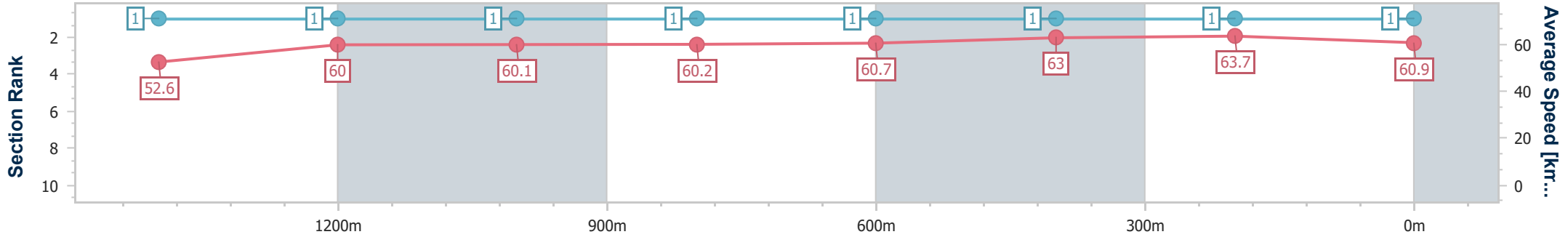
25 September 2024 - 16:04

Track Rating: Good 4, Weather: Fine, Rail Position: +6.5m Entire



BRISBANE RACING CLUB

Section	Overall	1400m	1200m	1000m	800m	600m	400m	200m					
Section Times	1:38.70 [1] (0:16.38)	1:22.32 [1] (0:11.86)	1:10.46 [1] (0:12.02)	0:58.44 [1] (0:12.00)	0:46.44 [1] (0:11.92)	0:34.52 [1] (0:11.40)	0:23.12 [1] (0:11.29)	0:11.83 [1] (0:11.83)					
Average Speed [km/h]	52.6	60.0	60.1	60.2	60.7	63.0	63.7	60.9					
Top Speed [km/h]	63.7	62.1	61.0	60.7	62.9	63.6	64.3	63.6					
Avg. Dist. to Rail [m]	1.4	1.7	0.3	1.2	1.1	0.6	1.2	1.2					
Avg. Stride Freq. [Hz]	2.2	2.2	2.2	2.2	2.2	2.3	2.3	2.2					
Avg. Stride Length [m]	6.7	7.5	7.7	7.7	7.7	7.8	7.8	7.7					



- [] Ranking at each section and finish
- .-.- No data available at this section
- NA No data available



Horse/Jockey Name	Ultimate Outcome
Final Rank	2
Fastest Section Time (Section)	0:10.95 (400m)
Top Speed [km/h] (Section)	66.4 (400m)
Race State	Finished



Doomben QLD Professional

Race 5: EUREKA STUD BENCHMARK 68 Handicap - 1640m

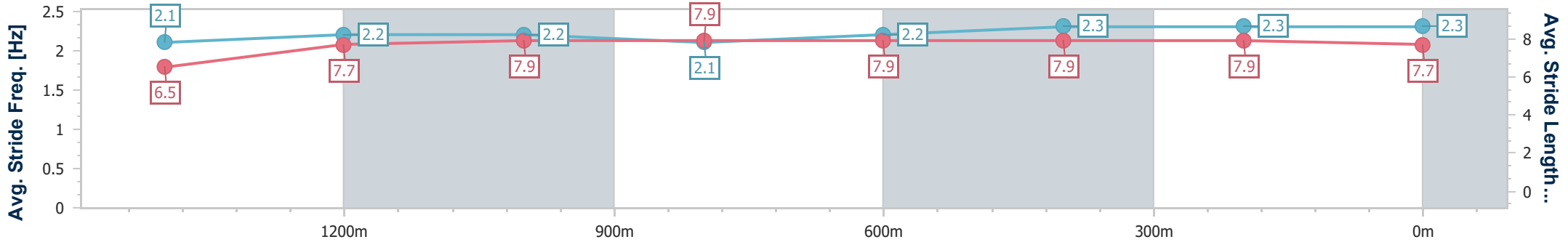
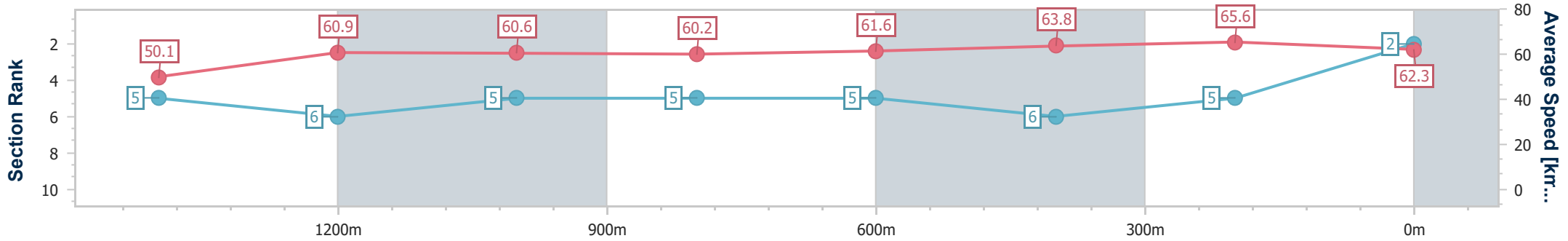
25 September 2024 - 16:04

Track Rating: Good 4, Weather: Fine, Rail Position: +6.5m Entire



BRISBANE RACING CLUB

Section	Overall	1400m	1200m	1000m	800m	600m	400m	200m					
Section Times	1:38.74 [2] (0:17.28)	1:21.46 [5] (0:11.89)	1:09.57 [6] (0:11.86)	0:57.71 [5] (0:12.02)	0:45.69 [5] (0:11.82)	0:33.87 [5] (0:11.33)	0:22.54 [6] (0:10.95)	0:11.59 [5]					
Average Speed [km/h]	50.1	60.9	60.6	60.2	61.6	63.8	65.6	62.3					
Top Speed [km/h]	61.5	62.4	61.8	62.1	63.8	65.1	66.4	65.3					
Avg. Dist. to Rail [m]	1.9	0.9	2.1	2.3	1.6	0.5	1.8	1.7					
Avg. Stride Freq. [Hz]	2.1	2.2	2.2	2.1	2.2	2.3	2.3	2.3					
Avg. Stride Length [m]	6.5	7.7	7.9	7.9	7.9	7.9	7.9	7.7					



- [] Ranking at each section and finish
- .-.- No data available at this section
- NA No data available



Horse/Jockey Name	Mootessa
Final Rank	3
Fastest Section Time (Section)	0:11.05 (400m)
Top Speed [km/h] (Section)	66.5 (400m)
Race State	Finished



Doomben QLD Professional

Race 5: EUREKA STUD BENCHMARK 68 Handicap - 1640m

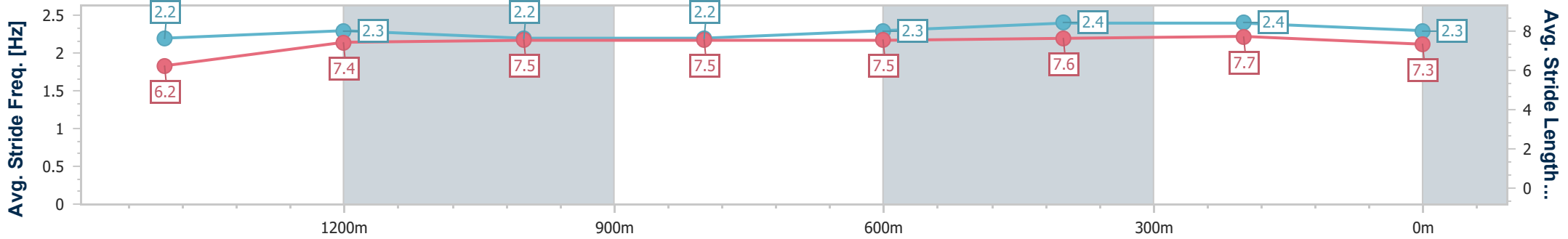
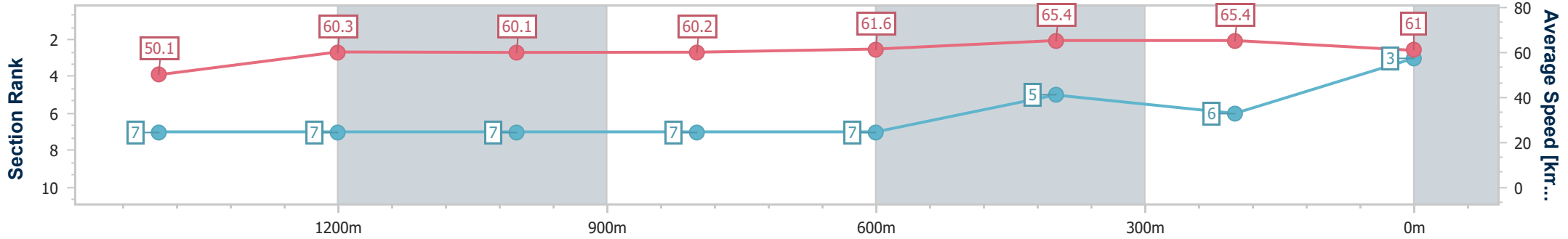
25 September 2024 - 16:04

Track Rating: Good 4, Weather: Fine, Rail Position: +6.5m Entire



BRISBANE RACING CLUB

Section	Overall	1400m	1200m	1000m	800m	600m	400m	200m
Section Times	1:38.97 [3] (0:17.30)	1:21.67 [7] (0:11.94)	1:09.73 [7] (0:12.01)	0:57.72 [7] (0:12.01)	0:45.71 [7] (0:11.76)	0:33.95 [7] (0:11.11)	0:22.84 [5] (0:11.05)	0:11.79 [6] (0:11.79)
Average Speed [km/h]	50.1	60.3	60.1	60.2	61.6	65.4	65.4	61.0
Top Speed [km/h]	62.8	63.1	61.9	61.9	63.8	66.1	66.5	63.9
Avg. Dist. to Rail [m]	2.7	0.5	1.0	1.7	1.5	1.1	3.3	3.4
Avg. Stride Freq. [Hz]	2.2	2.3	2.2	2.2	2.3	2.4	2.4	2.3
Avg. Stride Length [m]	6.2	7.4	7.5	7.5	7.5	7.6	7.7	7.3



- [] Ranking at each section and finish
- .-.- No data available at this section
- NA No data available



Horse/Jockey Name	Pentito
Final Rank	4
Fastest Section Time (Section)	0:11.26 (400m)
Top Speed [km/h] (Section)	64.3 (600m)
Race State	Finished



Doomben QLD Professional

Race 5: EUREKA STUD BENCHMARK 68 Handicap - 1640m

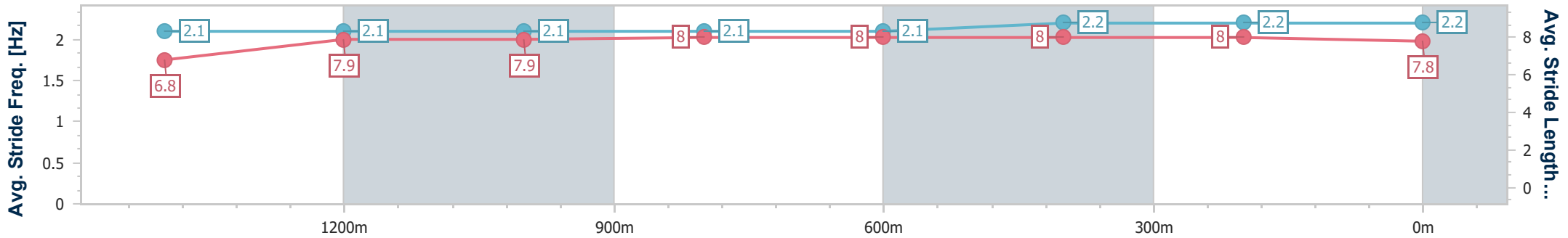
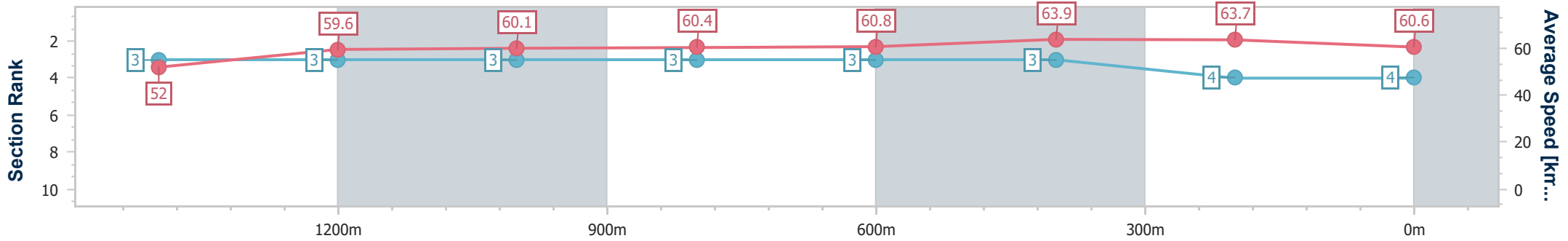
25 September 2024 - 16:04

Track Rating: Good 4, Weather: Fine, Rail Position: +6.5m Entire



BRISBANE RACING CLUB

Section	Overall	1400m	1200m	1000m	800m	600m	400m	200m					
Section Times	1:38.99 [4] (0:16.59)	1:22.40 [3] (0:12.08)	1:10.32 [3] (0:11.97)	0:58.35 [3] (0:11.99)	0:46.36 [3] (0:11.92)	0:34.44 [3] (0:11.30)	0:23.14 [3] (0:11.26)	0:11.88 [4] (0:11.88)					
Average Speed [km/h]	52.0	59.6	60.1	60.4	60.8	63.9	63.7	60.6					
Top Speed [km/h]	61.1	60.6	61.1	61.0	63.0	64.3	64.3	62.5					
Avg. Dist. to Rail [m]	0.7	0.5	1.0	1.5	1.5	0.5	1.5	1.1					
Avg. Stride Freq. [Hz]	2.1	2.1	2.1	2.1	2.1	2.2	2.2	2.2					
Avg. Stride Length [m]	6.8	7.9	7.9	8.0	8.0	8.0	8.0	7.8					



- [] Ranking at each section and finish
- .-.- No data available at this section
- NA No data available



Horse/Jockey Name	Torovista
Final Rank	5
Fastest Section Time (Section)	0:11.24 (400m)
Top Speed [km/h] (Section)	65.2 (400m)
Race State	Finished



Doomben QLD Professional

Race 5: EUREKA STUD BENCHMARK 68 Handicap - 1640m

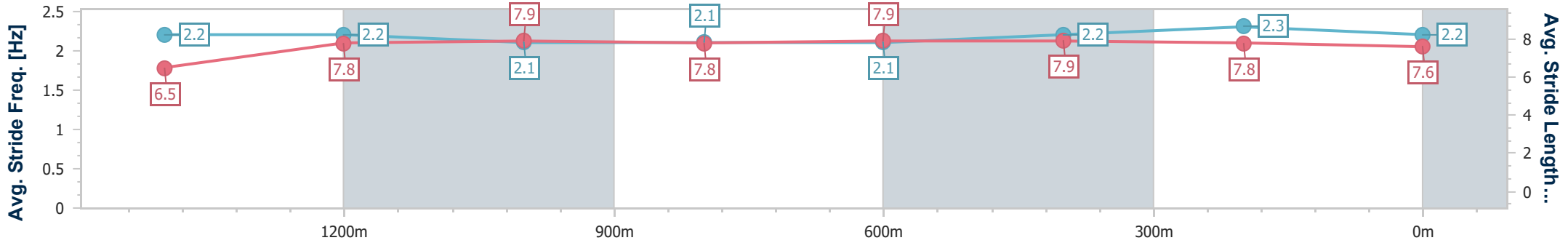
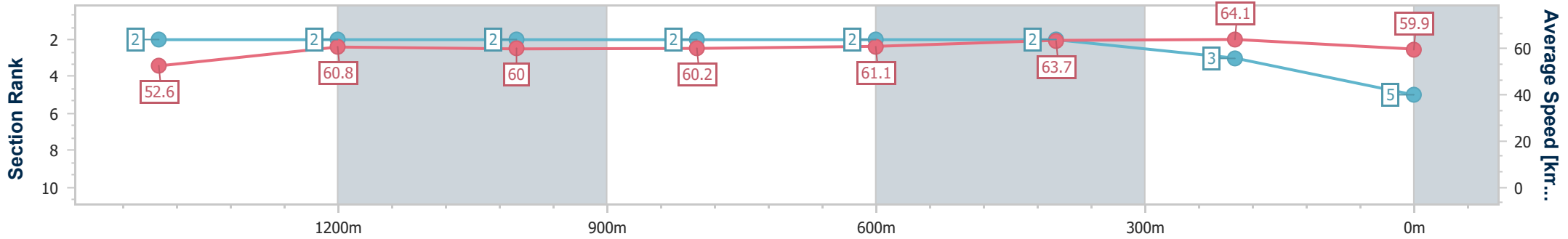
25 September 2024 - 16:04

Track Rating: Good 4, Weather: Fine, Rail Position: +6.5m Entire



BRISBANE RACING CLUB

Section	Overall	1400m	1200m	1000m	800m	600m	400m	200m
Section Times	1:39.02 [5] (0:16.42)	1:22.60 [2] (0:11.99)	1:10.61 [2] (0:12.00)	0:58.61 [2] (0:12.03)	0:46.58 [2] (0:11.98)	0:34.60 [2] (0:11.33)	0:23.27 [2] (0:11.24)	0:12.03 [3] (0:12.03)
Average Speed [km/h]	52.6	60.8	60.0	60.2	61.1	63.7	64.1	59.9
Top Speed [km/h]	62.3	61.9	60.4	60.8	63.3	64.8	65.2	63.2
Avg. Dist. to Rail [m]	2.6	1.8	2.4	3.0	2.4	1.1	0.5	0.8
Avg. Stride Freq. [Hz]	2.2	2.2	2.1	2.1	2.1	2.2	2.3	2.2
Avg. Stride Length [m]	6.5	7.8	7.9	7.8	7.9	7.9	7.8	7.6



- [] Ranking at each section and finish
- .-.- No data available at this section
- NA No data available



Horse/Jockey Name	Bitoftheblarney
Final Rank	6
Fastest Section Time (Section)	0:10.99 (400m)
Top Speed [km/h] (Section)	66.6 (400m)
Race State	Finished



Doomben QLD Professional

Race 5: EUREKA STUD BENCHMARK 68 Handicap - 1640m

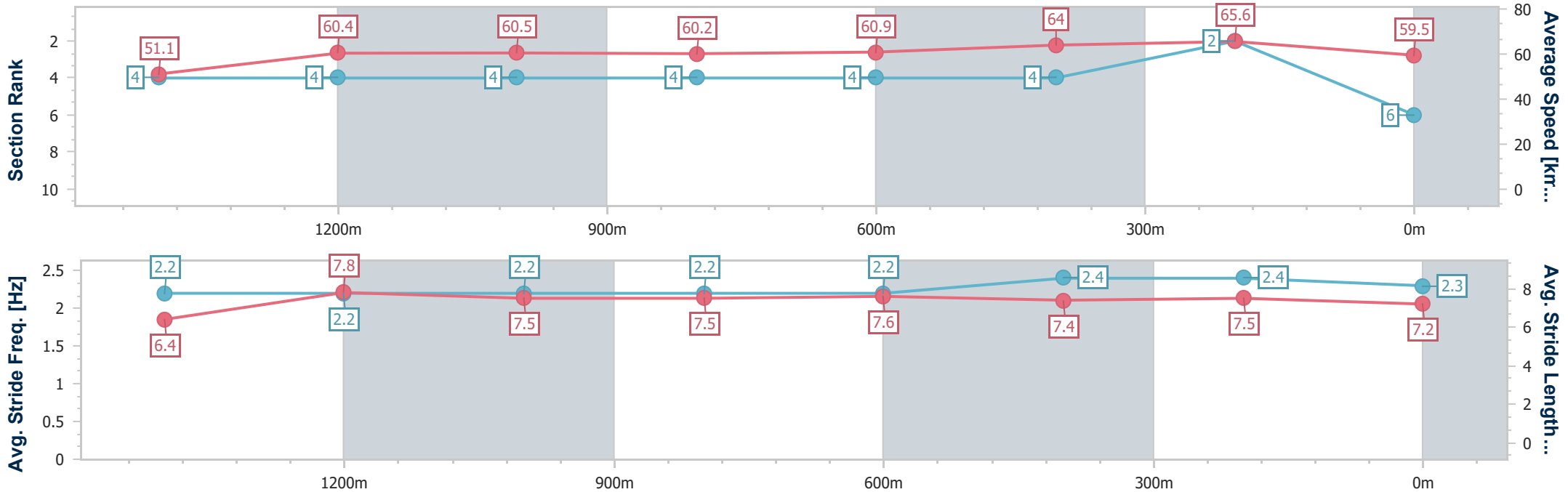
25 September 2024 - 16:04

Track Rating: Good 4, Weather: Fine, Rail Position: +6.5m Entire



BRISBANE RACING CLUB

Section	Overall	1400m	1200m	1000m	800m	600m	400m	200m
Section Times	1:39.04 [6] (0:16.90)	1:22.14 [4] (0:12.00)	1:10.14 [4] (0:11.93)	0:58.21 [4] (0:12.01)	0:46.20 [4] (0:11.87)	0:34.33 [4] (0:11.25)	0:23.08 [4] (0:10.99)	0:12.09 [2] (0:12.09)
Average Speed [km/h]	51.1	60.4	60.5	60.2	60.9	64.0	65.6	59.5
Top Speed [km/h]	61.9	61.5	61.2	60.8	63.3	66.1	66.6	64.4
Avg. Dist. to Rail [m]	1.3	1.2	1.3	1.4	0.6	0.6	0.9	0.3
Avg. Stride Freq. [Hz]	2.2	2.2	2.2	2.2	2.2	2.4	2.4	2.3
Avg. Stride Length [m]	6.4	7.8	7.5	7.5	7.6	7.4	7.5	7.2



- [] Ranking at each section and finish
- .-.- No data available at this section
- NA No data available



Horse/Jockey Name	Sarsen
Final Rank	7
Fastest Section Time (Section)	0:11.28 (600m)
Top Speed [km/h] (Section)	65.2 (600m)
Race State	Finished



Doomben QLD Professional

Race 5: EUREKA STUD BENCHMARK 68 Handicap - 1640m

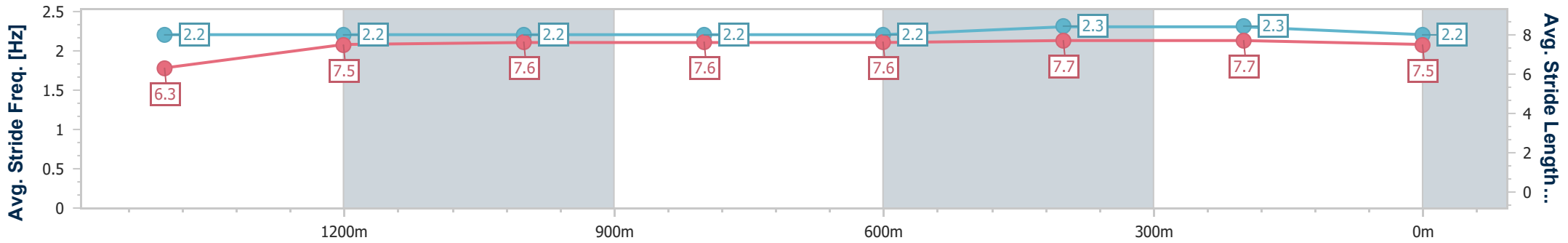
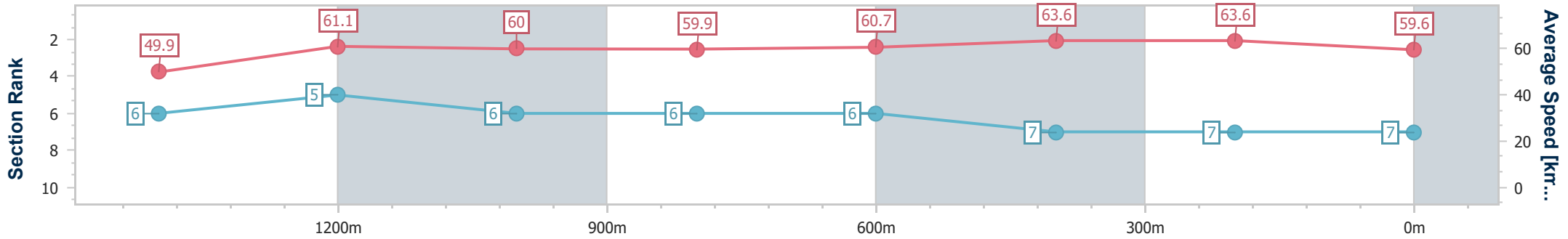
25 September 2024 - 16:04

Track Rating: Good 4, Weather: Fine, Rail Position: +6.5m Entire



BRISBANE RACING CLUB

Section	Overall	1400m	1200m	1000m	800m	600m	400m	200m
Section Times	1:39.63 [7] (0:17.30)	1:22.33 [6] (0:11.76)	1:10.57 [5] (0:12.00)	0:58.57 [6] (0:12.04)	0:46.53 [6] (0:11.87)	0:34.66 [6] (0:11.28)	0:23.38 [7] (0:11.33)	0:12.05 [7] (0:12.05)
Average Speed [km/h]	49.9	61.1	60.0	59.9	60.7	63.6	63.6	59.6
Top Speed [km/h]	63.1	63.3	61.2	61.0	63.0	65.2	64.2	63.4
Avg. Dist. to Rail [m]	3.1	0.8	0.4	0.7	0.6	0.7	0.9	0.3
Avg. Stride Freq. [Hz]	2.2	2.2	2.2	2.2	2.2	2.3	2.3	2.2
Avg. Stride Length [m]	6.3	7.5	7.6	7.6	7.6	7.7	7.7	7.5



- [] Ranking at each section and finish
- .-.- No data available at this section
- NA No data available