



Doomben QLD Professional

Race 7: LADBROKES FAST WITHDRAWALS BENCHMARK 68 Handicap - 1200m

25 September 2024 - 17:14



BRISBANE
RACING CLUB

Track Rating: Good 4, Weather: Fine, Rail Position: +6.5m Entire

Section		Field Times											
Overall	1000m	800m	600m	400m	200m	Last 600m							
1:09.50 (0:13.25)	0:56.25 (0:10.79)	0:45.46 (0:11.45)	0:34.01 (0:11.14)	0:22.87 (0:11.06)	0:11.81 (0:11.81)	0:34.01							
Rank	TAB	Horse/Jockey	Barrier	Top Speed [km/h]	Fastest Section	Overall	1000m	800m	600m	400m	200m	Margin	Distance Travelled [m]
1	10	HERMANITA Tahlia Fenlon	12	69.3 1000m	0:10.76 1000m	1:09.50 [1] (0:13.28)	0:56.22 [2] (0:10.76)	0:45.46 [1] (0:11.45)	0:34.01 [1] (0:11.14)	0:22.87 [1] (0:11.06)	0:11.81 [1] (0:11.81)	1:09.50 0:34.01	
2	9	ELLIBABY Ryan Maloney	4	67.8 400m	0:10.79 400m	1:09.50 [2] (0:13.48)	0:56.02 [5] (0:11.17)	0:44.85 [4] (0:11.44)	0:33.41 [6] (0:11.16)	0:22.25 [6] (0:10.79)	0:11.46 [5] (0:11.46)	0.02L 0:33.41	+5
3	13	SALT LAKE BETTY Samantha Collett	7	67.1 1000m	0:10.99 400m	1:09.51 [3] (0:13.25)	0:56.26 [1] (0:11.00)	0:45.26 [2] (0:11.35)	0:33.91 [2] (0:11.15)	0:22.76 [2] (0:10.99)	0:11.77 [2] (0:11.77)	0.09L 0:33.91	+4
4	19	MISS EMMA Cejay Graham	6	67.0 400m	0:10.84 400m	1:09.56 [4] (0:13.60)	0:55.96 [6] (0:11.10)	0:44.86 [6] (0:11.31)	0:33.55 [4] (0:11.14)	0:22.41 [4] (0:10.84)	0:11.57 [4] (0:11.57)	0.37L 0:33.55	+5
5	1	I SEE YOU COMING Emily Lang	10	68.8 Overall	0:10.94 400m	1:09.71 [5] (0:13.41)	0:56.30 [3] (0:11.08)	0:45.22 [3] (0:11.30)	0:33.92 [3] (0:11.13)	0:22.79 [3] (0:10.94)	0:11.85 [3] (0:11.85)	1.25L 0:33.92	+2
6	16	BALTRAY Georgina Cartwright	9	68.2 400m	0:10.79 400m	1:09.88 [6] (0:13.90)	0:55.98 [10] (0:10.99)	0:44.99 [8] (0:11.40)	0:33.59 [8] (0:11.25)	0:22.34 [8] (0:10.79)	0:11.55 [7] (0:11.55)	2.23L 0:33.59	+10
7	6	TORQUE I TEE Noel Callow	3	68.0 400m	0:10.73 400m	1:09.92 [7] (0:13.75)	0:56.17 [8] (0:11.13)	0:45.04 [7] (0:11.52)	0:33.52 [10] (0:11.22)	0:22.30 [10] (0:10.73)	0:11.57 [8] (0:11.57)	2.48L 0:33.52	+7
8	12	SKYWRITER James Orman	5	67.3 400m	0:10.95 400m	1:09.99 [8] (0:13.90)	0:56.09 [9] (0:11.11)	0:44.98 [10] (0:11.38)	0:33.60 [9] (0:11.20)	0:22.40 [9] (0:10.95)	0:11.45 [10] (0:11.45)	2.9L 0:33.60	+2
9	5	STRIKING PLAINS Bailey Wheeler	8	68.9 400m	0:10.87 400m	1:10.04 [9] (0:14.09)	0:55.95 [11] (0:11.19)	0:44.76 [11] (0:11.41)	0:33.35 [11] (0:11.15)	0:22.20 [11] (0:10.87)	0:11.33 [11] (0:11.33)	3.18L 0:33.35	+4
10	11	PINK THUNDER Angela Jones	1	67.1 1000m	0:10.99 400m	1:10.25 [10] (0:13.46)	0:56.79 [4] (0:11.19)	0:45.60 [5] (0:11.37)	0:34.23 [5] (0:11.19)	0:23.04 [5] (0:10.99)	0:12.05 [6] (0:12.05)	4.43L 0:34.23	-1

Scratched: Brocky (#2), Schmoozer (#4), Bad Education (#15), Miss Tambo (#8), I Am A Marvel (#17), Beautantes (#3), Mean Approach (#7), Wonderland Star (#14)

[] Ranking at each section and finish
 -:-:- No data available at this section
 NA No data available
 SCN Saddle cloth number
 DNF Did not finish
 DNT Did not track



Doomben QLD Professional
Race 7: LADBROKES FAST WITHDRAWALS BENCHMARK 68 Handicap - 1200m
25 September 2024 - 17:14



Track Rating: Good 4, Weather: Fine, Rail Position: +6.5m Entire

Section		Overall	1000m	800m	600m	400m	200m	Last 600m					
Field Times		1:09.50 (0:13.25)	0:56.25 (0:10.79)	0:45.46 (0:11.45)	0:34.01 (0:11.14)	0:22.87 (0:11.06)	0:11.81 (0:11.81)	0:34.01					
Rank	TAB Horse/Jockey	Barrier	Top Speed [km/h]	Fastest Section				Margin	Distance Travelled [m]				
11	18 LIMERO Cody Collis	2	67.2 1000m	0:11.02 400m	1:10.36 [11] (0:13.72)	0:56.64 [7] (0:11.20)	0:45.44 [9] (0:11.31)	0:34.13 [7] (0:11.12)	0:23.01 [7] (0:11.02)	0:11.99 [9] (0:11.99)	5.03L	0:34.13	-4

Scratched: Brocky (#2), Schmoozer (#4), Bad Education (#15), Miss Tambo (#8), I Am A Marvel (#17), Beautantes (#3), Mean Approach (#7), Wonderland Star (#14)

[] Ranking at each section and finish
 -:-:- No data available at this section
 NA No data available

SCN Saddle cloth number
 DNF Did not finish
 DNT Did not track



Horse/Jockey Name	Hermanita
Final Rank	1
Fastest Section Time (Section)	0:10.76 (1000m)
Top Speed [km/h] (Section)	69.3 (1000m)
Race State	Finished

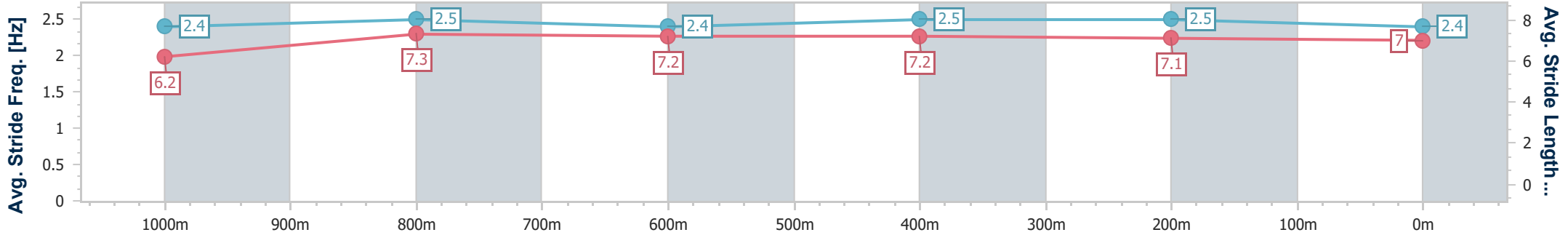
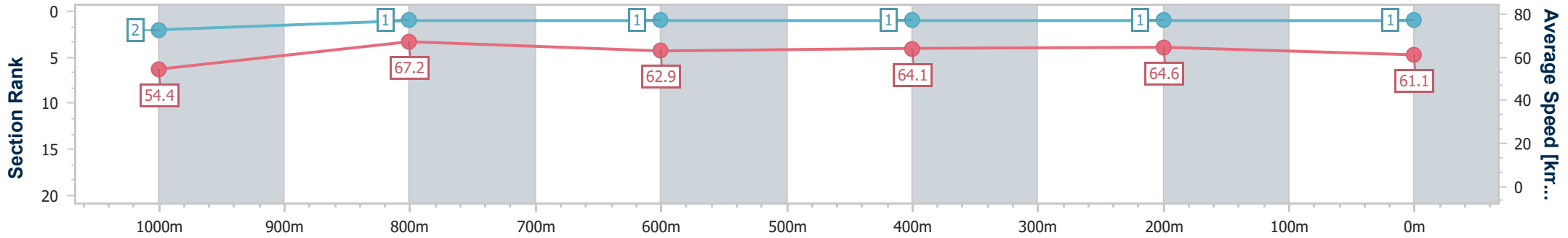


Doomben QLD Professional
Race 7: LADBROKES FAST WITHDRAWALS BENCHMARK 68
Handicap - 1200m
 25 September 2024 - 17:14
 Track Rating: Good 4, Weather: Fine, Rail Position: +6.5m Entire



BRISBANE
RACING CLUB

Section	Overall	1000m	800m	600m	400m	200m
Section Times	1:09.50 [1] (0:13.28)	0:56.22 [2] (0:10.76)	0:45.46 [1] (0:11.45)	0:34.01 [1] (0:11.14)	0:22.87 [1] (0:11.06)	0:11.81 [1] (0:11.81)
Average Speed [km/h]	54.4	67.2	62.9	64.1	64.6	61.1
Top Speed [km/h]	68.9	69.3	65.4	65.3	65.3	64.1
Avg. Dist. to Rail [m]	7.7	2.4	0.9	1.5	2.8	2.6
Avg. Stride Freq. [Hz]	2.4	2.5	2.4	2.5	2.5	2.4
Avg. Stride Length [m]	6.2	7.3	7.2	7.2	7.1	7.0



- [] Ranking at each section and finish
- .-.- No data available at this section
- NA No data available



Horse/Jockey Name	Ellibaby
Final Rank	2
Fastest Section Time (Section)	0:10.79 (400m)
Top Speed [km/h] (Section)	67.8 (400m)
Race State	Finished

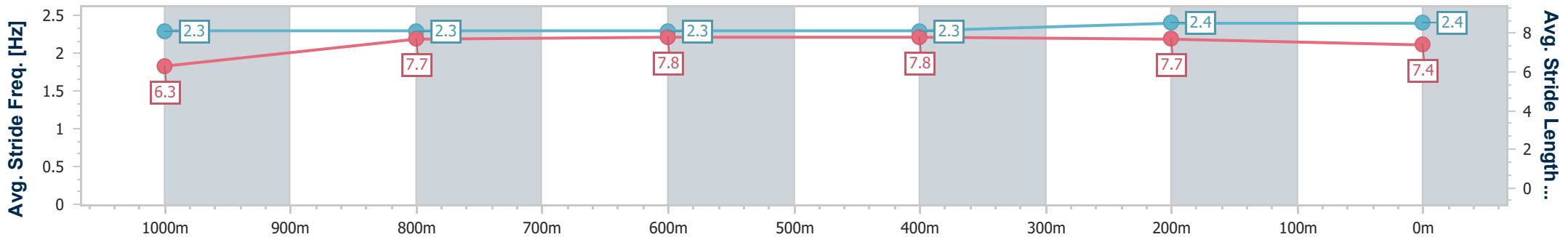
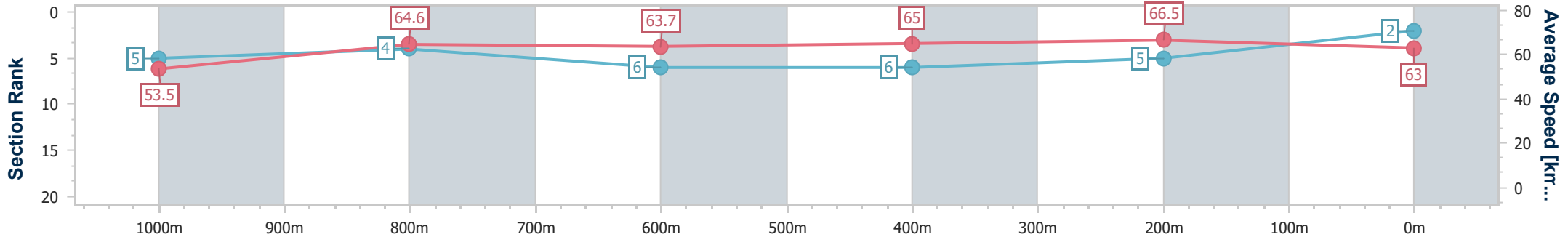


Doomben QLD Professional
Race 7: LADBROKES FAST WITHDRAWALS BENCHMARK 68
Handicap - 1200m
 25 September 2024 - 17:14
 Track Rating: Good 4, Weather: Fine, Rail Position: +6.5m Entire



BRISBANE
RACING CLUB

Section	Overall	1000m	800m	600m	400m	200m
Section Times	1:09.50 [2] (0:13.48)	0:56.02 [5] (0:11.17)	0:44.85 [4] (0:11.44)	0:33.41 [6] (0:11.16)	0:22.25 [6] (0:10.79)	0:11.46 [5] (0:11.46)
Average Speed [km/h]	53.5	64.6	63.7	65.0	66.5	63.0
Top Speed [km/h]	66.4	66.2	64.2	66.2	67.8	66.4
Avg. Dist. to Rail [m]	3.2	1.7	2.0	0.7	1.3	2.3
Avg. Stride Freq. [Hz]	2.3	2.3	2.3	2.3	2.4	2.4
Avg. Stride Length [m]	6.3	7.7	7.8	7.8	7.7	7.4



- [] Ranking at each section and finish
- .-.- No data available at this section
- NA No data available



Horse/Jockey Name	Salt Lake Betty
Final Rank	3
Fastest Section Time (Section)	0:10.99 (400m)
Top Speed [km/h] (Section)	67.1 (1000m)
Race State	Finished

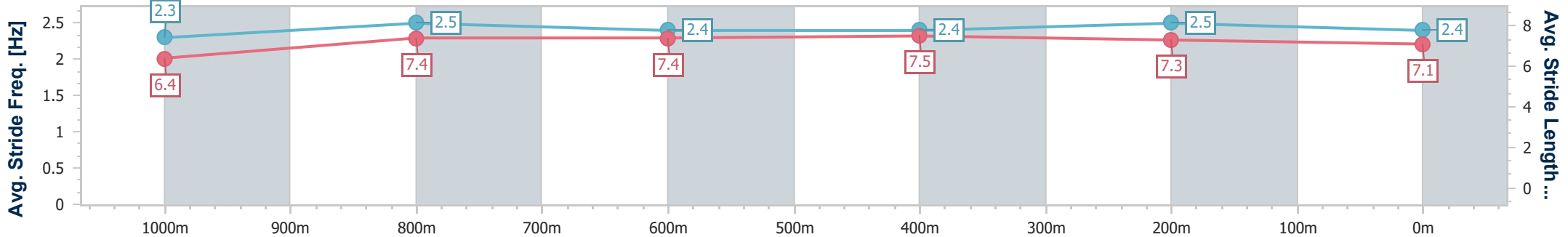
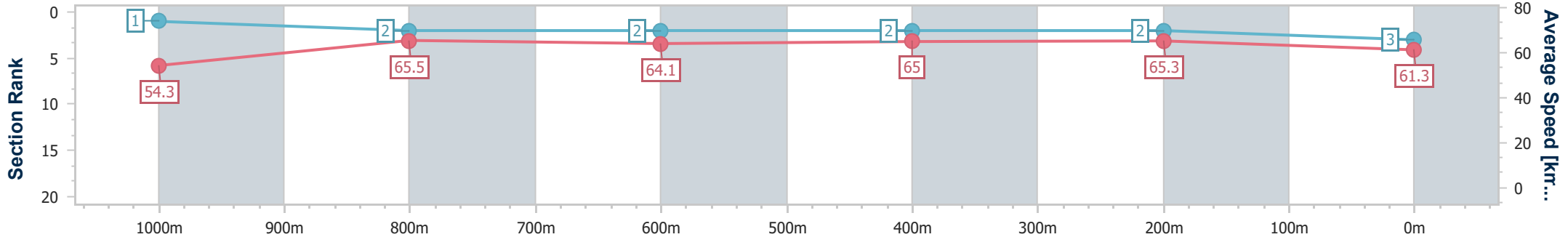


Doomben QLD Professional
Race 7: LADBROKES FAST WITHDRAWALS BENCHMARK 68
Handicap - 1200m
 25 September 2024 - 17:14
 Track Rating: Good 4, Weather: Fine, Rail Position: +6.5m Entire



BRISBANE
RACING CLUB

Section	Overall	1000m	800m	600m	400m	200m
Section Times	1:09.51 [3] (0:13.25)	0:56.26 [1] (0:11.00)	0:45.26 [2] (0:11.35)	0:33.91 [2] (0:11.15)	0:22.76 [2] (0:10.99)	0:11.77 [2] (0:11.77)
Average Speed [km/h]	54.3	65.5	64.1	65.0	65.3	61.3
Top Speed [km/h]	66.5	67.1	65.8	66.2	66.7	65.2
Avg. Dist. to Rail [m]	4.0	1.6	1.5	0.9	0.6	1.4
Avg. Stride Freq. [Hz]	2.3	2.5	2.4	2.4	2.5	2.4
Avg. Stride Length [m]	6.4	7.4	7.4	7.5	7.3	7.1



- [] Ranking at each section and finish
- .-.- No data available at this section
- NA No data available



Horse/Jockey Name	Miss Emma
Final Rank	4
Fastest Section Time (Section)	0:10.84 (400m)
Top Speed [km/h] (Section)	67.0 (400m)
Race State	Finished

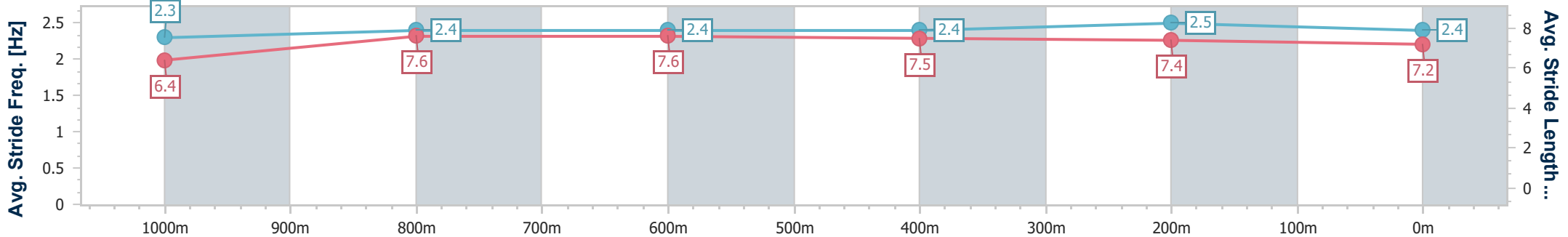
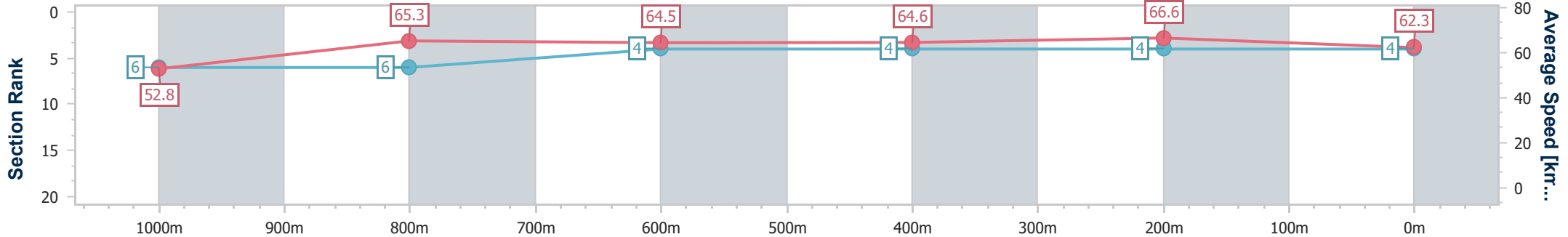


Doomben QLD Professional
Race 7: LADBROKES FAST WITHDRAWALS BENCHMARK 68
Handicap - 1200m
 25 September 2024 - 17:14
 Track Rating: Good 4, Weather: Fine, Rail Position: +6.5m Entire



BRISBANE
RACING CLUB

Section	Overall	1000m	800m	600m	400m	200m
Section Times	1:09.56 [4] (0:13.60)	0:55.96 [6] (0:11.10)	0:44.86 [6] (0:11.31)	0:33.55 [4] (0:11.14)	0:22.41 [4] (0:10.84)	0:11.57 [4] (0:11.57)
Average Speed [km/h]	52.8	65.3	64.5	64.6	66.6	62.3
Top Speed [km/h]	65.3	67.0	64.7	66.3	67.0	65.5
Avg. Dist. to Rail [m]	5.0	3.2	1.5	0.6	1.2	2.0
Avg. Stride Freq. [Hz]	2.3	2.4	2.4	2.4	2.5	2.4
Avg. Stride Length [m]	6.4	7.6	7.6	7.5	7.4	7.2



- [] Ranking at each section and finish
- .-.- No data available at this section
- NA No data available



Horse/Jockey Name	I See You Coming
Final Rank	5
Fastest Section Time (Section)	0:10.94 (400m)
Top Speed [km/h] (Section)	68.8 (Overall)
Race State	Finished

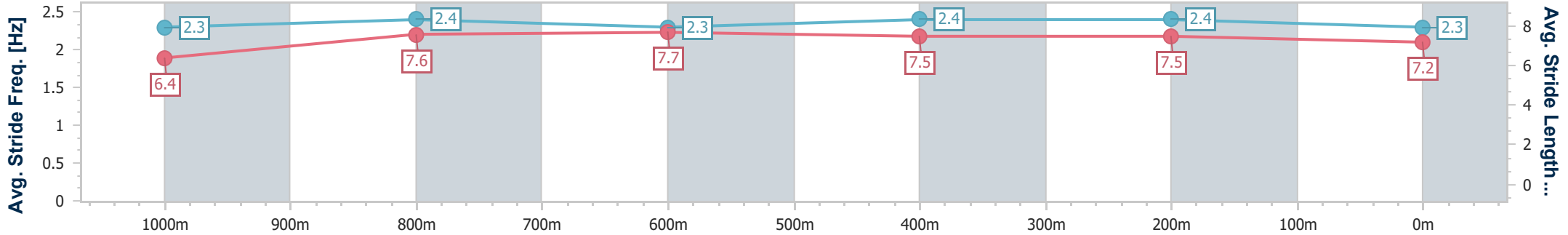
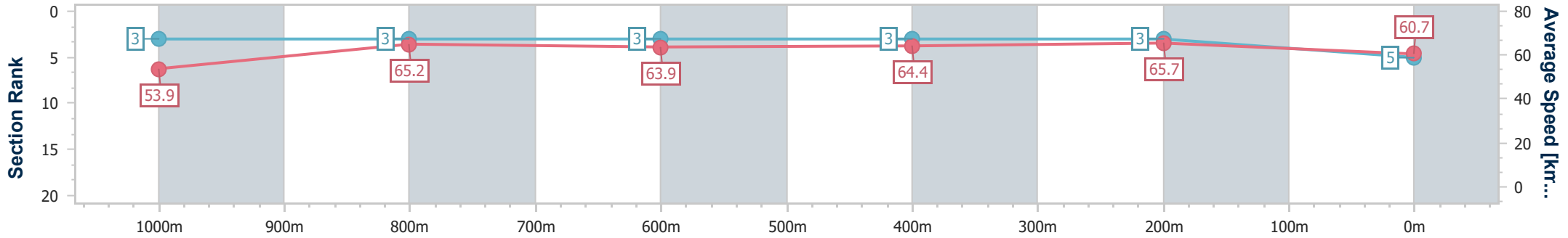


Doomben QLD Professional
Race 7: LADBROKES FAST WITHDRAWALS BENCHMARK 68
Handicap - 1200m
 25 September 2024 - 17:14
 Track Rating: Good 4, Weather: Fine, Rail Position: +6.5m Entire



BRISBANE
RACING CLUB

Section	Overall	1000m	800m	600m	400m	200m
Section Times	1:09.71 [5] (0:13.41)	0:56.30 [3] (0:11.08)	0:45.22 [3] (0:11.30)	0:33.92 [3] (0:11.13)	0:22.79 [3] (0:10.94)	0:11.85 [3] (0:11.85)
Average Speed [km/h]	53.9	65.2	63.9	64.4	65.7	60.7
Top Speed [km/h]	68.8	68.1	65.3	66.0	66.7	64.2
Avg. Dist. to Rail [m]	7.4	2.8	0.5	0.4	0.8	1.7
Avg. Stride Freq. [Hz]	2.3	2.4	2.3	2.4	2.4	2.3
Avg. Stride Length [m]	6.4	7.6	7.7	7.5	7.5	7.2



- [] Ranking at each section and finish
- .-.- No data available at this section
- NA No data available



Horse/Jockey Name	Baltray
Final Rank	6
Fastest Section Time (Section)	0:10.79 (400m)
Top Speed [km/h] (Section)	68.2 (400m)
Race State	Finished

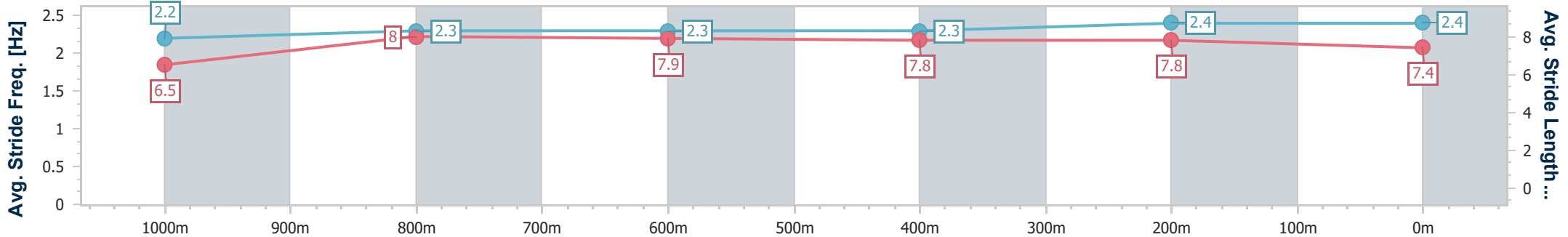
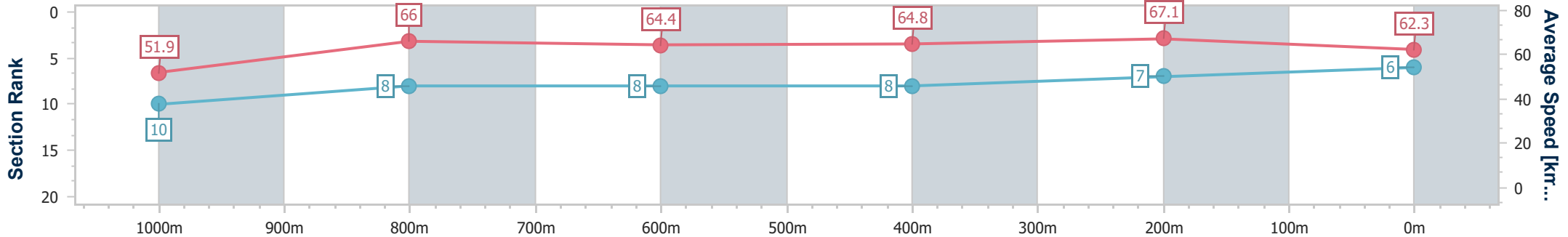


Doomben QLD Professional
Race 7: LADBROKES FAST WITHDRAWALS BENCHMARK 68
Handicap - 1200m
 25 September 2024 - 17:14
 Track Rating: Good 4, Weather: Fine, Rail Position: +6.5m Entire



BRISBANE
RACING CLUB

Section	Overall	1000m	800m	600m	400m	200m
Section Times	1:09.88 [6] (0:13.90)	0:55.98 [10] (0:10.99)	0:44.99 [8] (0:11.40)	0:33.59 [8] (0:11.25)	0:22.34 [8] (0:10.79)	0:11.55 [7] (0:11.55)
Average Speed [km/h]	51.9	66.0	64.4	64.8	67.1	62.3
Top Speed [km/h]	64.7	67.3	66.1	66.3	68.2	66.4
Avg. Dist. to Rail [m]	5.8	2.7	3.0	2.8	2.9	4.3
Avg. Stride Freq. [Hz]	2.2	2.3	2.3	2.3	2.4	2.4
Avg. Stride Length [m]	6.5	8.0	7.9	7.8	7.8	7.4



- [] Ranking at each section and finish
- .-.-.- No data available at this section
- NA No data available



Horse/Jockey Name	Torque I Tee
Final Rank	7
Fastest Section Time (Section)	0:10.73 (400m)
Top Speed [km/h] (Section)	68.0 (400m)
Race State	Finished

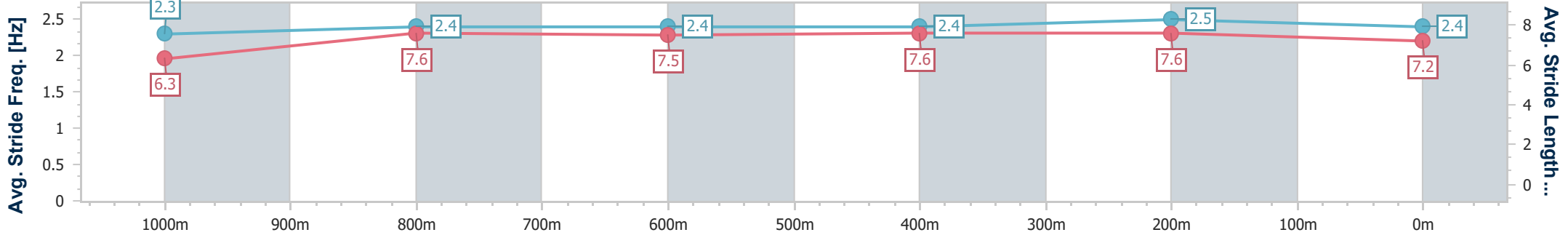
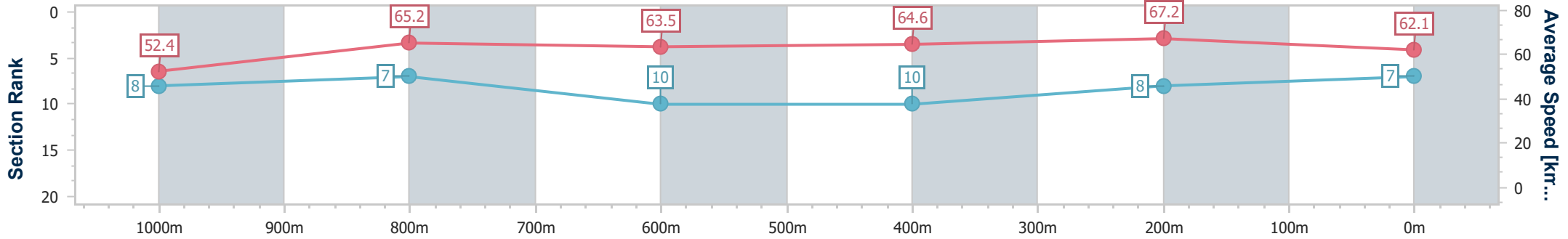


Doomben QLD Professional
Race 7: LADBROKES FAST WITHDRAWALS BENCHMARK 68
Handicap - 1200m
 25 September 2024 - 17:14
 Track Rating: Good 4, Weather: Fine, Rail Position: +6.5m Entire



BRISBANE
RACING CLUB

Section	Overall	1000m	800m	600m	400m	200m
Section Times	1:09.92 [7] (0:13.75)	0:56.17 [8] (0:11.13)	0:45.04 [7] (0:11.52)	0:33.52 [10] (0:11.22)	0:22.30 [10] (0:10.73)	0:11.57 [8] (0:11.57)
Average Speed [km/h]	52.4	65.2	63.5	64.6	67.2	62.1
Top Speed [km/h]	65.7	66.6	65.5	66.0	68.0	66.7
Avg. Dist. to Rail [m]	2.0	2.4	3.2	1.0	0.6	0.9
Avg. Stride Freq. [Hz]	2.3	2.4	2.4	2.4	2.5	2.4
Avg. Stride Length [m]	6.3	7.6	7.5	7.6	7.6	7.2



- [] Ranking at each section and finish
- .-.- No data available at this section
- NA No data available



Horse/Jockey Name	Skywriter
Final Rank	8
Fastest Section Time (Section)	0:10.95 (400m)
Top Speed [km/h] (Section)	67.3 (400m)
Race State	Finished

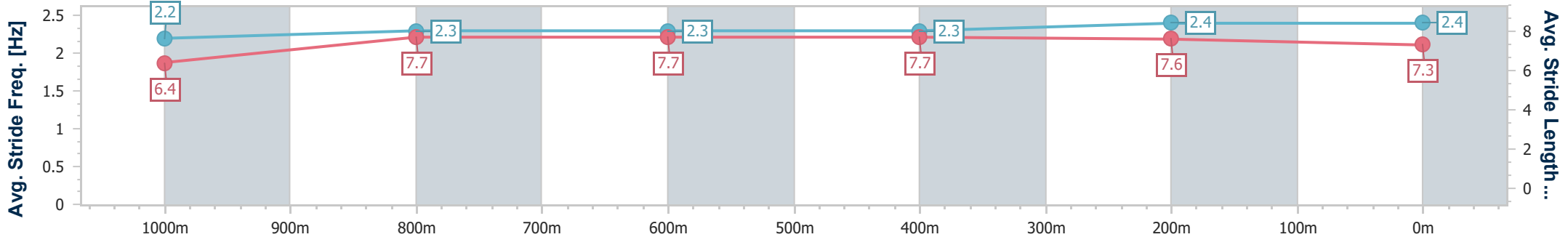
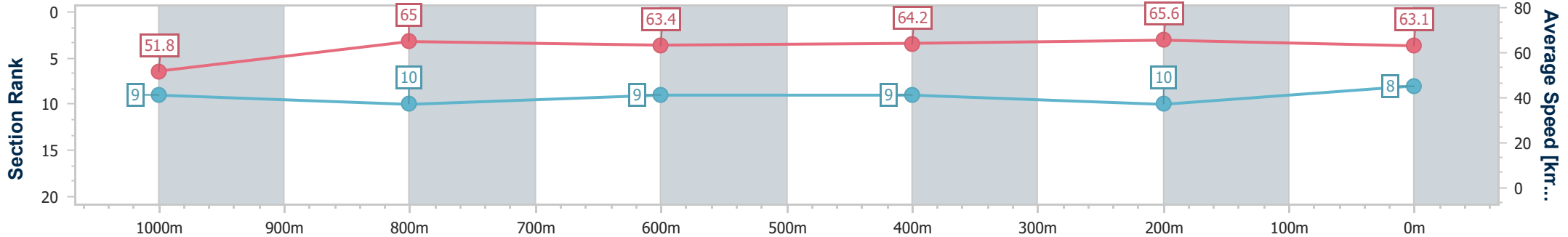


Doomben QLD Professional
Race 7: LADBROKES FAST WITHDRAWALS BENCHMARK 68
Handicap - 1200m
 25 September 2024 - 17:14
 Track Rating: Good 4, Weather: Fine, Rail Position: +6.5m Entire



BRISBANE
RACING CLUB

Section	Overall	1000m	800m	600m	400m	200m
Section Times	1:09.99 [8] (0:13.90)	0:56.09 [9] (0:11.11)	0:44.98 [10] (0:11.38)	0:33.60 [9] (0:11.20)	0:22.40 [9] (0:10.95)	0:11.45 [10] (0:11.45)
Average Speed [km/h]	51.8	65.0	63.4	64.2	65.6	63.1
Top Speed [km/h]	66.8	66.4	64.1	65.4	67.3	65.4
Avg. Dist. to Rail [m]	3.1	0.9	0.6	0.3	0.7	3.1
Avg. Stride Freq. [Hz]	2.2	2.3	2.3	2.3	2.4	2.4
Avg. Stride Length [m]	6.4	7.7	7.7	7.7	7.6	7.3



- [] Ranking at each section and finish
- .-.- No data available at this section
- NA No data available



Horse/Jockey Name	Striking Plains
Final Rank	9
Fastest Section Time (Section)	0:10.87 (400m)
Top Speed [km/h] (Section)	68.9 (400m)
Race State	Finished

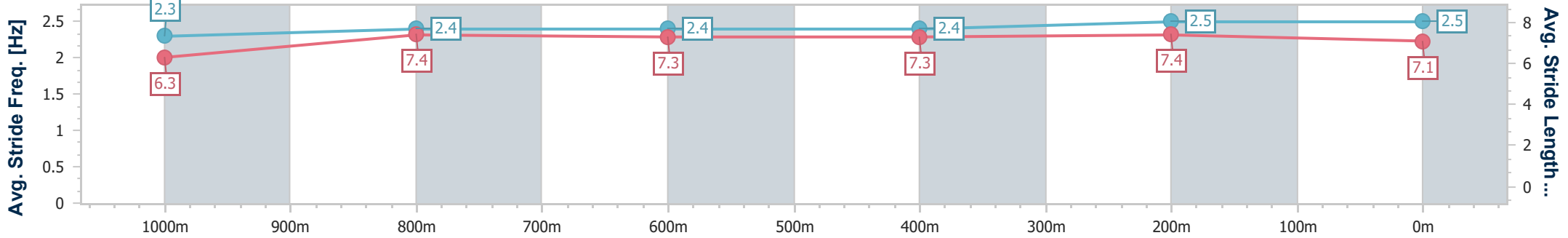
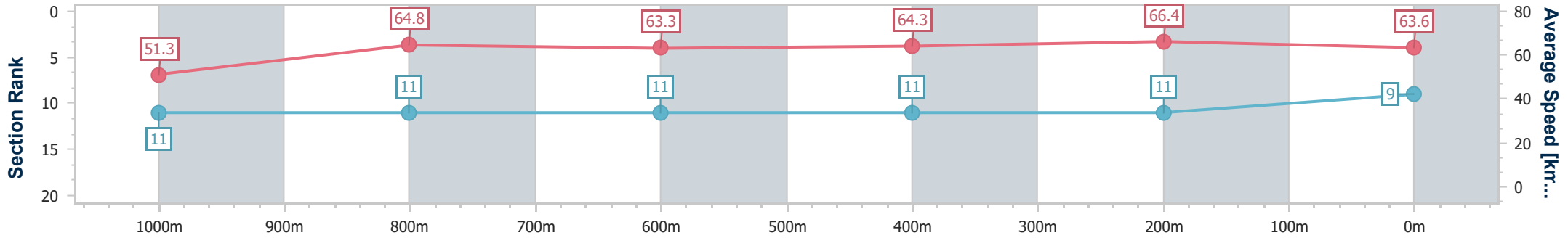


Doomben QLD Professional
Race 7: LADBROKES FAST WITHDRAWALS BENCHMARK 68
Handicap - 1200m
 25 September 2024 - 17:14
 Track Rating: Good 4, Weather: Fine, Rail Position: +6.5m Entire



BRISBANE
RACING CLUB

Section	Overall	1000m	800m	600m	400m	200m
Section Times	1:10.04 [9] (0:14.09)	0:55.95 [11] (0:11.19)	0:44.76 [11] (0:11.41)	0:33.35 [11] (0:11.15)	0:22.20 [11] (0:10.87)	0:11.33 [11] (0:11.33)
Average Speed [km/h]	51.3	64.8	63.3	64.3	66.4	63.6
Top Speed [km/h]	65.2	67.2	65.1	65.8	68.9	68.4
Avg. Dist. to Rail [m]	5.8	2.2	1.1	0.6	2.2	4.1
Avg. Stride Freq. [Hz]	2.3	2.4	2.4	2.4	2.5	2.5
Avg. Stride Length [m]	6.3	7.4	7.3	7.3	7.4	7.1



- [] Ranking at each section and finish
- .-.- No data available at this section
- NA No data available



Horse/Jockey Name	Pink Thunder
Final Rank	10
Fastest Section Time (Section)	0:10.99 (400m)
Top Speed [km/h] (Section)	67.1 (1000m)
Race State	Finished

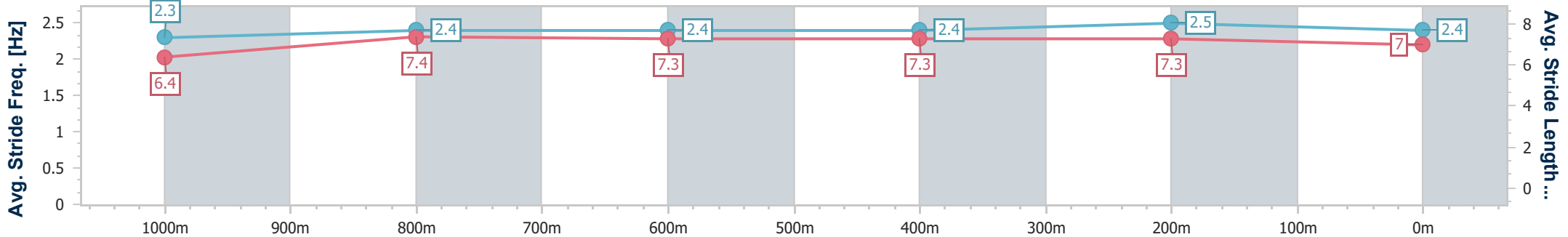
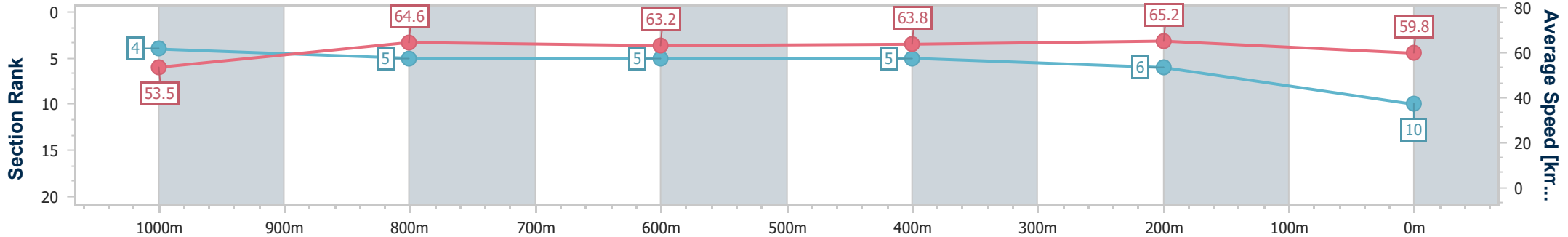


Doomben QLD Professional
Race 7: LADBROKES FAST WITHDRAWALS BENCHMARK 68
Handicap - 1200m
 25 September 2024 - 17:14
 Track Rating: Good 4, Weather: Fine, Rail Position: +6.5m Entire



BRISBANE
RACING CLUB

Section	Overall	1000m	800m	600m	400m	200m
Section Times	1:10.25 [10] (0:13.46)	0:56.79 [4] (0:11.19)	0:45.60 [5] (0:11.37)	0:34.23 [5] (0:11.19)	0:23.04 [5] (0:10.99)	0:12.05 [6] (0:12.05)
Average Speed [km/h]	53.5	64.6	63.2	63.8	65.2	59.8
Top Speed [km/h]	66.9	67.1	64.4	65.1	66.6	63.3
Avg. Dist. to Rail [m]	0.9	0.7	0.3	1.1	2.7	2.6
Avg. Stride Freq. [Hz]	2.3	2.4	2.4	2.4	2.5	2.4
Avg. Stride Length [m]	6.4	7.4	7.3	7.3	7.3	7.0



- [] Ranking at each section and finish
- .-.- No data available at this section
- NA No data available



Horse/Jockey Name	Limero
Final Rank	11
Fastest Section Time (Section)	0:11.02 (400m)
Top Speed [km/h] (Section)	67.2 (1000m)
Race State	Finished

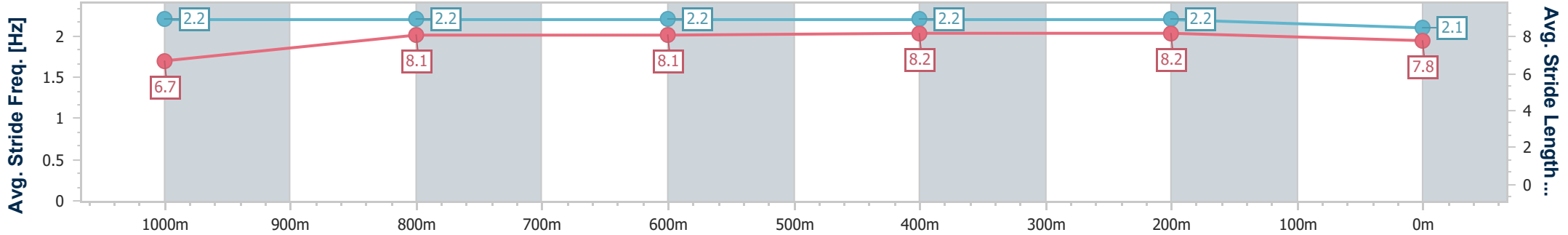
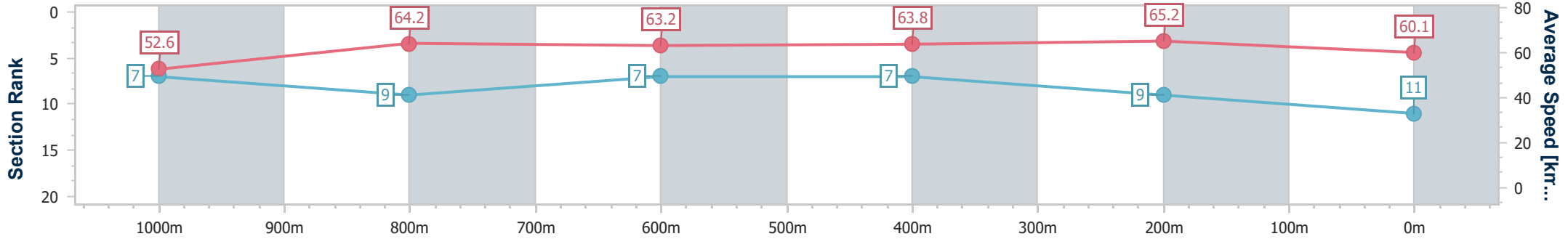


Doomben QLD Professional
Race 7: LADBROKES FAST WITHDRAWALS BENCHMARK 68
Handicap - 1200m
 25 September 2024 - 17:14
 Track Rating: Good 4, Weather: Fine, Rail Position: +6.5m Entire



BRISBANE
RACING CLUB

Section	Overall	1000m	800m	600m	400m	200m
Section Times	1:10.36 [11] (0:13.72)	0:56.64 [7] (0:11.20)	0:45.44 [9] (0:11.31)	0:34.13 [7] (0:11.12)	0:23.01 [7] (0:11.02)	0:11.99 [9] (0:11.99)
Average Speed [km/h]	52.6	64.2	63.2	63.8	65.2	60.1
Top Speed [km/h]	64.6	67.2	64.2	64.8	65.9	64.4
Avg. Dist. to Rail [m]	1.1	0.5	1.5	2.4	1.4	0.4
Avg. Stride Freq. [Hz]	2.2	2.2	2.2	2.2	2.2	2.1
Avg. Stride Length [m]	6.7	8.1	8.1	8.2	8.2	7.8



- [] Ranking at each section and finish
- .-.- No data available at this section
- NA No data available