

Track Rating: Good 4, Weather: Fine, Rail Position: +5m Entire

Section		Overall	1000m	800m	600m	400m	200m	Last 600m						
Field Times		1:11.37 (0:13.34)	0:58.03 (0:10.72)	0:47.31 (0:11.07)	0:36.24 (0:11.67)	0:24.57 (0:12.40)	0:12.17 (0:12.17)	0:36.24						
Rank	TAB	Horse/Jockey	Barrier	Top Speed [km/h]	Fastest Section							Margin	Distance Travelled [m]	
1	7	<b>QUEST OF QUESTS</b> Ryan Maloney	7	66.4 1000m	0:11.03 1000m	1:11.37 [1] (0:13.86)	0:57.51 [4] (0:11.03)	0:46.48 [7] (0:11.21)	0:35.27 [7] (0:11.53)	0:23.74 [7] (0:11.86)	0:11.88 [3] (0:11.88)	1:11.37	0:35.27	
2	12	<b>HARD TO DISMISS</b> Kyle Wilson-Taylor	2	66.8 1000m	0:10.91 1000m	1:11.57 [2] (0:13.90)	0:57.67 [7] (0:10.91)	0:46.76 [6] (0:11.27)	0:35.49 [6] (0:11.54)	0:23.95 [6] (0:11.97)	0:11.98 [4] (0:11.98)	1.16L	0:35.49	-6
3	4	<b>RECANATI</b> Nathan Fazackerley	3	67.2 Overall	0:11.02 1000m	1:11.61 [3] (0:13.97)	0:57.64 [10] (0:11.02)	0:46.62 [9] (0:11.27)	0:35.35 [9] (0:11.57)	0:23.78 [9] (0:11.78)	0:12.00 [6] (0:12.00)	1.39L	0:35.35	-6
4	22	<b>FLYING TYROL</b> Jason Taylor	6	66.2 Overall	0:11.06 1000m	1:11.64 [4] (0:14.03)	0:57.61 [11] (0:11.06)	0:46.55 [10] (0:11.31)	0:35.24 [11] (0:11.51)	0:23.73 [12] (0:11.73)	0:12.00 [8] (0:12.00)	1.56L	0:35.24	-2
5	1	<b>ACES UP</b> Samantha Collett	8	68.5 1000m	0:10.78 1000m	1:11.79 [5] (0:13.88)	0:57.91 [5] (0:10.78)	0:47.13 [4] (0:11.20)	0:35.93 [4] (0:11.56)	0:24.37 [4] (0:11.97)	0:12.40 [2] (0:12.40)	2.48L	0:35.93	+0
6	14	<b>LITTLE SPARK</b> Andrew Mallyon	10	67.2 Overall	0:11.05 1000m	1:11.90 [6] (0:13.88)	0:58.02 [6] (0:11.05)	0:46.97 [8] (0:11.22)	0:35.75 [8] (0:11.52)	0:24.23 [8] (0:11.94)	0:12.29 [5] (0:12.29)	3.09L	0:35.75	+1
7	21	<b>HELLO IN THERE</b> Georgina Cartwright	11	66.5 Overall	0:11.16 1000m	1:12.02 [7] (0:13.94)	0:58.08 [9] (0:11.16)	0:46.92 [11] (0:11.22)	0:35.70 [10] (0:11.53)	0:24.17 [10] (0:11.85)	0:12.32 [10] (0:12.32)	3.81L	0:35.70	+3
8	17	<b>DUPONT</b> Jai Williams	5	66.8 1000m	0:10.93 1000m	1:12.52 [8] (0:13.77)	0:58.75 [3] (0:10.93)	0:47.82 [5] (0:11.17)	0:36.65 [5] (0:11.63)	0:25.02 [5] (0:12.27)	0:12.75 [11] (0:12.75)	6.78L	0:36.65	-4
9	2	<b>IT'S HELLS BELLS</b> Angela Jones	12	69.1 Overall	0:10.72 1000m	1:12.87 [9] (0:13.34)	0:59.53 [1] (0:10.72)	0:48.81 [1] (0:11.07)	0:37.74 [1] (0:11.67)	0:26.07 [1] (0:12.40)	0:13.67 [1] (0:13.67)	8.83L	0:37.74	-5
10	19	<b>DARKENED DESTINY</b> Michael Schrapel	1	68.3 1000m	0:10.80 1000m	1:12.93 [10] (0:13.67)	0:59.26 [2] (0:10.80)	0:48.46 [2] (0:11.17)	0:37.29 [3] (0:11.69)	0:25.60 [3] (0:12.30)	0:13.30 [7] (0:13.30)	9.19L	0:37.29	-6

Scratched: Tapis Magique (#8), Elle Of A Belle (#9), Cryptic Prism (#20), Electric Arrow (#13), Boomi's Buddy (#18), Miss Bacall (#11), Laser Beam (#6), Littlemisscancan (#15), Charged (#16), Little Charmer (



# Ipswich QLD Professional

## Race 8: RIVER 94.9FM RATINGS BAND 0 - 58 Handicap - 1200m

26 September 2024 - 17:05



Track Rating: Good 4, Weather: Fine, Rail Position: +5m Entire

Section	Overall	1000m	800m	600m	400m	200m	Last 600m
Field Times	1:11.37 (0:13.34)	0:58.03 (0:10.72)	0:47.31 (0:11.07)	0:36.24 (0:11.67)	0:24.57 (0:12.40)	0:12.17 (0:12.17)	0:36.24

Rank	TAB	Horse/Jockey	Barrier	Top Speed [km/h]	Fastest Section	Overall	1000m	800m	600m	400m	200m	Margin	Distance Travelled [m]
11	5	EXPOSITION Jade Hampson	4	67.0 1000m	0:10.86 1000m	1:13.20 [11] (0:14.64)	0:58.56 [12] (0:10.86)	0:47.70 [12] (0:11.06)	0:36.64 [12] (0:11.33)	0:25.31 [11] (0:12.03)	0:13.28 [12] (0:13.28)	10.78L	0:36.64 +6
12	3	KEWELL Shania Willis	9	69.8 1000m	0:10.56 1000m	1:13.21 [12] (0:13.93)	0:59.28 [8] (0:10.56)	0:48.72 [3] (0:11.10)	0:37.62 [2] (0:11.68)	0:25.94 [2] (0:12.38)	0:13.56 [9] (0:13.56)	10.82L	0:37.62 +0

Scratched: Tapis Magique (#8), Elle Of A Belle (#9), Cryptic Prism (#20), Electric Arrow (#13), Boomi's Buddy (#18), Miss Bacall (#11), Laser Beam (#6), Littlemisscancan (#15), Charged (#16), Little Charmer (

[ ] Ranking at each section and finish  
 -:-:-:- No data available at this section  
 NA No data available

SCN Saddle cloth number  
 DNF Did not finish  
 DNT Did not track



Horse/Jockey Name	Quest Of Quests
Final Rank	1
Fastest Section Time (Section)	0:11.03 (1000m)
Top Speed [km/h] (Section)	66.4 (1000m)
Race State	Finished



### Ipswich QLD Professional

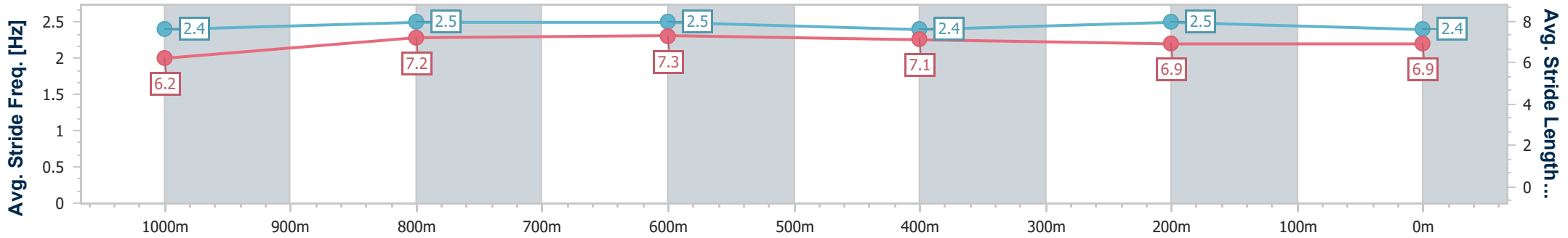
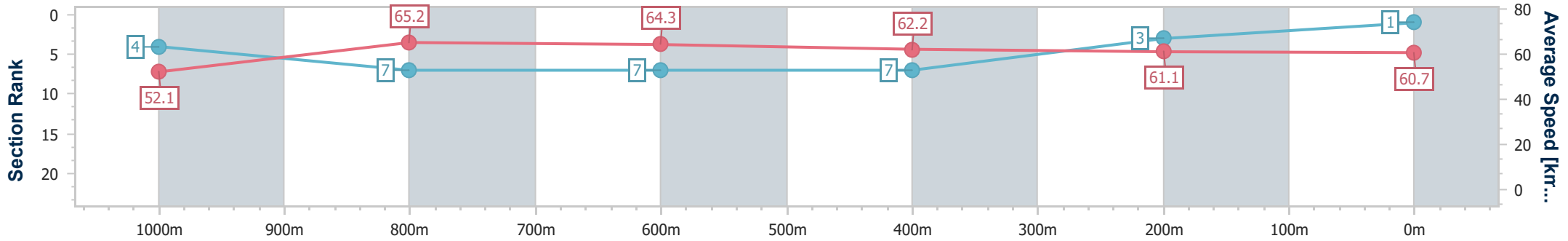
Race 8: RIVER 94.9FM RATINGS BAND 0 - 58 Handicap - 1200m



26 September 2024 - 17:05

Track Rating: Good 4, Weather: Fine, Rail Position: +5m Entire

Section	Overall	1000m	800m	600m	400m	200m
Section Times	1:11.37 [1] (0:13.86)	0:57.51 [4] (0:11.03)	0:46.48 [7] (0:11.21)	0:35.27 [7] (0:11.53)	0:23.74 [7] (0:11.86)	0:11.88 [3] (0:11.88)
Average Speed [km/h]	52.1	65.2	64.3	62.2	61.1	60.7
Top Speed [km/h]	66.4	66.4	64.6	64.1	62.3	61.8
Avg. Dist. to Rail [m]	5.1	1.2	0.5	0.4	3.6	4.0
Avg. Stride Freq. [Hz]	2.4	2.5	2.5	2.4	2.5	2.4
Avg. Stride Length [m]	6.2	7.2	7.3	7.1	6.9	6.9



- [ ] Ranking at each section and finish
- .-.- No data available at this section
- NA No data available



Horse/Jockey Name	Hard To Dismiss
Final Rank	2
Fastest Section Time (Section)	0:10.91 (1000m)
Top Speed [km/h] (Section)	66.8 (1000m)
Race State	Finished



### Ipswich QLD Professional

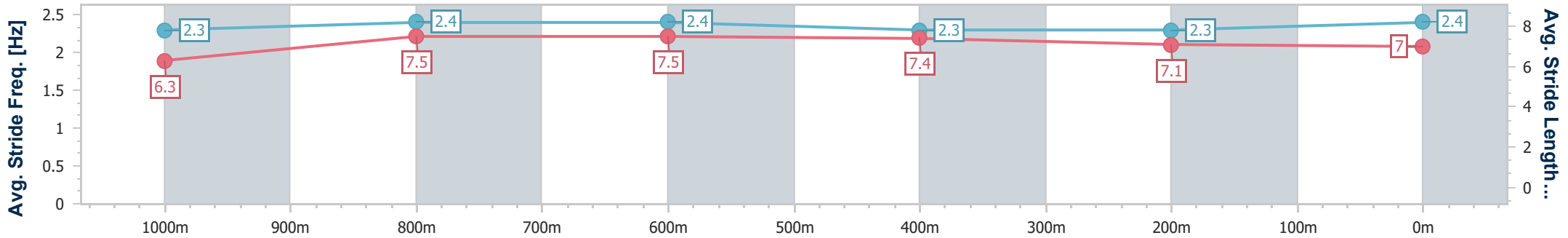
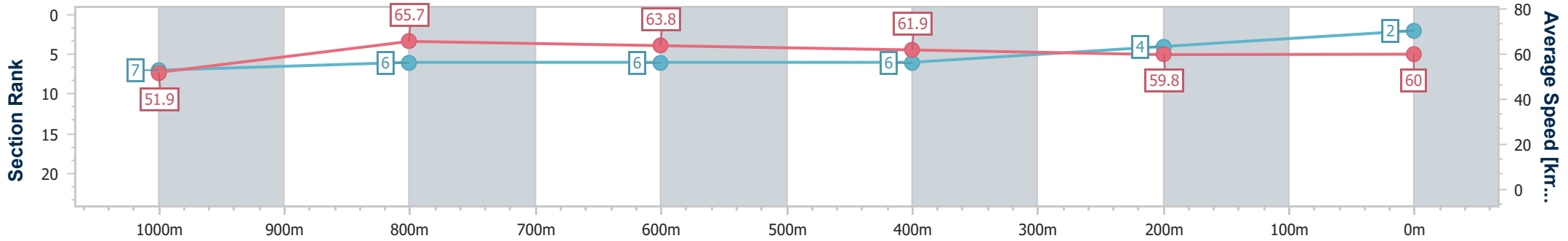
Race 8: RIVER 94.9FM RATINGS BAND 0 - 58 Handicap - 1200m



26 September 2024 - 17:05

Track Rating: Good 4, Weather: Fine, Rail Position: +5m Entire

Section	Overall	1000m	800m	600m	400m	200m
Section Times	1:11.57 [2] (0:13.90)	0:57.67 [7] (0:10.91)	0:46.76 [6] (0:11.27)	0:35.49 [6] (0:11.54)	0:23.95 [6] (0:11.97)	0:11.98 [4] (0:11.98)
Average Speed [km/h]	51.9	65.7	63.8	61.9	59.8	60.0
Top Speed [km/h]	66.6	66.8	64.5	63.7	62.0	62.5
Avg. Dist. to Rail [m]	2.5	0.7	1.2	1.4	1.0	0.7
Avg. Stride Freq. [Hz]	2.3	2.4	2.4	2.3	2.3	2.4
Avg. Stride Length [m]	6.3	7.5	7.5	7.4	7.1	7.0



- [ ] Ranking at each section and finish
- .-.-.- No data available at this section
- NA No data available



Horse/Jockey Name	Recanati
Final Rank	3
Fastest Section Time (Section)	0:11.02 (1000m)
Top Speed [km/h] (Section)	67.2 (Overall)
Race State	Finished



### Ipswich QLD Professional

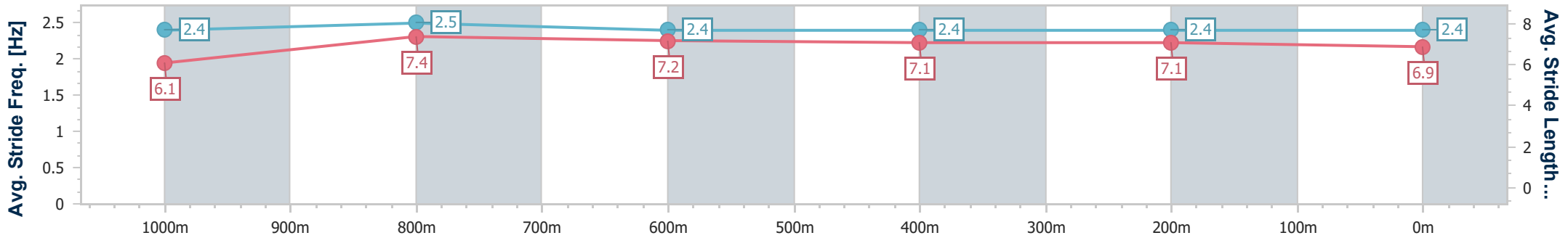
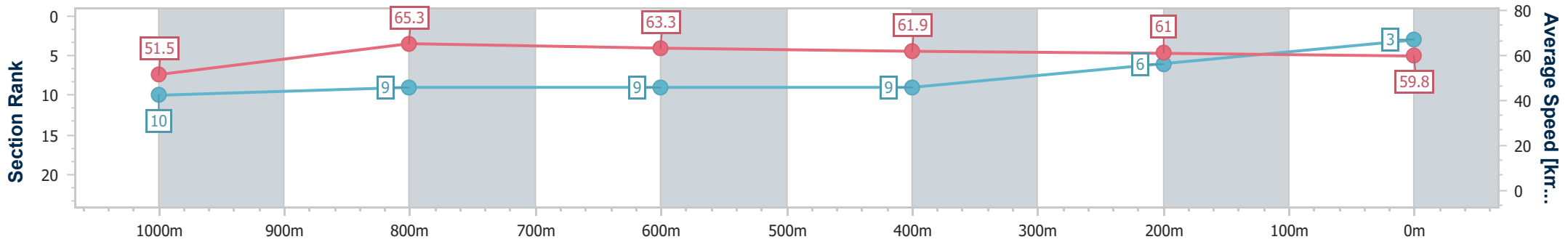
Race 8: RIVER 94.9FM RATINGS BAND 0 - 58 Handicap - 1200m



26 September 2024 - 17:05

Track Rating: Good 4, Weather: Fine, Rail Position: +5m Entire

Section	Overall	1000m	800m	600m	400m	200m
Section Times	1:11.61 [3] (0:13.97)	0:57.64 [10] (0:11.02)	0:46.62 [9] (0:11.27)	0:35.35 [9] (0:11.57)	0:23.78 [9] (0:11.78)	0:12.00 [6]
Average Speed [km/h]	51.5	65.3	63.3	61.9	61.0	59.8
Top Speed [km/h]	67.2	65.8	64.9	64.0	62.2	62.2
Avg. Dist. to Rail [m]	4.0	0.7	1.6	1.5	1.6	3.0
Avg. Stride Freq. [Hz]	2.4	2.5	2.4	2.4	2.4	2.4
Avg. Stride Length [m]	6.1	7.4	7.2	7.1	7.1	6.9



- [ ] Ranking at each section and finish
- .-.- No data available at this section
- NA No data available



Horse/Jockey Name	Flying Tyrol
Final Rank	4
Fastest Section Time (Section)	0:11.06 (1000m)
Top Speed [km/h] (Section)	66.2 (Overall)
Race State	Finished



### Ipswich QLD Professional

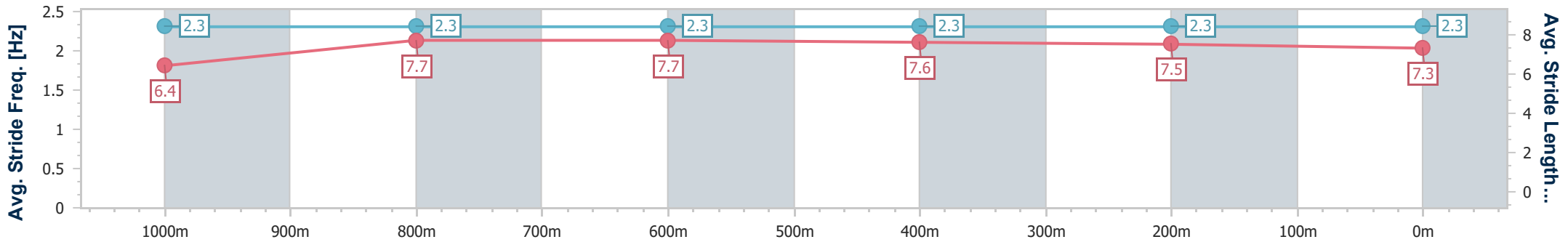
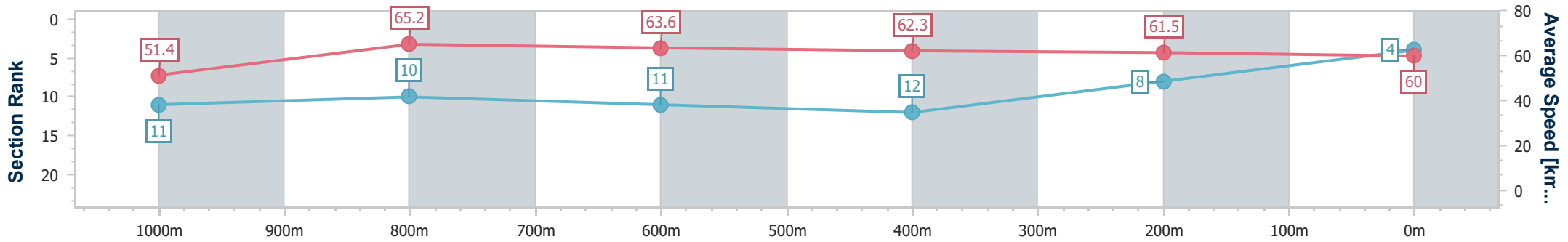
Race 8: RIVER 94.9FM RATINGS BAND 0 - 58 Handicap - 1200m



26 September 2024 - 17:05

Track Rating: Good 4, Weather: Fine, Rail Position: +5m Entire

Section	Overall	1000m	800m	600m	400m	200m
Section Times	1:11.64 [4] (0:14.03)	0:57.61 [11] (0:11.06)	0:46.55 [10] (0:11.31)	0:35.24 [11] (0:11.51)	0:23.73 [12] (0:11.73)	0:12.00 [8] (0:12.00)
Average Speed [km/h]	51.4	65.2	63.6	62.3	61.5	60.0
Top Speed [km/h]	66.2	66.0	64.8	64.8	62.2	62.0
Avg. Dist. to Rail [m]	5.2	1.5	0.3	0.5	1.6	3.7
Avg. Stride Freq. [Hz]	2.3	2.3	2.3	2.3	2.3	2.3
Avg. Stride Length [m]	6.4	7.7	7.7	7.6	7.5	7.3



- [ ] Ranking at each section and finish
- .-.- No data available at this section
- NA No data available



Horse/Jockey Name	Aces Up
Final Rank	5
Fastest Section Time (Section)	0:10.78 (1000m)
Top Speed [km/h] (Section)	68.5 (1000m)
Race State	Finished



### Ipswich QLD Professional

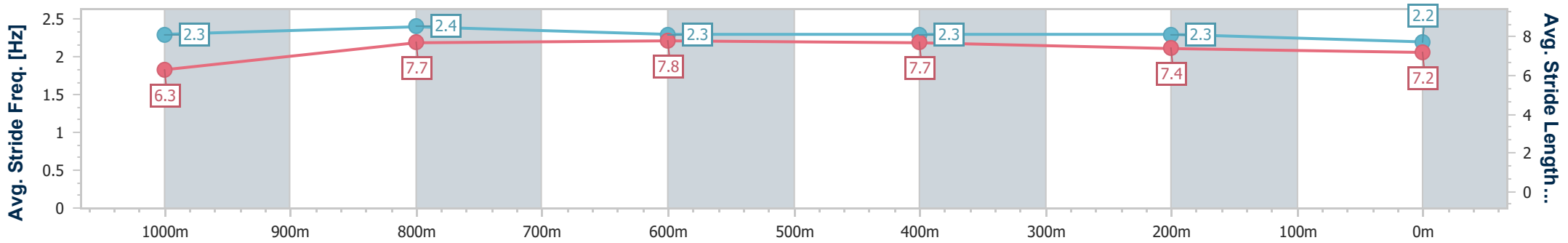
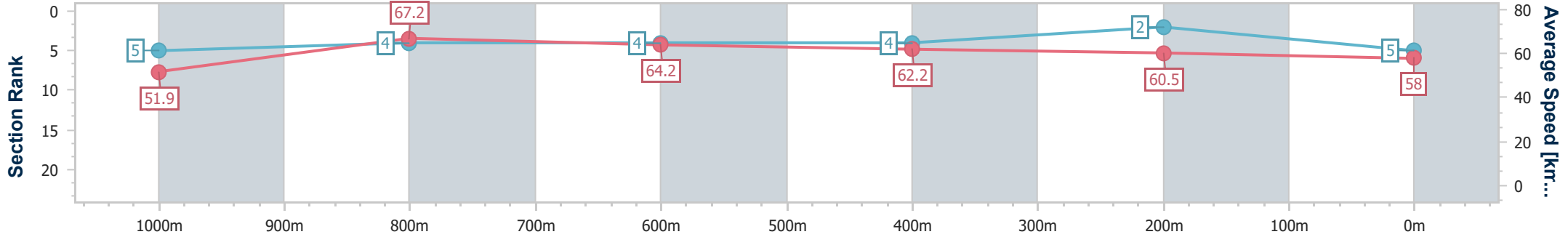
Race 8: RIVER 94.9FM RATINGS BAND 0 - 58 Handicap - 1200m



26 September 2024 - 17:05

Track Rating: Good 4, Weather: Fine, Rail Position: +5m Entire

Section	Overall	1000m	800m	600m	400m	200m
Section Times	1:11.79 [5] (0:13.88)	0:57.91 [5] (0:10.78)	0:47.13 [4] (0:11.20)	0:35.93 [4] (0:11.56)	0:24.37 [4] (0:11.97)	0:12.40 [2] (0:12.40)
Average Speed [km/h]	51.9	67.2	64.2	62.2	60.5	58.0
Top Speed [km/h]	67.8	68.5	65.1	64.0	61.0	59.6
Avg. Dist. to Rail [m]	6.2	2.0	0.5	0.4	1.3	1.0
Avg. Stride Freq. [Hz]	2.3	2.4	2.3	2.3	2.3	2.2
Avg. Stride Length [m]	6.3	7.7	7.8	7.7	7.4	7.2



- [ ] Ranking at each section and finish
- .-.- No data available at this section
- NA No data available



Horse/Jockey Name	Little Spark
Final Rank	6
Fastest Section Time (Section)	0:11.05 (1000m)
Top Speed [km/h] (Section)	67.2 (Overall)
Race State	Finished



### Ipswich QLD Professional

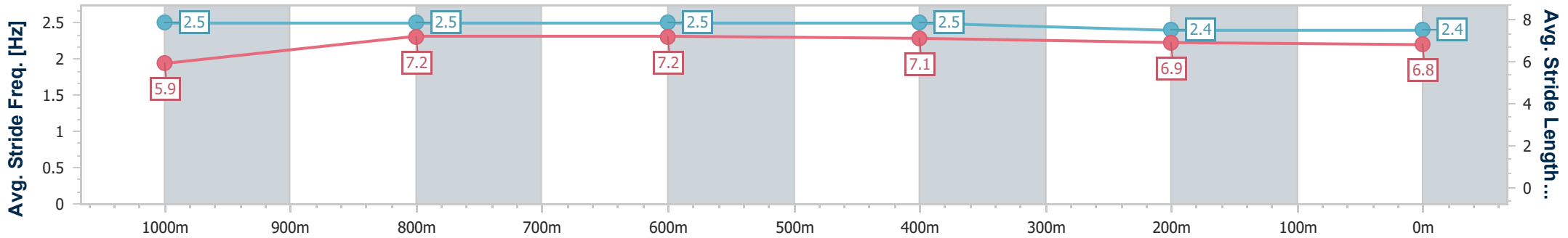
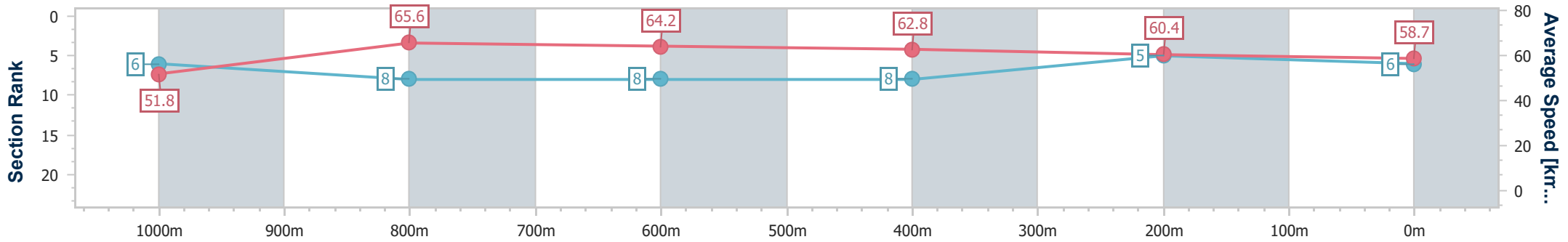
Race 8: RIVER 94.9FM RATINGS BAND 0 - 58 Handicap - 1200m



26 September 2024 - 17:05

Track Rating: Good 4, Weather: Fine, Rail Position: +5m Entire

Section	Overall	1000m	800m	600m	400m	200m
Section Times	1:11.90 [6] (0:13.88)	0:58.02 [6] (0:11.05)	0:46.97 [8] (0:11.22)	0:35.75 [8] (0:11.52)	0:24.23 [8] (0:11.94)	0:12.29 [5] (0:12.29)
Average Speed [km/h]	51.8	65.6	64.2	62.8	60.4	58.7
Top Speed [km/h]	67.2	66.6	65.1	64.3	61.9	61.2
Avg. Dist. to Rail [m]	8.3	3.4	0.3	0.8	2.8	5.6
Avg. Stride Freq. [Hz]	2.5	2.5	2.5	2.5	2.4	2.4
Avg. Stride Length [m]	5.9	7.2	7.2	7.1	6.9	6.8



- [ ] Ranking at each section and finish
- .-.- No data available at this section
- NA No data available





Horse/Jockey Name	Hello In There
Final Rank	7
Fastest Section Time (Section)	0:11.16 (1000m)
Top Speed [km/h] (Section)	66.5 (Overall)
Race State	Finished



### Ipswich QLD Professional

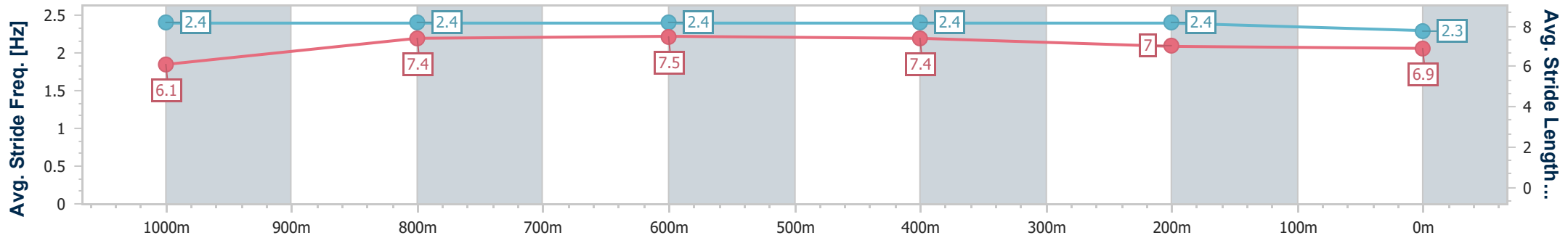
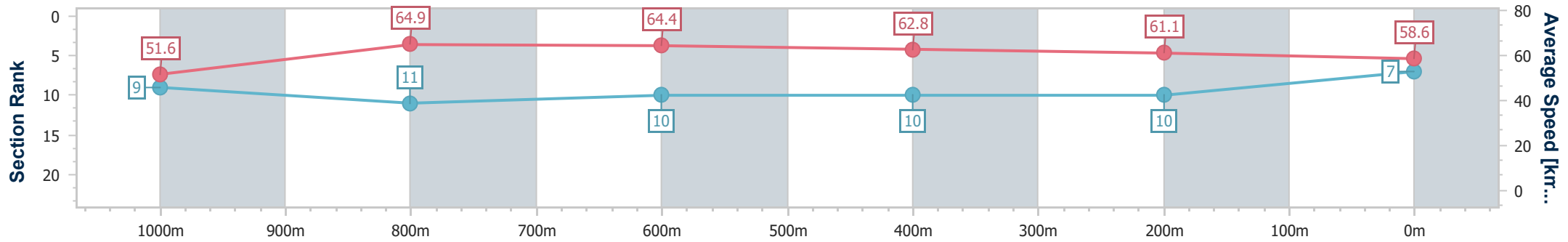
Race 8: RIVER 94.9FM RATINGS BAND 0 - 58 Handicap - 1200m



26 September 2024 - 17:05

Track Rating: Good 4, Weather: Fine, Rail Position: +5m Entire

Section	Overall	1000m	800m	600m	400m	200m
Section Times	1:12.02 [7] (0:13.94)	0:58.08 [9] (0:11.16)	0:46.92 [11] (0:11.22)	0:35.70 [10] (0:11.53)	0:24.17 [10] (0:11.85)	0:12.32 [10]
Average Speed [km/h]	51.6	64.9	64.4	62.8	61.1	58.6
Top Speed [km/h]	66.5	65.8	65.9	64.7	62.2	61.0
Avg. Dist. to Rail [m]	9.3	3.7	0.5	0.8	3.9	6.7
Avg. Stride Freq. [Hz]	2.4	2.4	2.4	2.4	2.4	2.3
Avg. Stride Length [m]	6.1	7.4	7.5	7.4	7.0	6.9



- [ ] Ranking at each section and finish
- .-.- No data available at this section
- NA No data available



Horse/Jockey Name	Dupont
Final Rank	8
Fastest Section Time (Section)	0:10.93 (1000m)
Top Speed [km/h] (Section)	66.8 (1000m)
Race State	Finished



### Ipswich QLD Professional

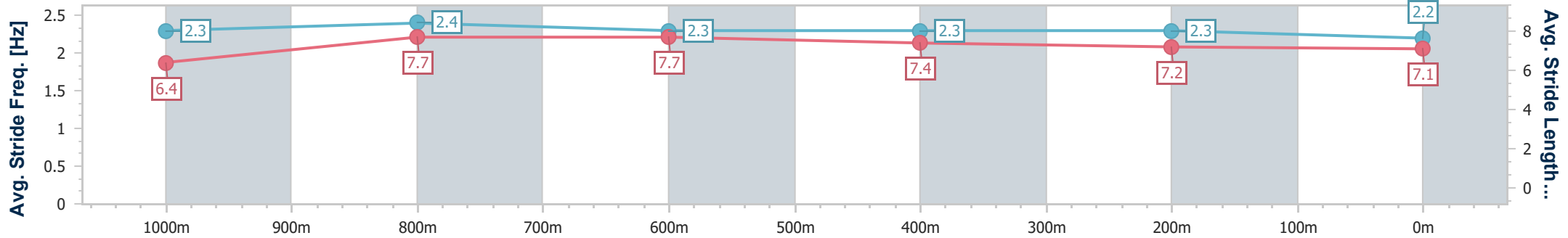
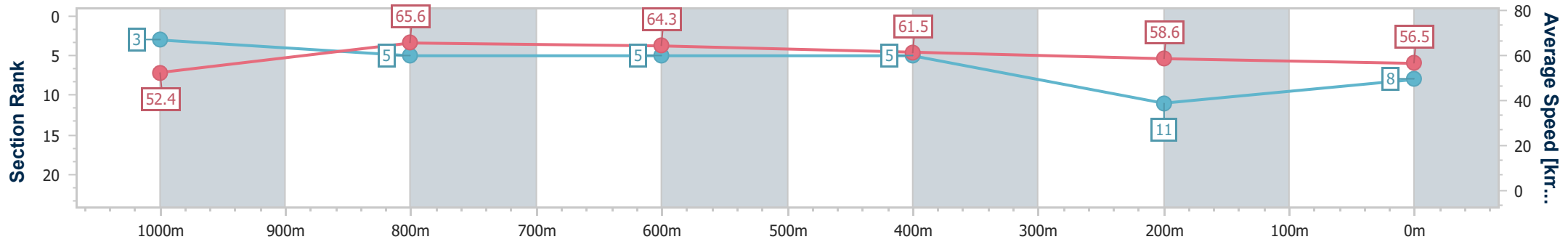
Race 8: RIVER 94.9FM RATINGS BAND 0 - 58 Handicap - 1200m



26 September 2024 - 17:05

Track Rating: Good 4, Weather: Fine, Rail Position: +5m Entire

Section	Overall	1000m	800m	600m	400m	200m
Section Times	1:12.52 [8] (0:13.77)	0:58.75 [3] (0:10.93)	0:47.82 [5] (0:11.17)	0:36.65 [5] (0:11.63)	0:25.02 [5] (0:12.27)	0:12.75 [11] (0:12.75)
Average Speed [km/h]	52.4	65.6	64.3	61.5	58.6	56.5
Top Speed [km/h]	66.6	66.8	65.6	63.8	60.2	57.9
Avg. Dist. to Rail [m]	3.7	0.6	1.3	1.1	0.8	2.3
Avg. Stride Freq. [Hz]	2.3	2.4	2.3	2.3	2.3	2.2
Avg. Stride Length [m]	6.4	7.7	7.7	7.4	7.2	7.1



- [ ] Ranking at each section and finish
- .-.- No data available at this section
- NA No data available



Horse/Jockey Name	It's Hells Bells
Final Rank	9
Fastest Section Time (Section)	0:10.72 (1000m)
Top Speed [km/h] (Section)	69.1 (Overall)
Race State	Finished



### Ipswich QLD Professional

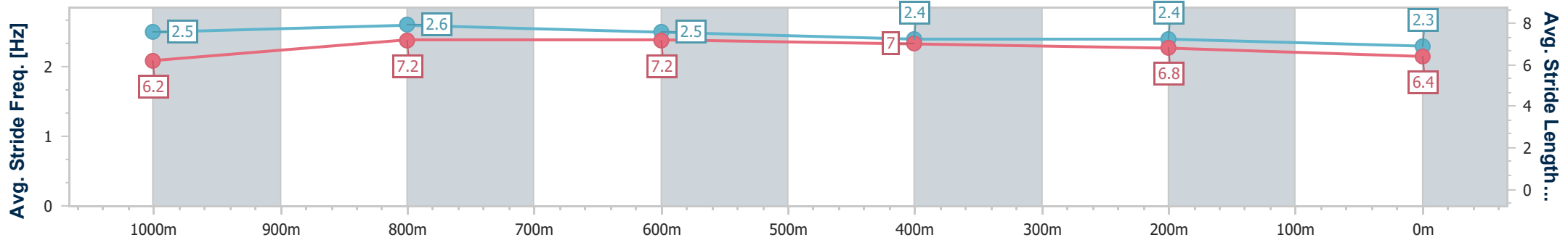
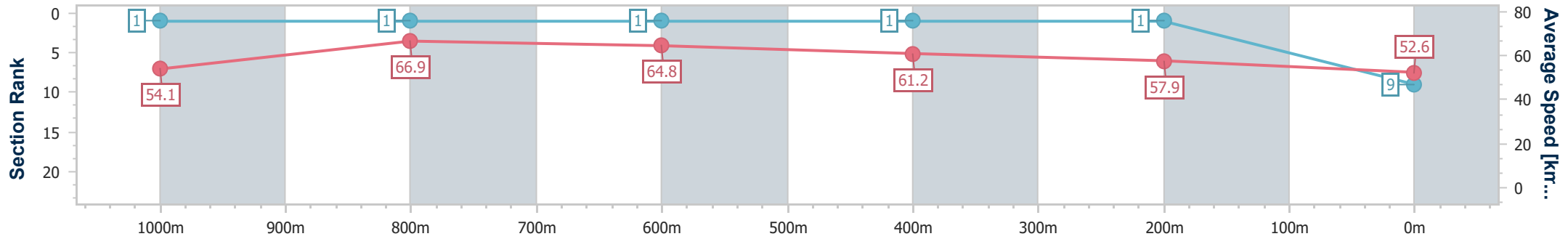
Race 8: RIVER 94.9FM RATINGS BAND 0 - 58 Handicap - 1200m



26 September 2024 - 17:05

Track Rating: Good 4, Weather: Fine, Rail Position: +5m Entire

Section	Overall	1000m	800m	600m	400m	200m
Section Times	1:12.87 [9] (0:13.34)	0:59.53 [1] (0:10.72)	0:48.81 [1] (0:11.07)	0:37.74 [1] (0:11.67)	0:26.07 [1] (0:12.40)	0:13.67 [1] (0:13.67)
Average Speed [km/h]	54.1	66.9	64.8	61.2	57.9	52.6
Top Speed [km/h]	69.1	68.5	66.7	64.0	60.4	56.2
Avg. Dist. to Rail [m]	7.7	0.7	1.4	1.2	0.6	0.9
Avg. Stride Freq. [Hz]	2.5	2.6	2.5	2.4	2.4	2.3
Avg. Stride Length [m]	6.2	7.2	7.2	7.0	6.8	6.4



- [ ] Ranking at each section and finish
- .-.- No data available at this section
- NA No data available



Horse/Jockey Name	Darkened Destiny
Final Rank	10
Fastest Section Time (Section)	0:10.80 (1000m)
Top Speed [km/h] (Section)	68.3 (1000m)
Race State	Finished



### Ipswich QLD Professional

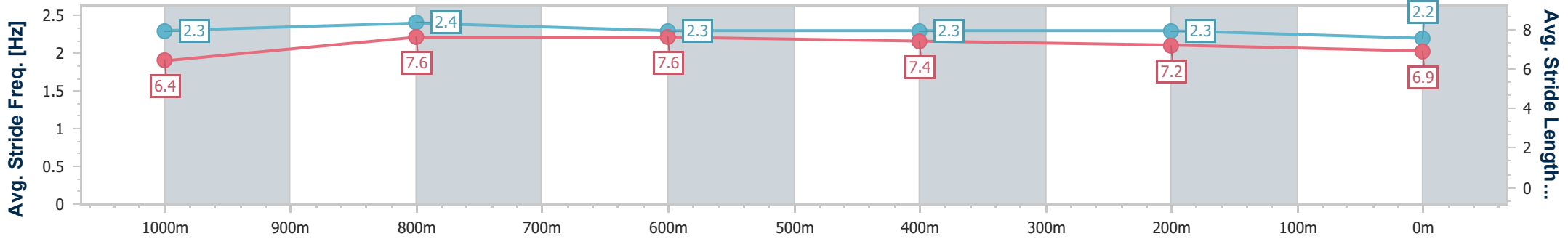
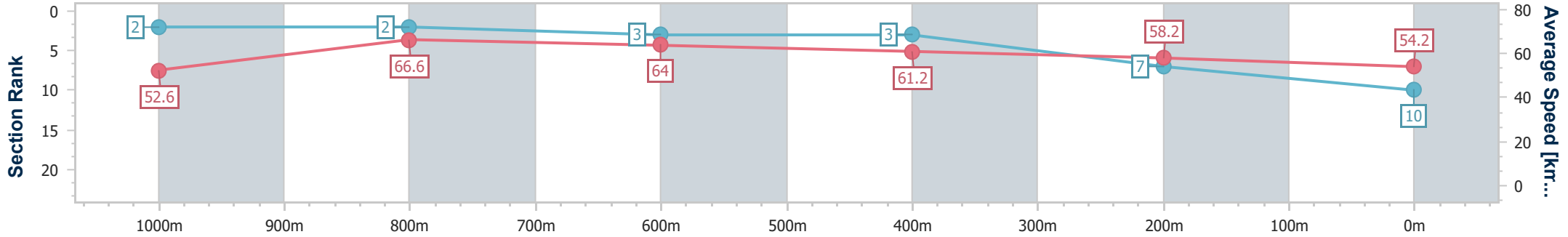
Race 8: RIVER 94.9FM RATINGS BAND 0 - 58 Handicap - 1200m



26 September 2024 - 17:05

Track Rating: Good 4, Weather: Fine, Rail Position: +5m Entire

Section	Overall	1000m	800m	600m	400m	200m
Section Times	1:12.93 [10] (0:13.67)	0:59.26 [2] (0:10.80)	0:48.46 [2] (0:11.17)	0:37.29 [3] (0:11.69)	0:25.60 [3] (0:12.30)	0:13.30 [7] (0:13.30)
Average Speed [km/h]	52.6	66.6	64.0	61.2	58.2	54.2
Top Speed [km/h]	68.3	68.3	65.4	63.0	59.7	57.3
Avg. Dist. to Rail [m]	2.4	0.3	1.2	1.6	1.0	0.7
Avg. Stride Freq. [Hz]	2.3	2.4	2.3	2.3	2.3	2.2
Avg. Stride Length [m]	6.4	7.6	7.6	7.4	7.2	6.9



- [ ] Ranking at each section and finish
- .-.- No data available at this section
- NA No data available



Horse/Jockey Name	Exposition
Final Rank	11
Fastest Section Time (Section)	0:10.86 (1000m)
Top Speed [km/h] (Section)	67.0 (1000m)
Race State	Finished



### Ipswich QLD Professional

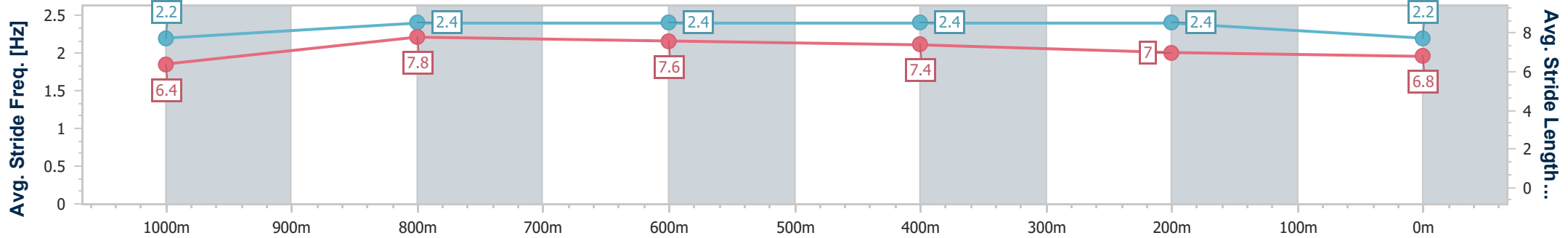
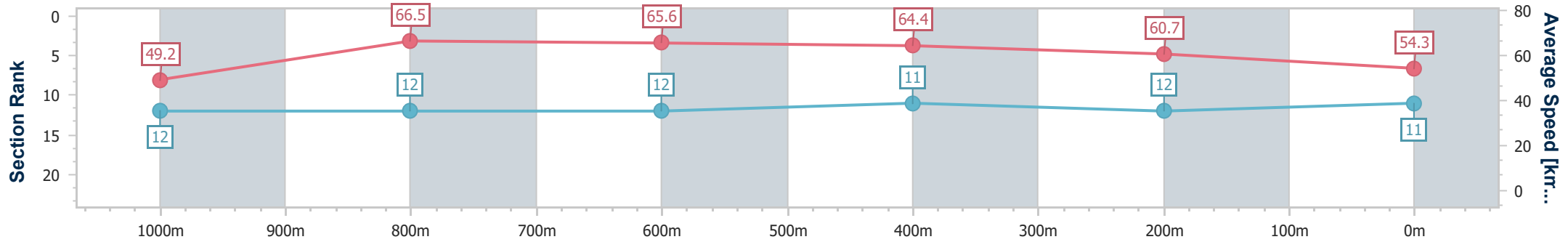
Race 8: RIVER 94.9FM RATINGS BAND 0 - 58 Handicap - 1200m



26 September 2024 - 17:05

Track Rating: Good 4, Weather: Fine, Rail Position: +5m Entire

Section	Overall	1000m	800m	600m	400m	200m
Section Times	1:13.20 [11] (0:14.64)	0:58.56 [12] (0:10.86)	0:47.70 [12] (0:11.06)	0:36.64 [12] (0:11.33)	0:25.31 [11] (0:12.03)	0:13.28 [12] (0:13.28)
Average Speed [km/h]	49.2	66.5	65.6	64.4	60.7	54.3
Top Speed [km/h]	67.0	67.0	66.3	65.7	62.9	59.0
Avg. Dist. to Rail [m]	4.6	2.6	2.4	3.0	5.5	7.9
Avg. Stride Freq. [Hz]	2.2	2.4	2.4	2.4	2.4	2.2
Avg. Stride Length [m]	6.4	7.8	7.6	7.4	7.0	6.8



- [ ] Ranking at each section and finish
- .-.- No data available at this section
- NA No data available



Horse/Jockey Name	Kewell
Final Rank	12
Fastest Section Time (Section)	0:10.56 (1000m)
Top Speed [km/h] (Section)	69.8 (1000m)
Race State	Finished



### Ipswich QLD Professional

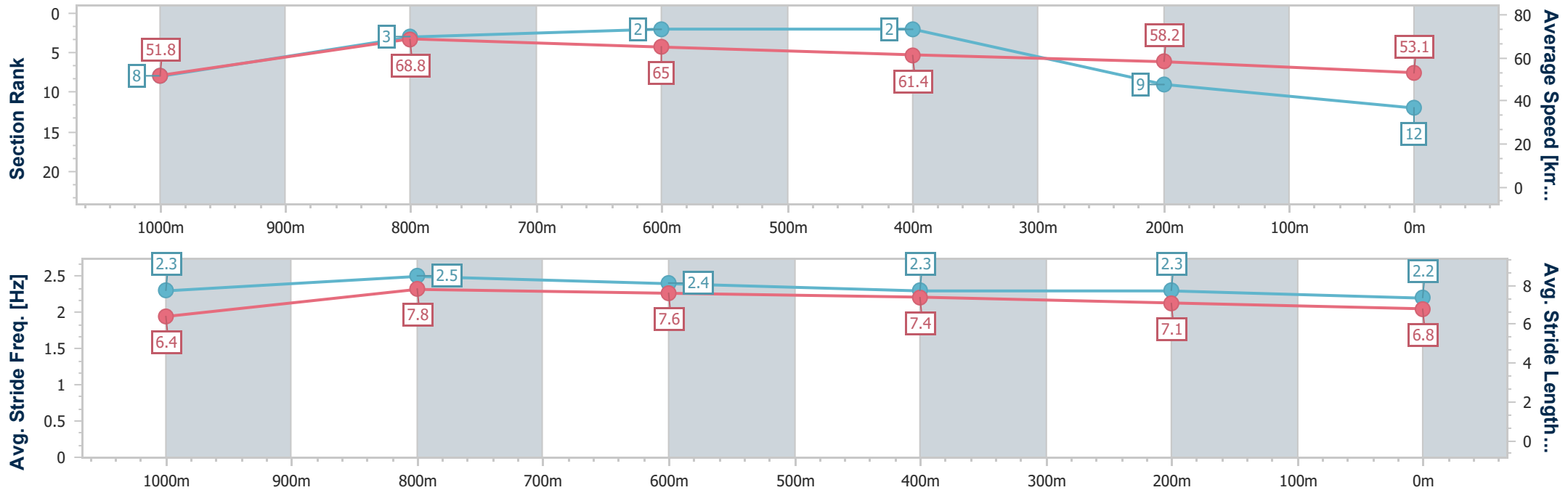
Race 8: RIVER 94.9FM RATINGS BAND 0 - 58 Handicap - 1200m



26 September 2024 - 17:05

Track Rating: Good 4, Weather: Fine, Rail Position: +5m Entire

Section	Overall	1000m	800m	600m	400m	200m
Section Times	1:13.21 [12] (0:13.93)	0:59.28 [8] (0:10.56)	0:48.72 [3] (0:11.10)	0:37.62 [2] (0:11.68)	0:25.94 [2] (0:12.38)	0:13.56 [9] (0:13.56)
Average Speed [km/h]	51.8	68.8	65.0	61.4	58.2	53.1
Top Speed [km/h]	69.6	69.8	67.2	63.2	59.9	56.1
Avg. Dist. to Rail [m]	7.5	3.2	0.5	0.4	0.5	1.3
Avg. Stride Freq. [Hz]	2.3	2.5	2.4	2.3	2.3	2.2
Avg. Stride Length [m]	6.4	7.8	7.6	7.4	7.1	6.8



- [ ] Ranking at each section and finish
- .-.- No data available at this section
- NA No data available