



**Sunshine Coast QLD Professional**  
**Race 2: BENNETT & BENNETT QTIS Three-Year-Old Maiden Plate - 1000m**  
**27 September 2024 - 18:30**



Track Rating: Soft 5, Weather: Overcast, Rail Position: +2m Entire

Section		Overall	800m	600m	400m	200m	Last 600m					
Field Times		0:58.28 (0:13.11)	0:45.17 (0:10.70)	0:34.47 (0:11.08)	0:23.39 (0:11.35)	0:12.04 (0:12.04)	0:34.47					
Rank	TAB Horse/Jockey	Barrier	Top Speed [km/h]	Fastest Section	Margin					Distance Travelled [m]		
1	18 <b>MELO MELO KAVA</b> Michael Rodd	8	68.6 800m	0:10.93 800m	0:58.28 [1] (0:13.12)	0:45.16 [2] (0:10.93)	0:34.23 [3] (0:11.12)	0:23.11 [2] (0:11.07)	0:12.04 [1] (0:12.04)	0:58.28	0:34.23	
2	8 <b>BETTA BEING SINGLE</b> Tahlia Fenlon	2	69.0 Overall	0:10.70 800m	0:58.72 [2] (0:13.11)	0:45.61 [1] (0:10.70)	0:34.91 [1] (0:11.08)	0:23.83 [1] (0:11.40)	0:12.43 [3] (0:12.43)	2.5L	0:34.91	-5
3	6 <b>STARWARD</b> Nikita Beriman	3	69.0 Overall	0:10.80 800m	0:58.75 [3] (0:13.34)	0:45.41 [4] (0:10.80)	0:34.61 [4] (0:11.04)	0:23.57 [3] (0:11.07)	0:12.50 [2] (0:12.50)	2.6L	0:34.61	-4
4	19 <b>UNCLE IAN</b> Ryan Maloney	4	68.3 800m	0:10.89 800m	0:58.89 [4] (0:13.14)	0:45.75 [3] (0:10.89)	0:34.86 [2] (0:11.16)	0:23.70 [4] (0:11.35)	0:12.35 [4] (0:12.35)	3.4L	0:34.86	-4
5	7 <b>WELLY</b> Melea Castle	1	68.2 800m	0:10.91 800m	0:59.17 [5] (0:13.50)	0:45.67 [7] (0:10.91)	0:34.76 [6] (0:11.14)	0:23.62 [6] (0:11.34)	0:12.28 [7] (0:12.28)	4.9L	0:34.76	-5
6	14 <b>TENGUN ANNIE</b> Robbie Dolan	9	67.7 600m	0:11.05 800m	0:59.32 [6] (0:13.49)	0:45.83 [6] (0:11.05)	0:34.78 [7] (0:11.12)	0:23.66 [7] (0:11.18)	0:12.48 [6] (0:12.48)	5.7L	0:34.78	+0
7	5 <b>OF COURSE</b> Boris Thornton	7	68.6 800m	0:10.89 800m	0:59.49 [7] (0:13.39)	0:46.10 [5] (0:10.89)	0:35.21 [5] (0:11.10)	0:24.11 [5] (0:11.20)	0:12.91 [5] (0:12.91)	6.5L	0:35.21	-1
8	16 <b>VALABING</b> Jade Hampson	6	68.4 800m	0:10.96 800m	0:59.65 [8] (0:13.82)	0:45.83 [9] (0:10.96)	0:34.87 [9] (0:11.05)	0:23.82 [8] (0:11.32)	0:12.50 [8] (0:12.50)	7.3L	0:34.87	+0
9	12 <b>ELEMISS</b> Samantha Collett	5	67.7 Overall	0:11.05 800m	1:00.44 [9] (0:13.64)	0:46.80 [8] (0:11.05)	0:35.75 [8] (0:11.21)	0:24.54 [9] (0:11.59)	0:12.95 [9] (0:12.95)	11.8L	0:35.75	-4

Scratched: Cantankerous (#1), Hella Fast (#3), Cairo Queen (#9), Dazzling Diamond (#11), Rising Ruby (#13), Nirvana The Storm (#4), Capital Beauty (#10), Trevatt Court (#15), Horrible Hank (#17), He's A We

[ ] Ranking at each section and finish  
 -:-:- No data available at this section  
 NA No data available

SCN Saddle cloth number  
 DNF Did not finish  
 DNT Did not track



Horse/Jockey Name	Melo Melo Kava
Final Rank	1
Fastest Section Time (Section)	0:10.93 (800m)
Top Speed [km/h] (Section)	68.6 (800m)
Race State	Finished



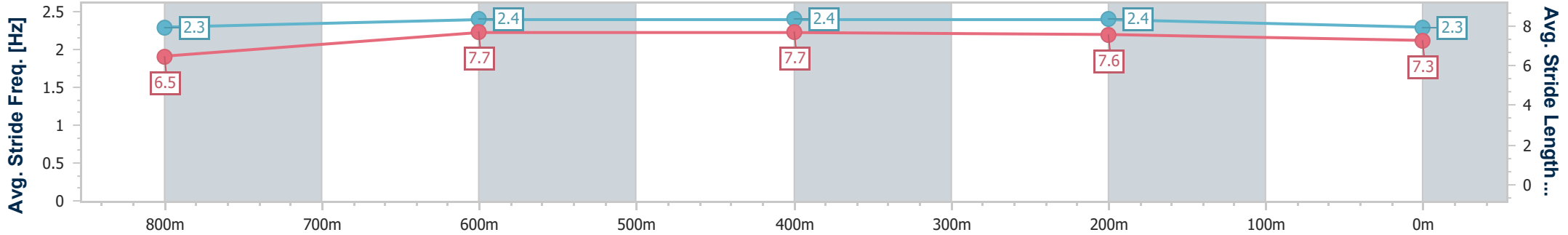
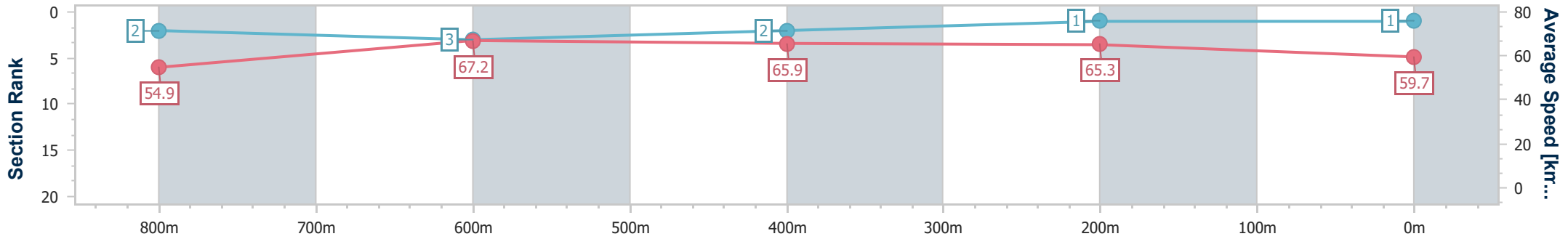
Sunshine Coast QLD Professional  
 Race 2: BENNETT & BENNETT QTIS Three-Year-Old Maiden  
 Plate - 1000m



27 September 2024 - 18:30

Track Rating: Soft 5, Weather: Overcast, Rail Position: +2m Entire

Section	Overall	800m	600m	400m	200m
Section Times	0:58.28 [1] (0:13.12)	0:45.16 [2] (0:10.93)	0:34.23 [3] (0:11.12)	0:23.11 [2] (0:11.07)	0:12.04 [1] (0:12.04)
Average Speed [km/h]	54.9	67.2	65.9	65.3	59.7
Top Speed [km/h]	68.5	68.6	66.6	66.1	63.9
Avg. Dist. to Rail [m]	9.0	5.0	3.4	6.9	8.1
Avg. Stride Freq. [Hz]	2.3	2.4	2.4	2.4	2.3
Avg. Stride Length [m]	6.5	7.7	7.7	7.6	7.3



- [ ] Ranking at each section and finish
- .-.- No data available at this section
- NA No data available



Horse/Jockey Name	Betta Being Single
Final Rank	2
Fastest Section Time (Section)	0:10.70 (800m)
Top Speed [km/h] (Section)	69.0 (Overall)
Race State	Finished



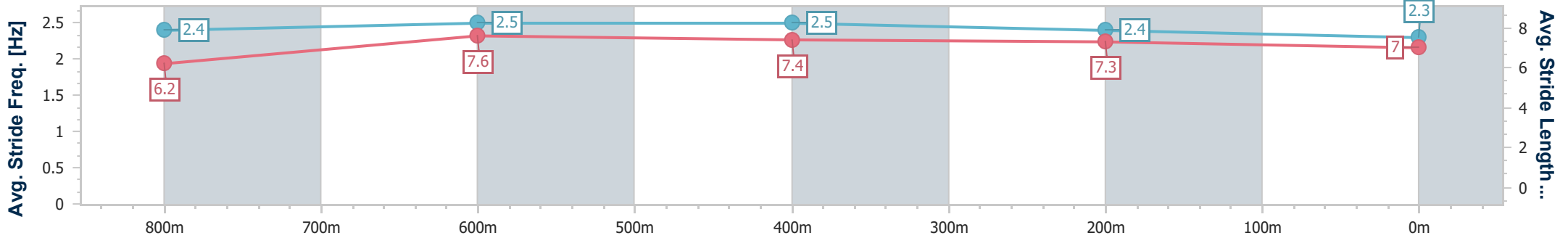
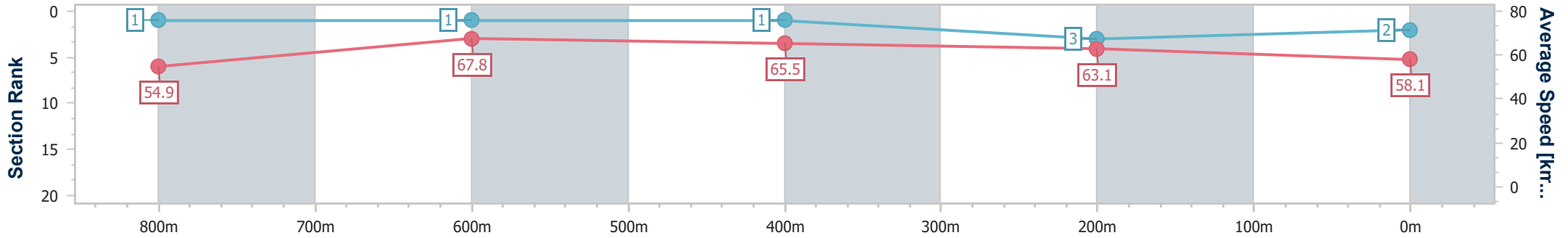
Sunshine Coast QLD Professional  
 Race 2: BENNETT & BENNETT QTIS Three-Year-Old Maiden  
 Plate - 1000m



27 September 2024 - 18:30

Track Rating: Soft 5, Weather: Overcast, Rail Position: +2m Entire

Section	Overall	800m	600m	400m	200m
Section Times	0:58.72 [2] (0:13.11)	0:45.61 [1] (0:10.70)	0:34.91 [1] (0:11.08)	0:23.83 [1] (0:11.40)	0:12.43 [3] (0:12.43)
Average Speed [km/h]	54.9	67.8	65.5	63.1	58.1
Top Speed [km/h]	69.0	68.9	67.2	64.7	60.7
Avg. Dist. to Rail [m]	3.3	2.4	1.2	4.7	6.6
Avg. Stride Freq. [Hz]	2.4	2.5	2.5	2.4	2.3
Avg. Stride Length [m]	6.2	7.6	7.4	7.3	7.0



- [ ] Ranking at each section and finish
- .-.- No data available at this section
- NA No data available



Horse/Jockey Name	Starward
Final Rank	3
Fastest Section Time (Section)	0:10.80 (800m)
Top Speed [km/h] (Section)	69.0 (Overall)
Race State	Finished



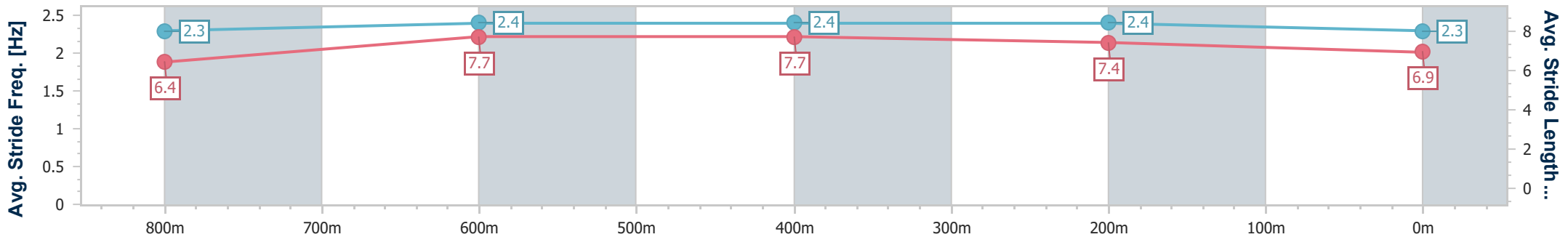
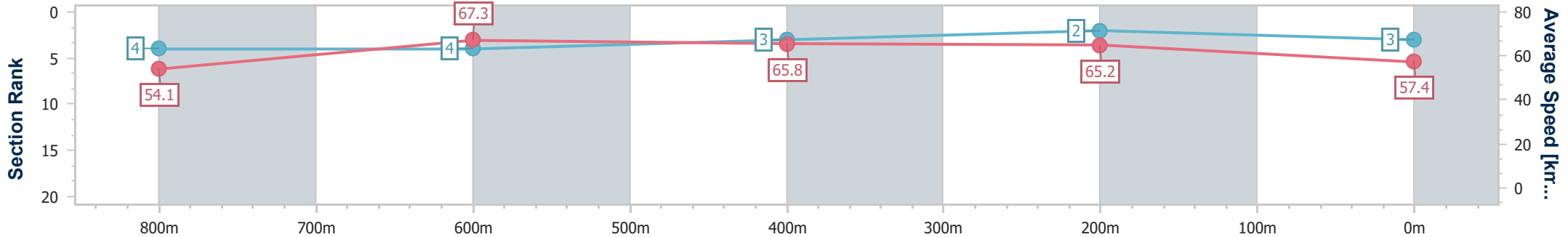
Sunshine Coast QLD Professional  
 Race 2: BENNETT & BENNETT QTIS Three-Year-Old Maiden  
 Plate - 1000m



27 September 2024 - 18:30

Track Rating: Soft 5, Weather: Overcast, Rail Position: +2m Entire

Section	Overall	800m	600m	400m	200m
Section Times	0:58.75 [3] (0:13.34)	0:45.41 [4] (0:10.80)	0:34.61 [4] (0:11.04)	0:23.57 [3] (0:11.07)	0:12.50 [2] (0:12.50)
Average Speed [km/h]	54.1	67.3	65.8	65.2	57.4
Top Speed [km/h]	69.0	68.4	67.8	67.9	62.3
Avg. Dist. to Rail [m]	4.5	2.6	2.0	4.4	4.9
Avg. Stride Freq. [Hz]	2.3	2.4	2.4	2.4	2.3
Avg. Stride Length [m]	6.4	7.7	7.7	7.4	6.9



- [ ] Ranking at each section and finish
- .-.- No data available at this section
- NA No data available



Horse/Jockey Name	Uncle Ian
Final Rank	4
Fastest Section Time (Section)	0:10.89 (800m)
Top Speed [km/h] (Section)	68.3 (800m)
Race State	Finished



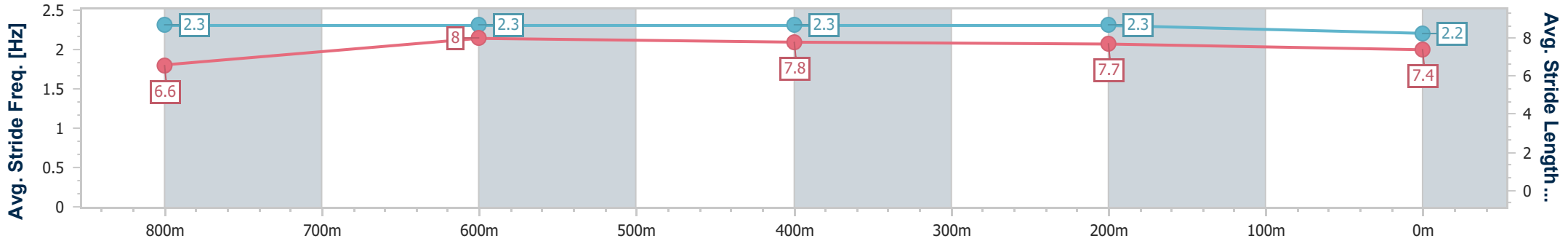
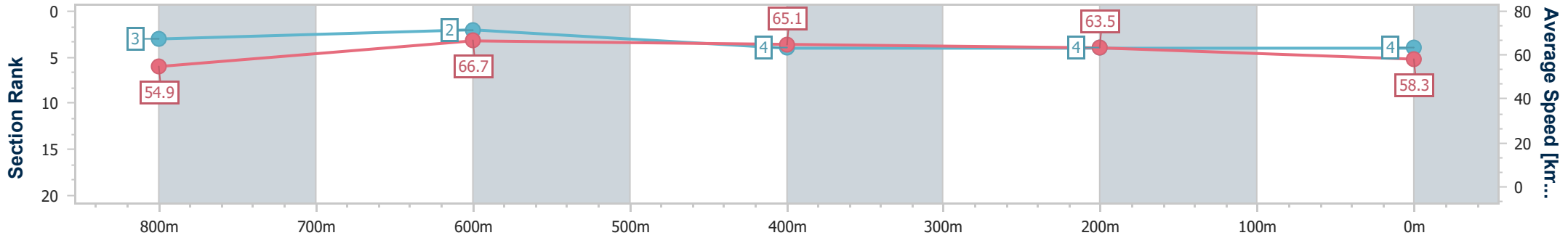
Sunshine Coast QLD Professional  
Race 2: BENNETT & BENNETT QTIS Three-Year-Old Maiden  
Plate - 1000m



27 September 2024 - 18:30

Track Rating: Soft 5, Weather: Overcast, Rail Position: +2m Entire

Section	Overall	800m	600m	400m	200m
Section Times	0:58.89 [4] (0:13.14)	0:45.75 [3] (0:10.89)	0:34.86 [2] (0:11.16)	0:23.70 [4] (0:11.35)	0:12.35 [4] (0:12.35)
Average Speed [km/h]	54.9	66.7	65.1	63.5	58.3
Top Speed [km/h]	67.7	68.3	66.0	65.6	60.8
Avg. Dist. to Rail [m]	5.3	3.3	1.3	5.4	8.7
Avg. Stride Freq. [Hz]	2.3	2.3	2.3	2.3	2.2
Avg. Stride Length [m]	6.6	8.0	7.8	7.7	7.4



- [ ] Ranking at each section and finish
- .-.- No data available at this section
- NA No data available



Horse/Jockey Name	Welly
Final Rank	5
Fastest Section Time (Section)	0:10.91 (800m)
Top Speed [km/h] (Section)	68.2 (800m)
Race State	Finished



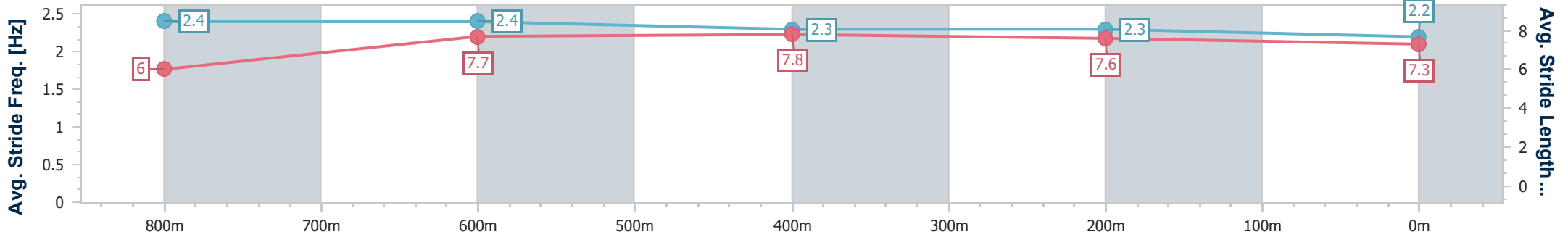
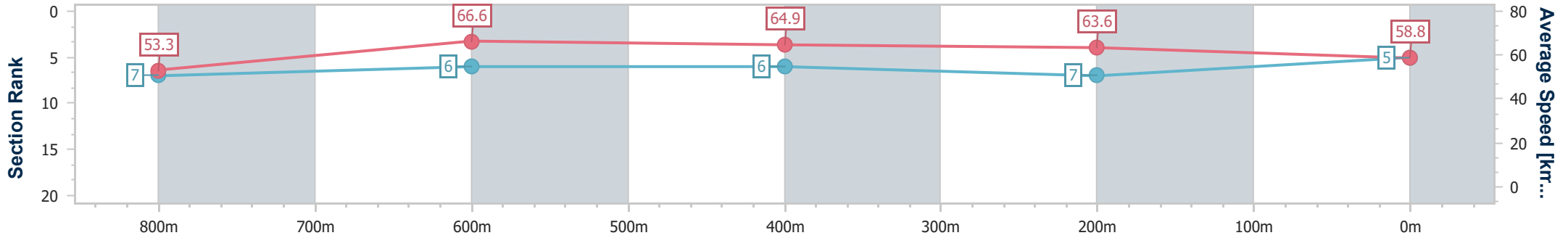
Sunshine Coast QLD Professional  
 Race 2: BENNETT & BENNETT QTIS Three-Year-Old Maiden  
 Plate - 1000m



27 September 2024 - 18:30

Track Rating: Soft 5, Weather: Overcast, Rail Position: +2m Entire

Section	Overall	800m	600m	400m	200m
Section Times	0:59.17 [5] (0:13.50)	0:45.67 [7] (0:10.91)	0:34.76 [6] (0:11.14)	0:23.62 [6] (0:11.34)	0:12.28 [7] (0:12.28)
Average Speed [km/h]	53.3	66.6	64.9	63.6	58.8
Top Speed [km/h]	68.2	68.2	66.7	64.9	61.3
Avg. Dist. to Rail [m]	3.0	2.3	1.1	3.9	7.4
Avg. Stride Freq. [Hz]	2.4	2.4	2.3	2.3	2.2
Avg. Stride Length [m]	6.0	7.7	7.8	7.6	7.3



- [ ] Ranking at each section and finish
- .-.- No data available at this section
- NA No data available



Horse/Jockey Name	Tengun Annie
Final Rank	6
Fastest Section Time (Section)	0:11.05 (800m)
Top Speed [km/h] (Section)	67.7 (600m)
Race State	Finished



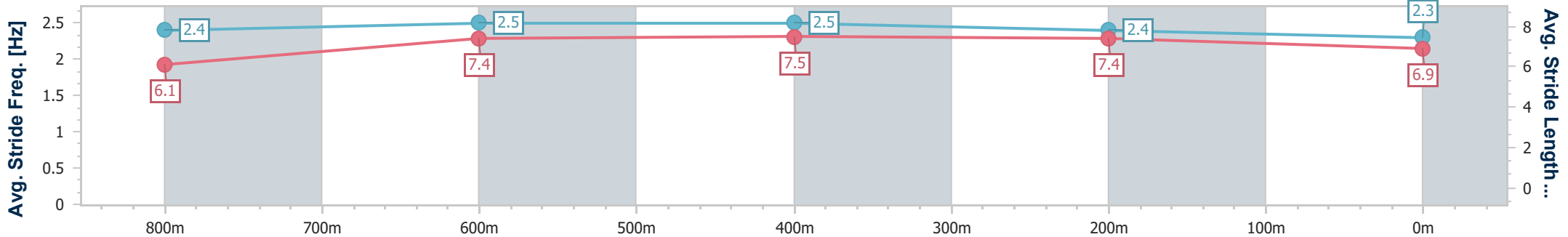
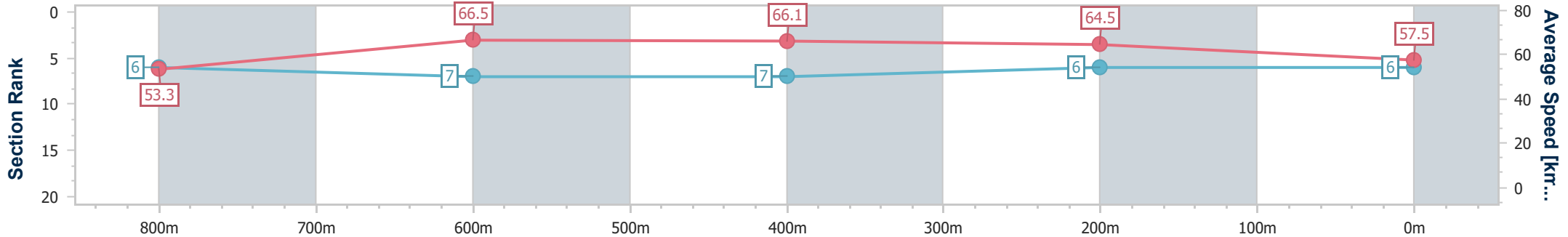
Sunshine Coast QLD Professional  
 Race 2: BENNETT & BENNETT QTIS Three-Year-Old Maiden  
 Plate - 1000m



27 September 2024 - 18:30

Track Rating: Soft 5, Weather: Overcast, Rail Position: +2m Entire

Section	Overall	800m	600m	400m	200m
Section Times	0:59.32 [6] (0:13.49)	0:45.83 [6] (0:11.05)	0:34.78 [7] (0:11.12)	0:23.66 [7] (0:11.18)	0:12.48 [6] (0:12.48)
Average Speed [km/h]	53.3	66.5	66.1	64.5	57.5
Top Speed [km/h]	67.0	67.2	67.7	66.2	61.9
Avg. Dist. to Rail [m]	9.9	5.2	3.6	7.1	11.7
Avg. Stride Freq. [Hz]	2.4	2.5	2.5	2.4	2.3
Avg. Stride Length [m]	6.1	7.4	7.5	7.4	6.9



- [ ] Ranking at each section and finish
- .-.- No data available at this section
- NA No data available



Horse/Jockey Name	Of Course
Final Rank	7
Fastest Section Time (Section)	0:10.89 (800m)
Top Speed [km/h] (Section)	68.6 (800m)
Race State	Finished



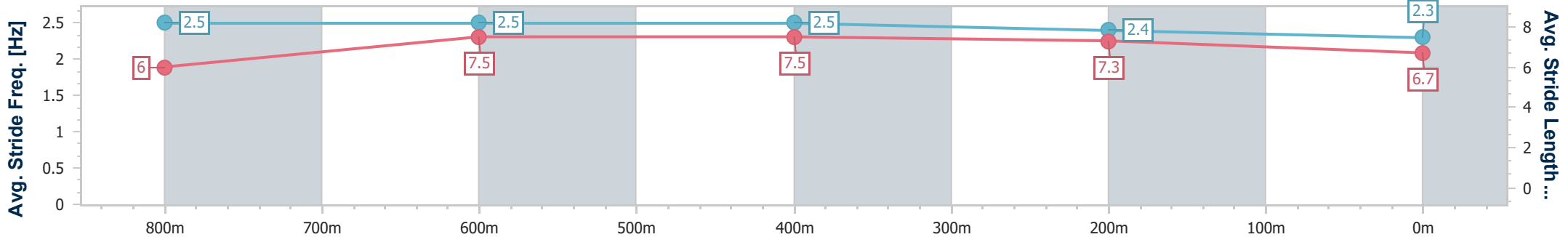
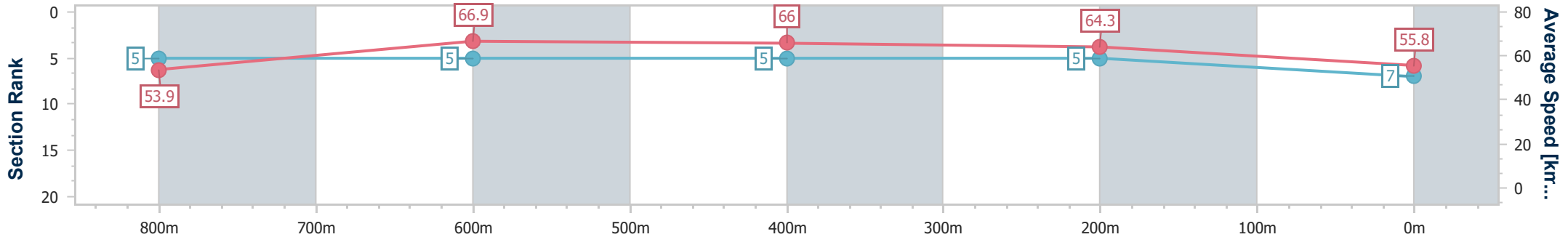
Sunshine Coast QLD Professional  
 Race 2: BENNETT & BENNETT QTIS Three-Year-Old Maiden  
 Plate - 1000m



27 September 2024 - 18:30

Track Rating: Soft 5, Weather: Overcast, Rail Position: +2m Entire

Section	Overall	800m	600m	400m	200m
Section Times	0:59.49 [7] (0:13.39)	0:46.10 [5] (0:10.89)	0:35.21 [5] (0:11.10)	0:24.11 [5] (0:11.20)	0:12.91 [5] (0:12.91)
Average Speed [km/h]	53.9	66.9	66.0	64.3	55.8
Top Speed [km/h]	67.4	68.6	68.1	66.2	61.5
Avg. Dist. to Rail [m]	7.4	4.3	2.8	7.6	10.2
Avg. Stride Freq. [Hz]	2.5	2.5	2.5	2.4	2.3
Avg. Stride Length [m]	6.0	7.5	7.5	7.3	6.7



- [ ] Ranking at each section and finish
- .-.- No data available at this section
- NA No data available





Horse/Jockey Name	Valabing
Final Rank	8
Fastest Section Time (Section)	0:10.96 (800m)
Top Speed [km/h] (Section)	68.4 (800m)
Race State	Finished



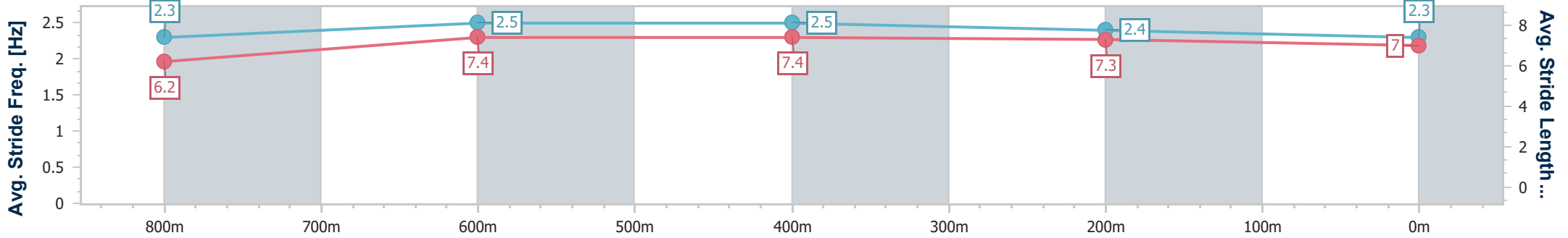
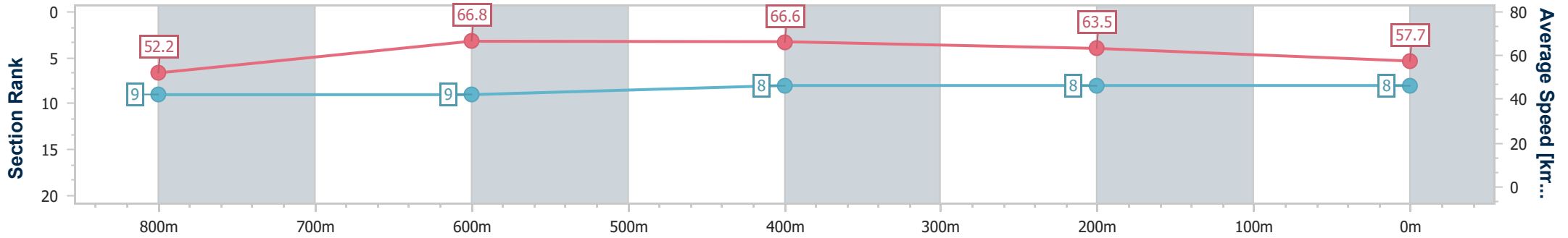
Sunshine Coast QLD Professional  
 Race 2: BENNETT & BENNETT QTIS Three-Year-Old Maiden  
 Plate - 1000m



27 September 2024 - 18:30

Track Rating: Soft 5, Weather: Overcast, Rail Position: +2m Entire

Section	Overall	800m	600m	400m	200m
Section Times	0:59.65 [8] (0:13.82)	0:45.83 [9] (0:10.96)	0:34.87 [9] (0:11.05)	0:23.82 [8] (0:11.32)	0:12.50 [8] (0:12.50)
Average Speed [km/h]	52.2	66.8	66.6	63.5	57.7
Top Speed [km/h]	68.3	68.4	67.4	65.0	61.3
Avg. Dist. to Rail [m]	8.3	5.9	3.5	5.9	5.8
Avg. Stride Freq. [Hz]	2.3	2.5	2.5	2.4	2.3
Avg. Stride Length [m]	6.2	7.4	7.4	7.3	7.0



- [ ] Ranking at each section and finish
- .-.- No data available at this section
- NA No data available



Horse/Jockey Name	Elemiss
Final Rank	9
Fastest Section Time (Section)	0:11.05 (800m)
Top Speed [km/h] (Section)	67.7 (Overall)
Race State	Finished



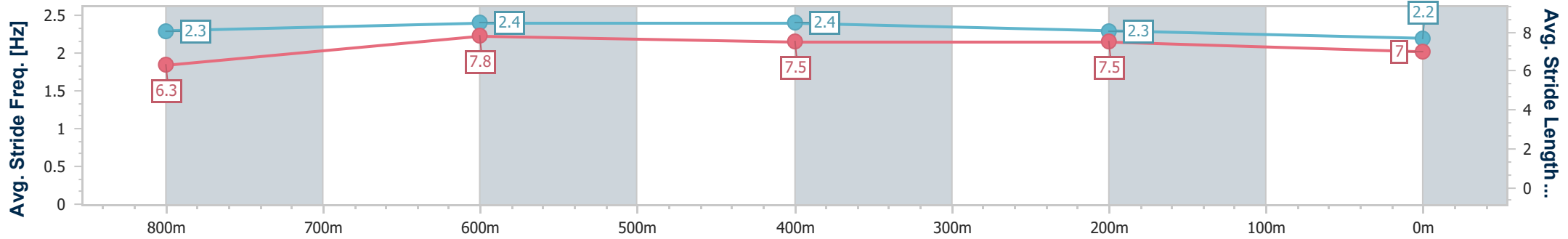
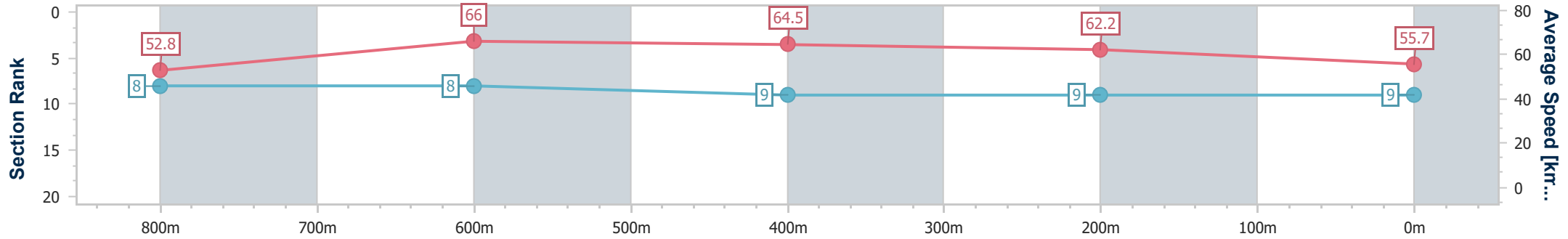
Sunshine Coast QLD Professional  
Race 2: BENNETT & BENNETT QTIS Three-Year-Old Maiden Plate - 1000m



27 September 2024 - 18:30

Track Rating: Soft 5, Weather: Overcast, Rail Position: +2m Entire

Section	Overall	800m	600m	400m	200m
Section Times	1:00.44 [9] (0:13.64)	0:46.80 [8] (0:11.05)	0:35.75 [8] (0:11.21)	0:24.54 [9] (0:11.59)	0:12.95 [9] (0:12.95)
Average Speed [km/h]	52.8	66.0	64.5	62.2	55.7
Top Speed [km/h]	67.7	67.1	66.1	63.7	59.5
Avg. Dist. to Rail [m]	5.8	3.6	1.2	3.1	5.5
Avg. Stride Freq. [Hz]	2.3	2.4	2.4	2.3	2.2
Avg. Stride Length [m]	6.3	7.8	7.5	7.5	7.0



- [ ] Ranking at each section and finish
- .-.- No data available at this section
- NA No data available