



Sunshine Coast QLD Professional

Race 4: BRAD READ DESIGN GROUP RATINGS BAND 0 - 58 Handicap - 1000m



27 September 2024 - 19:30

Track Rating: Soft 5, Weather: Overcast, Rail Position: +2m Entire

Section											Last 600m		
Field Times		Overall	800m	600m	400m	200m						0:34.18	
		0:58.25 (0:13.23)	0:45.02 (0:10.84)	0:34.18 (0:11.09)	0:23.09 (0:11.22)	0:11.87 (0:11.87)							
Rank	TAB	Horse/Jockey	Barrier	Top Speed [km/h]	Fastest Section							Margin	Distance Travelled [m]
1	1	DEALING'S DONE Trudy Thornton	4	69.5 800m	0:10.87 400m	0:58.25 [1] (0:13.63)	0:44.62 [7] (0:10.88)	0:33.74 [7] (0:11.12)	0:22.62 [6] (0:10.87)	0:11.75 [4] (0:11.75)	0:58.25	0:33.74	
2	10	REVITUP CHARLIE Kyle Wilson-Taylor	2	68.6 400m	0:10.86 400m	0:58.52 [2] (0:13.80)	0:44.72 [10] (0:10.91)	0:33.81 [8] (0:10.99)	0:22.82 [7] (0:10.86)	0:11.96 [6] (0:11.96)	1.5L	0:33.81	+0
3	5	VIKING VALOUR Shania Willis	1	68.0 Overall	0:10.85 800m	0:58.56 [3] (0:13.28)	0:45.28 [4] (0:10.85)	0:34.43 [3] (0:11.16)	0:23.27 [3] (0:11.09)	0:12.18 [1] (0:12.18)	1.7L	0:34.43	+1
4	7	LOKEN Brodie Moffat	5	70.3 Overall	0:10.96 800m	0:58.61 [4] (0:13.26)	0:45.35 [3] (0:10.96)	0:34.39 [4] (0:11.00)	0:23.39 [2] (0:11.16)	0:12.23 [1] (0:12.23)	1.9L	0:34.39	+3
5	11	THAT'S ALL GOOD Robbie Dolan	6	67.7 600m	0:10.86 400m	0:58.65 [5] (0:14.00)	0:44.65 [11] (0:11.00)	0:33.65 [11] (0:11.16)	0:22.49 [12] (0:10.86)	0:11.63 [9] (0:11.63)	2.1L	0:33.65	+3
6	12	GALLERY MASTER Mark Du Plessis	8	67.9 800m	0:10.86 800m	0:58.71 [6] (0:13.23)	0:45.48 [1] (0:10.86)	0:34.62 [2] (0:11.22)	0:23.40 [4] (0:11.19)	0:12.21 [4] (0:12.21)	2.3L	0:34.62	+6
7	3	OSTERBERG Corey Sutherland	14	68.3 800m	0:10.97 800m	0:58.88 [7] (0:13.53)	0:45.35 [6] (0:10.97)	0:34.38 [5] (0:11.04)	0:23.34 [5] (0:11.06)	0:12.28 [7] (0:12.28)	3.1L	0:34.38	+5
8	4	FLYING RUPERT Georgina Cartwright	10	69.2 800m	0:10.81 800m	0:59.01 [8] (0:13.26)	0:45.75 [2] (0:10.81)	0:34.94 [1] (0:11.09)	0:23.85 [1] (0:11.23)	0:12.62 [3] (0:12.62)	3.9L	0:34.94	+8
9	13	BULL DIMPLE RUM Sean Cormack	9	67.5 800m	0:10.96 600m	0:59.04 [9] (0:14.14)	0:44.90 [12] (0:11.04)	0:33.86 [12] (0:10.96)	0:22.90 [10] (0:10.99)	0:11.91 [11] (0:11.91)	4.1L	0:33.86	+3
10	17	SATURDAY GLORY Ron Stewart	3	67.4 800m	0:10.98 800m	0:59.09 [10] (0:13.53)	0:45.56 [5] (0:10.98)	0:34.58 [6] (0:11.30)	0:23.28 [8] (0:11.16)	0:12.12 [8] (0:12.12)	4.3L	0:34.58	+5

Scratched: Where's Tekay Now (#8), Mr Polar (#2), Jungle Shadows (#9), Say When Suttly (#14), What A Doozy (#16)

[] Ranking at each section and finish
 -:-:- No data available at this section
 NA No data available

SCN Saddle cloth number
 DNF Did not finish
 DNT Did not track



Sunshine Coast QLD Professional
Race 4: BRAD READ DESIGN GROUP RATINGS BAND 0 - 58 Handicap - 1000m
27 September 2024 - 19:30



Track Rating: Soft 5, Weather: Overcast, Rail Position: +2m Entire

Section		Overall	800m	600m	400m	200m	Last 600m					
Field Times		0:58.25 (0:13.23)	0:45.02 (0:10.84)	0:34.18 (0:11.09)	0:23.09 (0:11.22)	0:11.87 (0:11.87)	0:34.18					
Rank	TAB Horse/Jockey	Barrier	Top Speed [km/h]	Fastest Section	Margin					Distance Travelled [m]		
11	6 DON'T CHA WISH Michael Rodd	7	67.6 800m	0:11.12 400m	0:59.51 [11] (0:13.64)	0:45.87 [8] (0:11.15)	0:34.72 [9] (0:11.19)	0:23.53 [9] (0:11.12)	0:12.41 [10] (0:12.41)	6.6L	0:34.72	+7
12	15 VICTORY STATEMENT Minonette Kennedy	13	70.7 600m	0:10.97 600m	0:59.64 [12] (0:14.17)	0:45.47 [13] (0:11.13)	0:34.34 [13] (0:10.97)	0:23.37 [13] (0:11.10)	0:12.27 [12] (0:12.27)	7.4L	0:34.34	+12
13	18 EARLSTON Samantha Collett	11	68.1 800m	0:11.07 800m	0:59.88 [13] (0:13.76)	0:46.12 [9] (0:11.07)	0:35.05 [10] (0:11.32)	0:23.73 [11] (0:11.29)	0:12.44 [13] (0:12.44)	8.7L	0:35.05	+6

Scratched: Where's Tekay Now (#8), Mr Polar (#2), Jungle Shadows (#9), Say When Suttly (#14), What A Doozy (#16)

[] Ranking at each section and finish
 -:-:-:- No data available at this section
 NA No data available

SCN Saddle cloth number
 DNF Did not finish
 DNT Did not track



Horse/Jockey Name	Dealing's Done
Final Rank	1
Fastest Section Time (Section)	0:10.87 (400m)
Top Speed [km/h] (Section)	69.5 (800m)
Race State	Finished



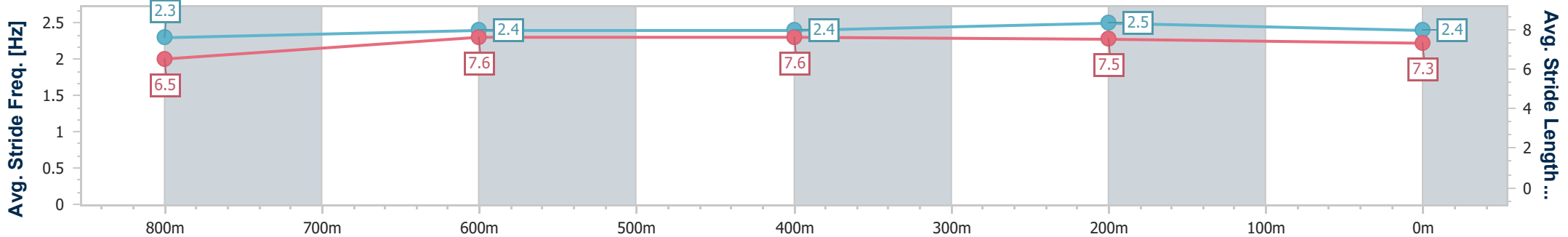
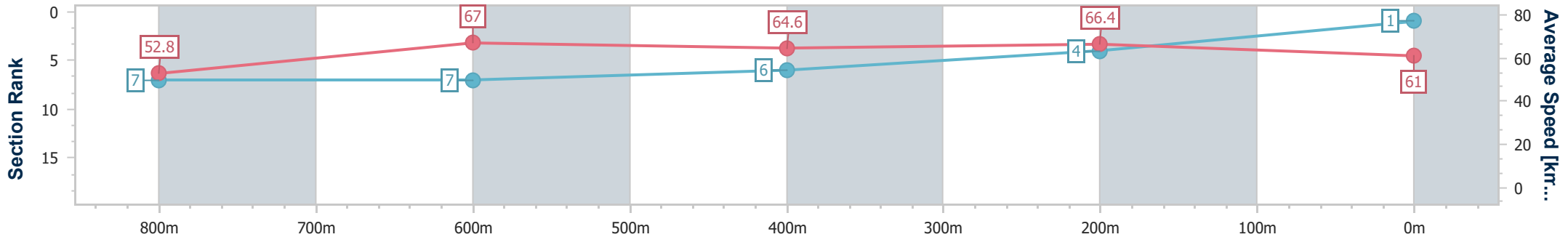
Sunshine Coast QLD Professional
 Race 4: BRAD READ DESIGN GROUP RATINGS BAND 0 - 58
 Handicap - 1000m



27 September 2024 - 19:30

Track Rating: Soft 5, Weather: Overcast, Rail Position: +2m Entire

Section	Overall	800m	600m	400m	200m
Section Times	0:58.25 [1] (0:13.63)	0:44.62 [7] (0:10.88)	0:33.74 [7] (0:11.12)	0:22.62 [6] (0:10.87)	0:11.75 [4] (0:11.75)
Average Speed [km/h]	52.8	67.0	64.6	66.4	61.0
Top Speed [km/h]	68.9	69.5	66.5	67.4	64.3
Avg. Dist. to Rail [m]	4.7	2.6	0.9	2.8	5.8
Avg. Stride Freq. [Hz]	2.3	2.4	2.4	2.5	2.4
Avg. Stride Length [m]	6.5	7.6	7.6	7.5	7.3



- [] Ranking at each section and finish
- .-.- No data available at this section
- NA No data available



Horse/Jockey Name	Revitup Charlie
Final Rank	2
Fastest Section Time (Section)	0:10.86 (400m)
Top Speed [km/h] (Section)	68.6 (400m)
Race State	Finished



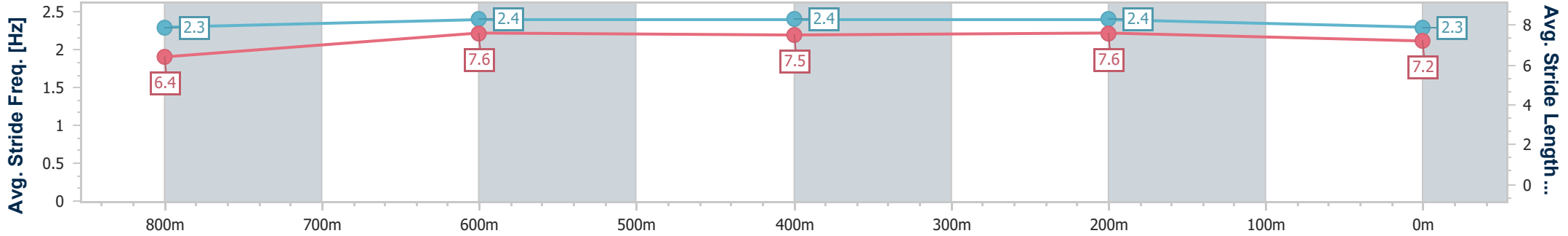
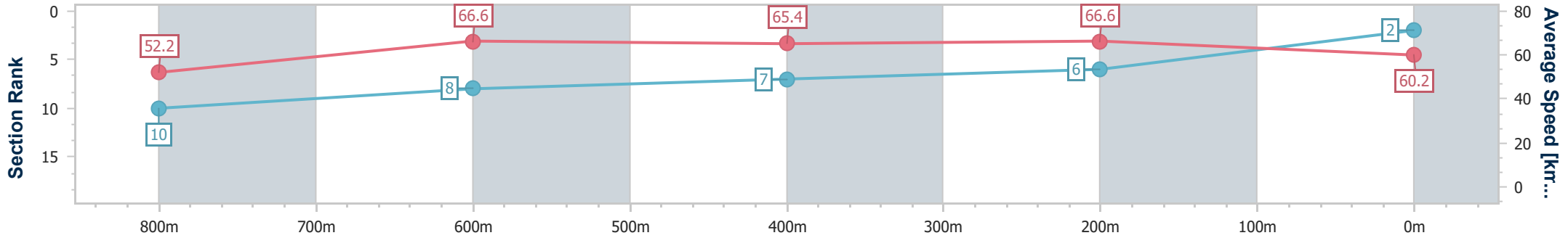
Sunshine Coast QLD Professional
 Race 4: BRAD READ DESIGN GROUP RATINGS BAND 0 - 58
 Handicap - 1000m



27 September 2024 - 19:30

Track Rating: Soft 5, Weather: Overcast, Rail Position: +2m Entire

Section	Overall	800m	600m	400m	200m
Section Times	0:58.52 [2] (0:13.80)	0:44.72 [10] (0:10.91)	0:33.81 [8] (0:10.99)	0:22.82 [7] (0:10.86)	0:11.96 [6] (0:11.96)
Average Speed [km/h]	52.2	66.6	65.4	66.6	60.2
Top Speed [km/h]	67.7	67.7	66.4	68.6	63.7
Avg. Dist. to Rail [m]	3.7	2.9	0.4	5.7	9.1
Avg. Stride Freq. [Hz]	2.3	2.4	2.4	2.4	2.3
Avg. Stride Length [m]	6.4	7.6	7.5	7.6	7.2



- [] Ranking at each section and finish
- .-.- No data available at this section
- NA No data available



Horse/Jockey Name	Viking Valour
Final Rank	3
Fastest Section Time (Section)	0:10.85 (800m)
Top Speed [km/h] (Section)	68.0 (Overall)
Race State	Finished



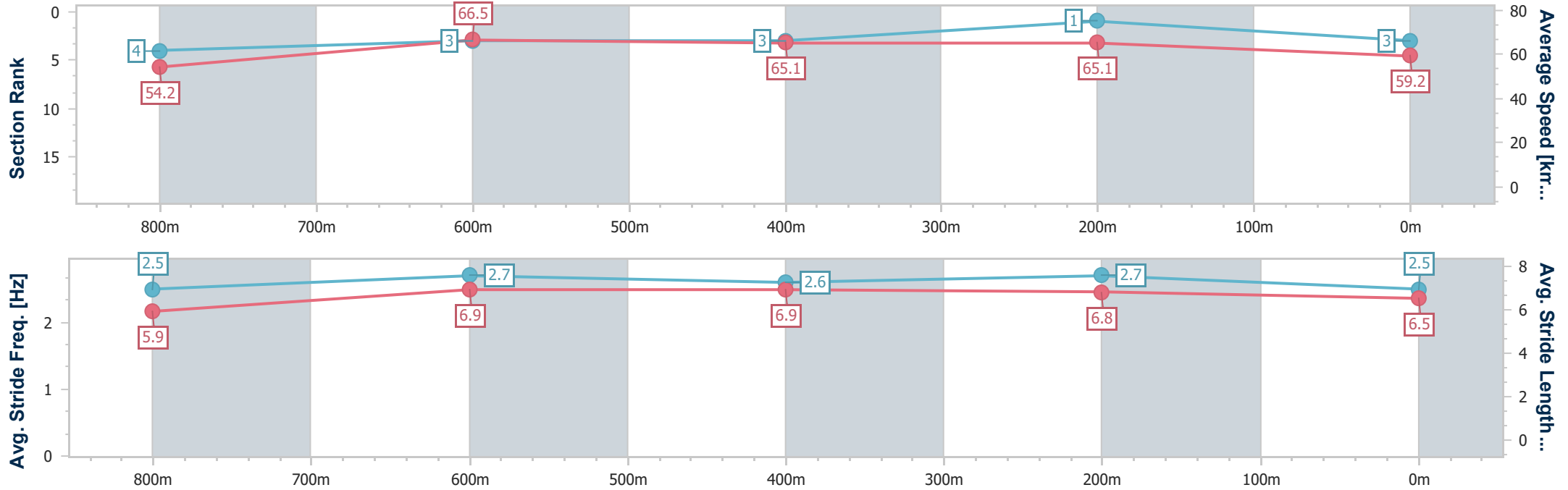
Sunshine Coast QLD Professional
 Race 4: BRAD READ DESIGN GROUP RATINGS BAND 0 - 58
 Handicap - 1000m



27 September 2024 - 19:30

Track Rating: Soft 5, Weather: Overcast, Rail Position: +2m Entire

Section	Overall	800m	600m	400m	200m
Section Times	0:58.56 [3] (0:13.28)	0:45.28 [4] (0:10.85)	0:34.43 [3] (0:11.16)	0:23.27 [3] (0:11.09)	0:12.18 [1] (0:12.18)
Average Speed [km/h]	54.2	66.5	65.1	65.1	59.2
Top Speed [km/h]	68.0	68.0	66.9	66.2	63.8
Avg. Dist. to Rail [m]	2.5	1.6	1.5	6.6	9.2
Avg. Stride Freq. [Hz]	2.5	2.7	2.6	2.7	2.5
Avg. Stride Length [m]	5.9	6.9	6.9	6.8	6.5



- [] Ranking at each section and finish
- .-.- No data available at this section
- NA No data available



Horse/Jockey Name	Loken
Final Rank	4
Fastest Section Time (Section)	0:10.96 (800m)
Top Speed [km/h] (Section)	70.3 (Overall)
Race State	Finished



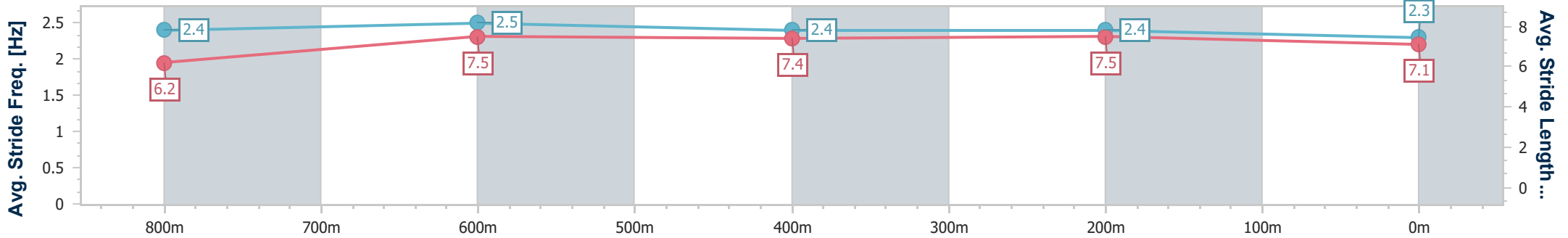
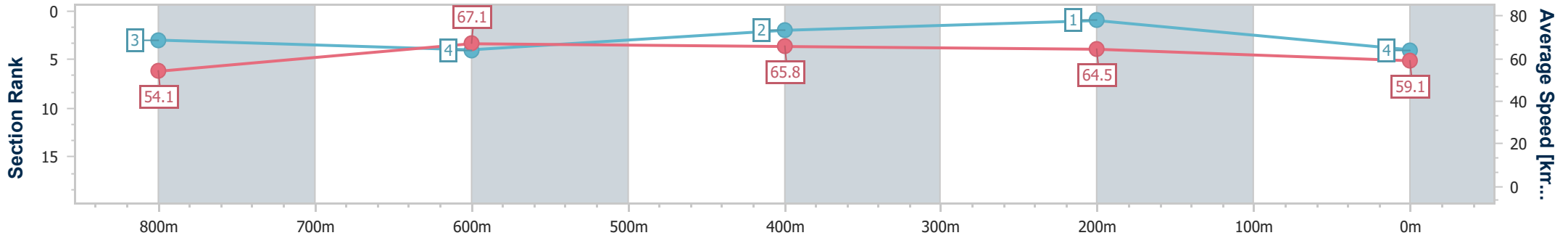
Sunshine Coast QLD Professional
 Race 4: BRAD READ DESIGN GROUP RATINGS BAND 0 - 58
 Handicap - 1000m



27 September 2024 - 19:30

Track Rating: Soft 5, Weather: Overcast, Rail Position: +2m Entire

Section	Overall	800m	600m	400m	200m
Section Times	0:58.61 [4] (0:13.26)	0:45.35 [3] (0:10.96)	0:34.39 [4] (0:11.00)	0:23.39 [2] (0:11.16)	0:12.23 [1] (0:12.23)
Average Speed [km/h]	54.1	67.1	65.8	64.5	59.1
Top Speed [km/h]	70.3	70.3	68.5	66.3	62.0
Avg. Dist. to Rail [m]	5.6	4.4	1.3	4.9	9.9
Avg. Stride Freq. [Hz]	2.4	2.5	2.4	2.4	2.3
Avg. Stride Length [m]	6.2	7.5	7.4	7.5	7.1



- [] Ranking at each section and finish
- .-.- No data available at this section
- NA No data available



Horse/Jockey Name	That's All Good
Final Rank	5
Fastest Section Time (Section)	0:10.86 (400m)
Top Speed [km/h] (Section)	67.7 (600m)
Race State	Finished



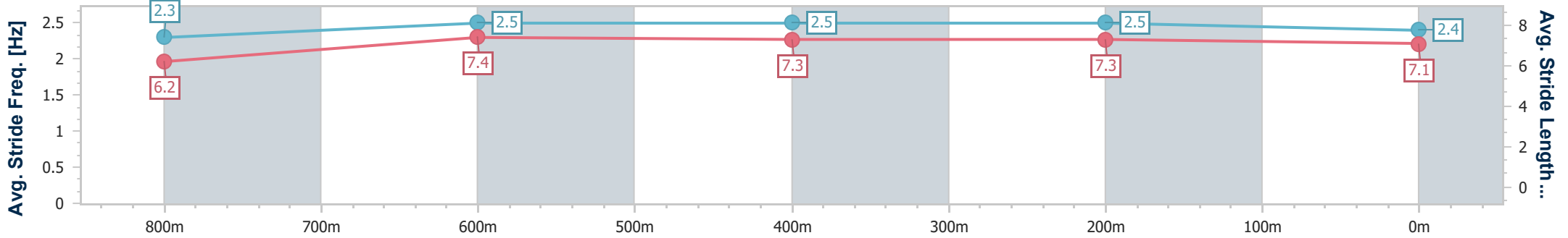
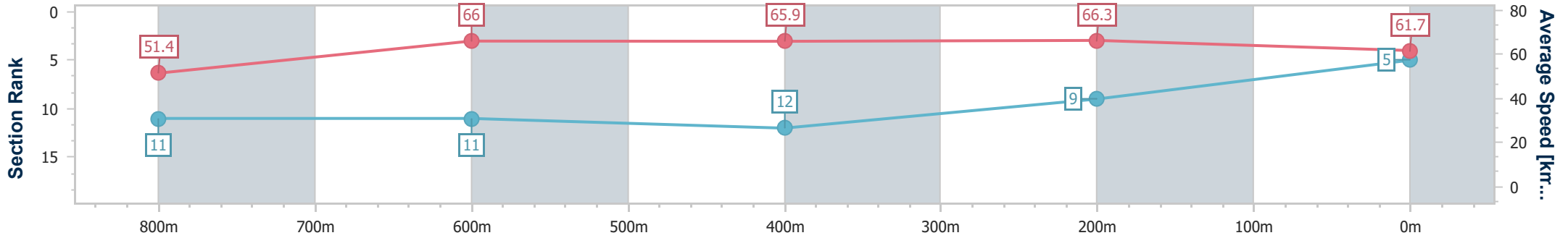
Sunshine Coast QLD Professional
 Race 4: BRAD READ DESIGN GROUP RATINGS BAND 0 - 58
 Handicap - 1000m



27 September 2024 - 19:30

Track Rating: Soft 5, Weather: Overcast, Rail Position: +2m Entire

Section	Overall	800m	600m	400m	200m
Section Times	0:58.65 [5] (0:14.00)	0:44.65 [11] (0:11.00)	0:33.65 [11] (0:11.16)	0:22.49 [12] (0:10.86)	0:11.63 [9] (0:11.63)
Average Speed [km/h]	51.4	66.0	65.9	66.3	61.7
Top Speed [km/h]	64.6	67.3	67.7	67.7	64.3
Avg. Dist. to Rail [m]	6.0	2.7	3.5	5.9	5.1
Avg. Stride Freq. [Hz]	2.3	2.5	2.5	2.5	2.4
Avg. Stride Length [m]	6.2	7.4	7.3	7.3	7.1



- [] Ranking at each section and finish
- .-.- No data available at this section
- NA No data available



Horse/Jockey Name	Gallery Master
Final Rank	6
Fastest Section Time (Section)	0:10.86 (800m)
Top Speed [km/h] (Section)	67.9 (800m)
Race State	Finished



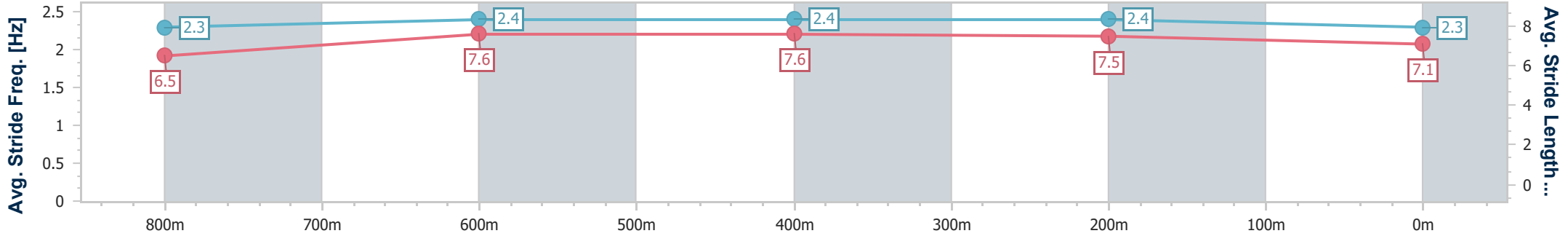
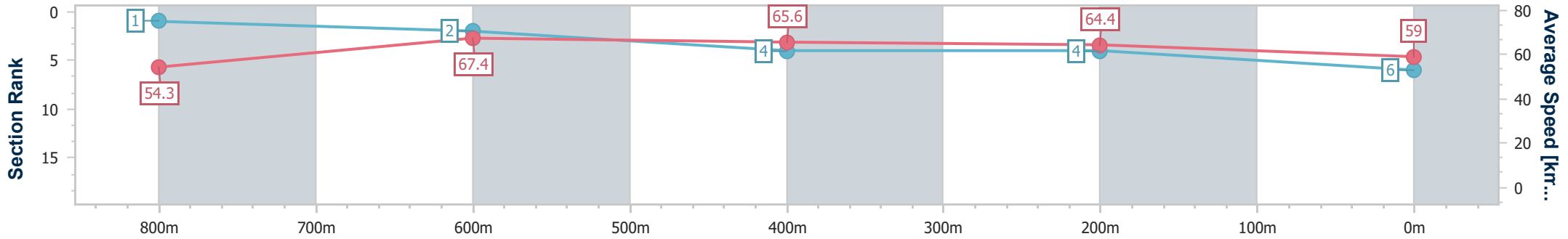
Sunshine Coast QLD Professional
Race 4: BRAD READ DESIGN GROUP RATINGS BAND 0 - 58
Handicap - 1000m



27 September 2024 - 19:30

Track Rating: Soft 5, Weather: Overcast, Rail Position: +2m Entire

Section	Overall	800m	600m	400m	200m
Section Times	0:58.71 [6] (0:13.23)	0:45.48 [1] (0:10.86)	0:34.62 [2] (0:11.22)	0:23.40 [4] (0:11.19)	0:12.21 [4] (0:12.21)
Average Speed [km/h]	54.3	67.4	65.6	64.4	59.0
Top Speed [km/h]	67.7	67.9	67.7	66.1	62.2
Avg. Dist. to Rail [m]	7.7	4.4	3.7	7.4	9.2
Avg. Stride Freq. [Hz]	2.3	2.4	2.4	2.4	2.3
Avg. Stride Length [m]	6.5	7.6	7.6	7.5	7.1



- [] Ranking at each section and finish
- .-.- No data available at this section
- NA No data available



Horse/Jockey Name	Osterberg
Final Rank	7
Fastest Section Time (Section)	0:10.97 (800m)
Top Speed [km/h] (Section)	68.3 (800m)
Race State	Finished



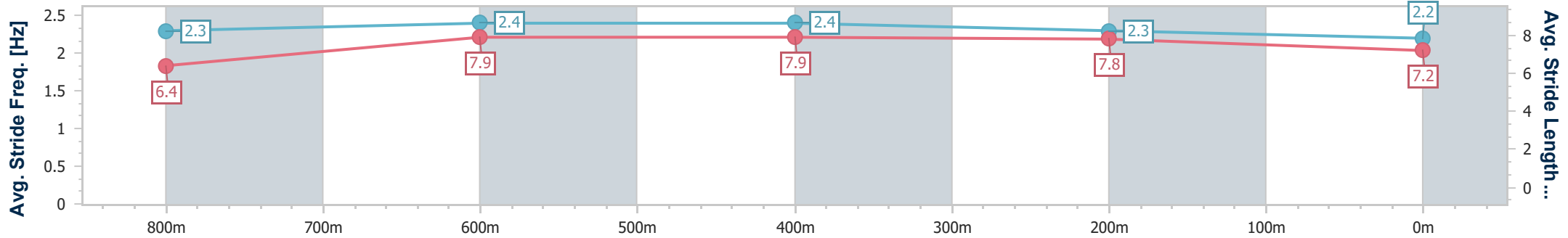
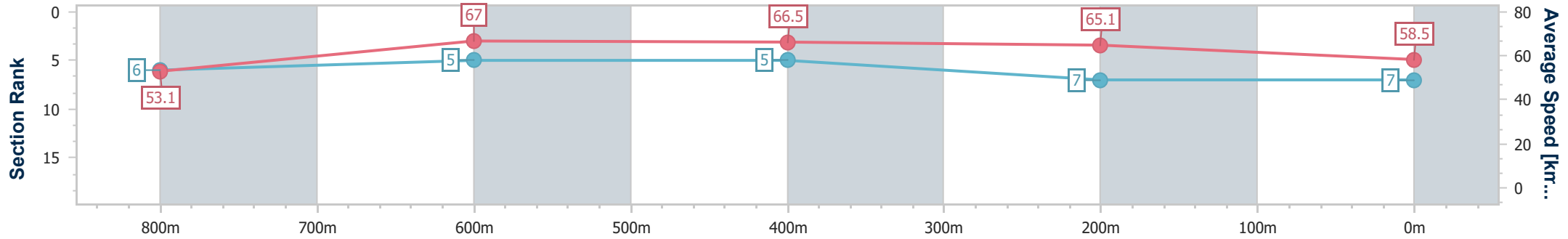
Sunshine Coast QLD Professional
 Race 4: BRAD READ DESIGN GROUP RATINGS BAND 0 - 58
 Handicap - 1000m



27 September 2024 - 19:30

Track Rating: Soft 5, Weather: Overcast, Rail Position: +2m Entire

Section	Overall	800m	600m	400m	200m
Section Times	0:58.88 [7] (0:13.53)	0:45.35 [6] (0:10.97)	0:34.38 [5] (0:11.04)	0:23.34 [5] (0:11.06)	0:12.28 [7] (0:12.28)
Average Speed [km/h]	53.1	67.0	66.5	65.1	58.5
Top Speed [km/h]	67.6	68.3	67.7	67.1	62.8
Avg. Dist. to Rail [m]	11.4	4.8	3.3	8.4	12.1
Avg. Stride Freq. [Hz]	2.3	2.4	2.4	2.3	2.2
Avg. Stride Length [m]	6.4	7.9	7.9	7.8	7.2



- [] Ranking at each section and finish
- .-.- No data available at this section
- NA No data available



Horse/Jockey Name	Flying Rupert
Final Rank	8
Fastest Section Time (Section)	0:10.81 (800m)
Top Speed [km/h] (Section)	69.2 (800m)
Race State	Finished



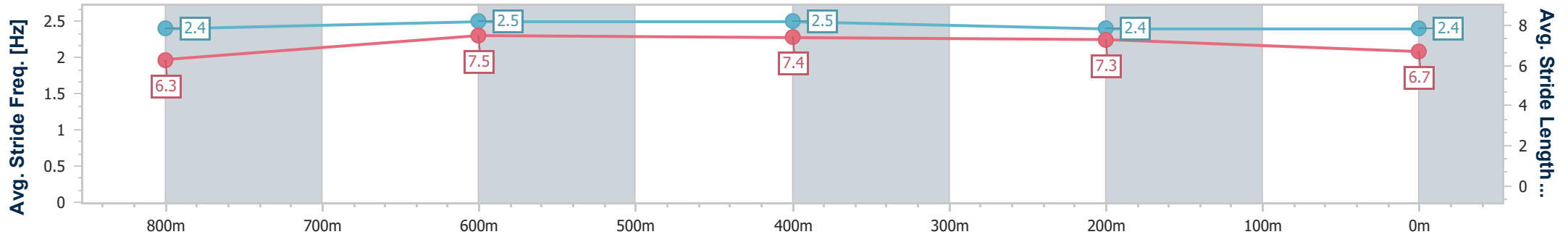
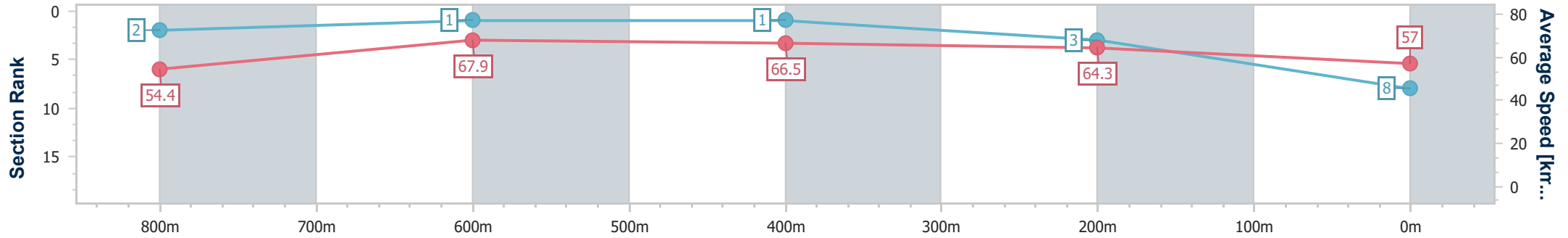
Sunshine Coast QLD Professional
 Race 4: BRAD READ DESIGN GROUP RATINGS BAND 0 - 58
 Handicap - 1000m



27 September 2024 - 19:30

Track Rating: Soft 5, Weather: Overcast, Rail Position: +2m Entire

Section	Overall	800m	600m	400m	200m
Section Times	0:59.01 [8] (0:13.26)	0:45.75 [2] (0:10.81)	0:34.94 [1] (0:11.09)	0:23.85 [1] (0:11.23)	0:12.62 [3] (0:12.62)
Average Speed [km/h]	54.4	67.9	66.5	64.3	57.0
Top Speed [km/h]	67.7	69.2	68.1	66.5	61.6
Avg. Dist. to Rail [m]	9.4	5.2	4.7	8.5	10.4
Avg. Stride Freq. [Hz]	2.4	2.5	2.5	2.4	2.4
Avg. Stride Length [m]	6.3	7.5	7.4	7.3	6.7



- [] Ranking at each section and finish
- .-.- No data available at this section
- NA No data available



Horse/Jockey Name	Bull Dimple Rum
Final Rank	9
Fastest Section Time (Section)	0:10.96 (600m)
Top Speed [km/h] (Section)	67.5 (800m)
Race State	Finished



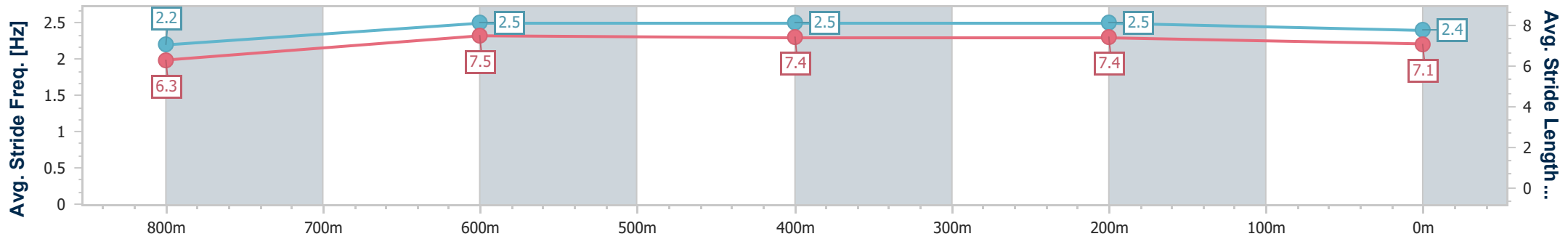
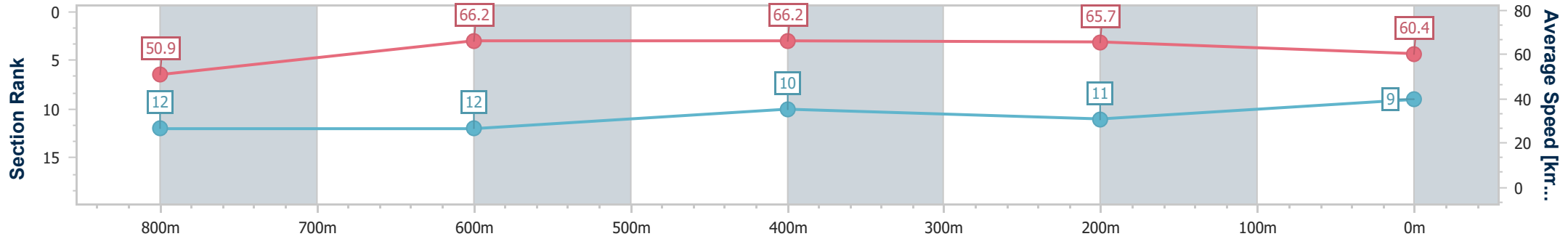
Sunshine Coast QLD Professional
 Race 4: BRAD READ DESIGN GROUP RATINGS BAND 0 - 58
 Handicap - 1000m



27 September 2024 - 19:30

Track Rating: Soft 5, Weather: Overcast, Rail Position: +2m Entire

Section	Overall	800m	600m	400m	200m
Section Times	0:59.04 [9] (0:14.14)	0:44.90 [12] (0:11.04)	0:33.86 [12] (0:10.96)	0:22.90 [10] (0:10.99)	0:11.91 [11] (0:11.91)
Average Speed [km/h]	50.9	66.2	66.2	65.7	60.4
Top Speed [km/h]	64.5	67.5	67.0	66.4	63.5
Avg. Dist. to Rail [m]	7.7	4.3	1.4	7.5	11.5
Avg. Stride Freq. [Hz]	2.2	2.5	2.5	2.5	2.4
Avg. Stride Length [m]	6.3	7.5	7.4	7.4	7.1



- [] Ranking at each section and finish
- .-.- No data available at this section
- NA No data available



Horse/Jockey Name	Saturday Glory
Final Rank	10
Fastest Section Time (Section)	0:10.98 (800m)
Top Speed [km/h] (Section)	67.4 (800m)
Race State	Finished



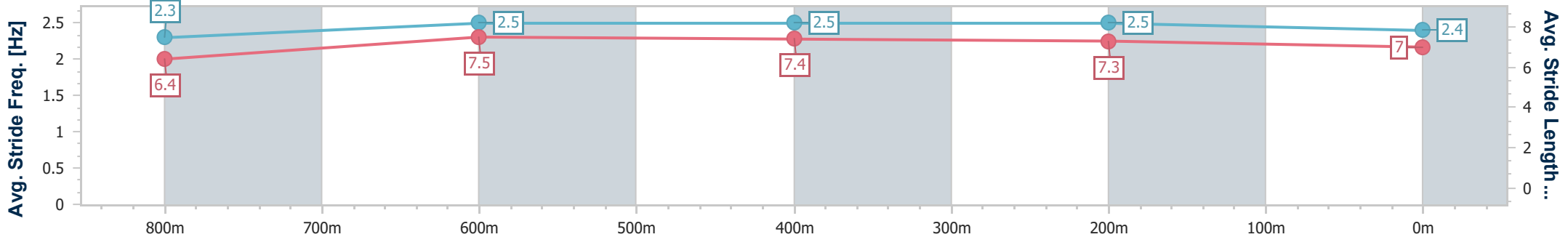
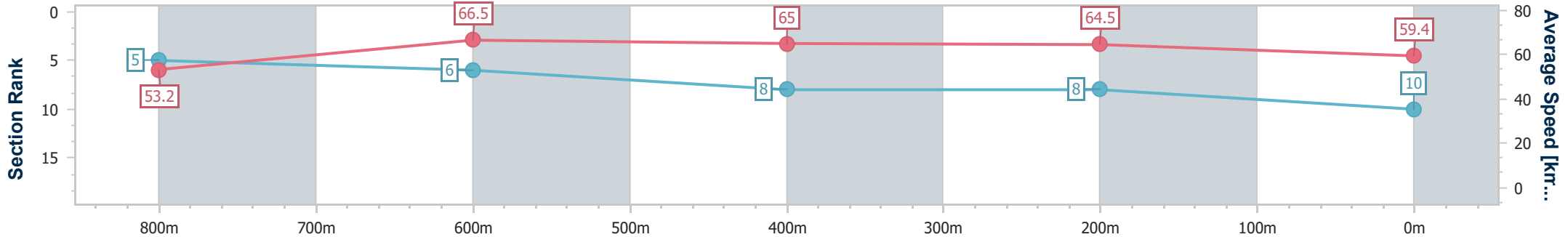
Sunshine Coast QLD Professional
 Race 4: BRAD READ DESIGN GROUP RATINGS BAND 0 - 58
 Handicap - 1000m



27 September 2024 - 19:30

Track Rating: Soft 5, Weather: Overcast, Rail Position: +2m Entire

Section	Overall	800m	600m	400m	200m
Section Times	0:59.09 [10] (0:13.53)	0:45.56 [5] (0:10.98)	0:34.58 [6] (0:11.30)	0:23.28 [8] (0:11.16)	0:12.12 [8] (0:12.12)
Average Speed [km/h]	53.2	66.5	65.0	64.5	59.4
Top Speed [km/h]	67.2	67.4	65.7	67.0	62.1
Avg. Dist. to Rail [m]	4.8	4.2	3.1	8.6	8.5
Avg. Stride Freq. [Hz]	2.3	2.5	2.5	2.5	2.4
Avg. Stride Length [m]	6.4	7.5	7.4	7.3	7.0



- [] Ranking at each section and finish
- .-.- No data available at this section
- NA No data available



Horse/Jockey Name	Don't Cha Wish
Final Rank	11
Fastest Section Time (Section)	0:11.12 (400m)
Top Speed [km/h] (Section)	67.6 (800m)
Race State	Finished



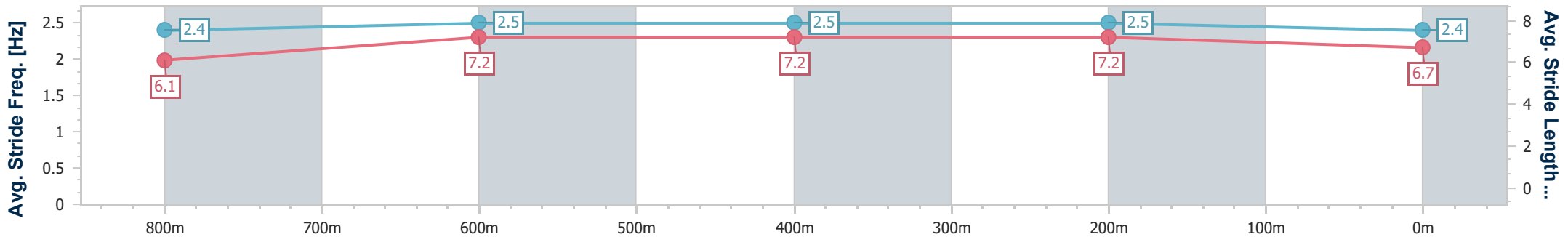
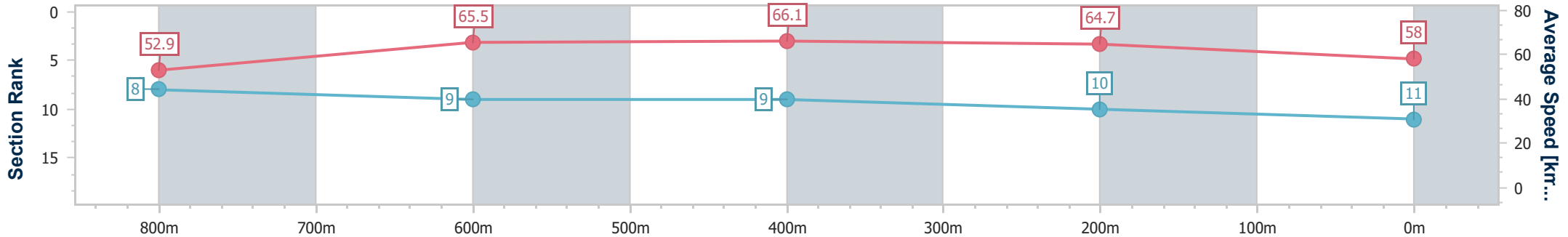
Sunshine Coast QLD Professional
 Race 4: BRAD READ DESIGN GROUP RATINGS BAND 0 - 58
 Handicap - 1000m



27 September 2024 - 19:30

Track Rating: Soft 5, Weather: Overcast, Rail Position: +2m Entire

Section	Overall	800m	600m	400m	200m
Section Times	0:59.51 [11] (0:13.64)	0:45.87 [8] (0:11.15)	0:34.72 [9] (0:11.19)	0:23.53 [9] (0:11.12)	0:12.41 [10] (0:12.41)
Average Speed [km/h]	52.9	65.5	66.1	64.7	58.0
Top Speed [km/h]	67.0	67.6	66.8	66.3	62.8
Avg. Dist. to Rail [m]	7.0	4.5	3.9	9.6	12.1
Avg. Stride Freq. [Hz]	2.4	2.5	2.5	2.5	2.4
Avg. Stride Length [m]	6.1	7.2	7.2	7.2	6.7



- [] Ranking at each section and finish
- .-.- No data available at this section
- NA No data available



Horse/Jockey Name	Victory Statement
Final Rank	12
Fastest Section Time (Section)	0:10.97 (600m)
Top Speed [km/h] (Section)	70.7 (600m)
Race State	Finished



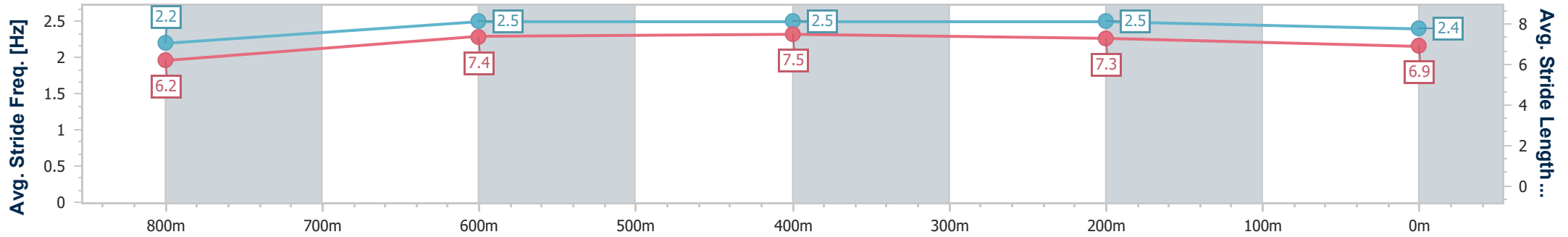
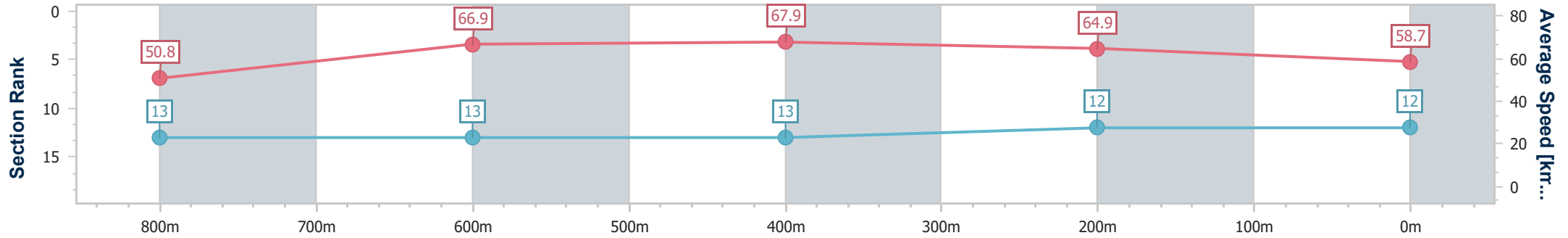
Sunshine Coast QLD Professional
 Race 4: BRAD READ DESIGN GROUP RATINGS BAND 0 - 58
 Handicap - 1000m



27 September 2024 - 19:30

Track Rating: Soft 5, Weather: Overcast, Rail Position: +2m Entire

Section	Overall	800m	600m	400m	200m
Section Times	0:59.64 [12] (0:14.17)	0:45.47 [13] (0:11.13)	0:34.34 [13] (0:10.97)	0:23.37 [13] (0:11.10)	0:12.27 [12] (0:12.27)
Average Speed [km/h]	50.8	66.9	67.9	64.9	58.7
Top Speed [km/h]	66.6	69.6	70.7	66.2	62.1
Avg. Dist. to Rail [m]	11.3	9.1	5.8	11.1	12.0
Avg. Stride Freq. [Hz]	2.2	2.5	2.5	2.5	2.4
Avg. Stride Length [m]	6.2	7.4	7.5	7.3	6.9



- [] Ranking at each section and finish
- .-.- No data available at this section
- NA No data available



Horse/Jockey Name	Earlston
Final Rank	13
Fastest Section Time (Section)	0:11.07 (800m)
Top Speed [km/h] (Section)	68.1 (800m)
Race State	Finished



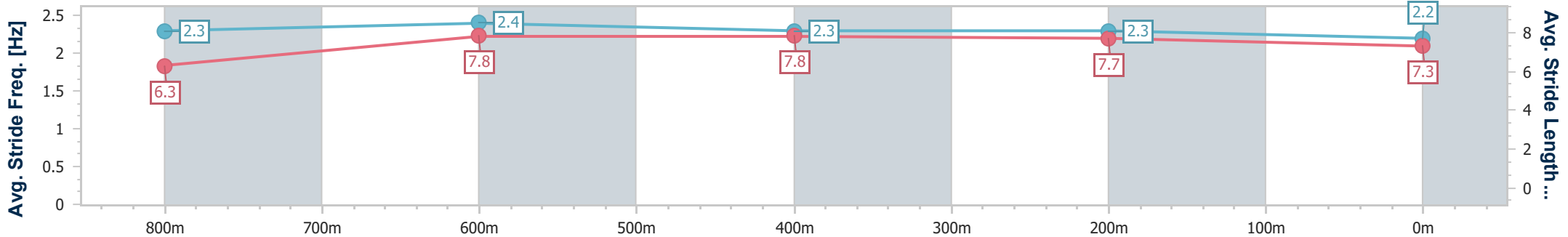
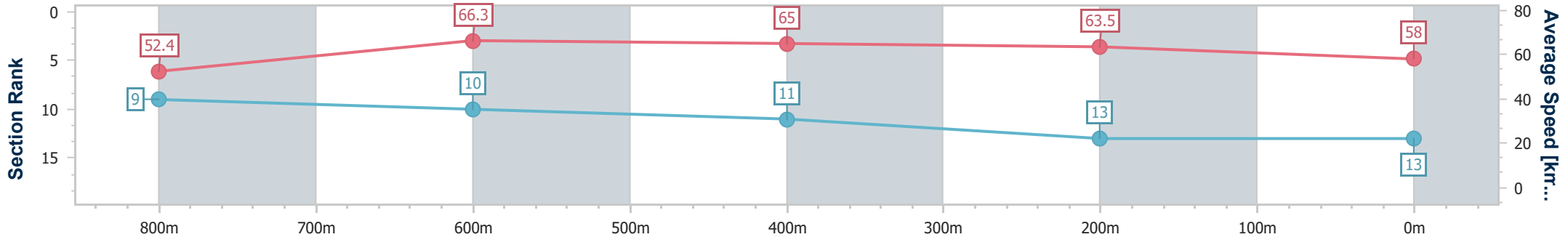
Sunshine Coast QLD Professional
 Race 4: BRAD READ DESIGN GROUP RATINGS BAND 0 - 58
 Handicap - 1000m



27 September 2024 - 19:30

Track Rating: Soft 5, Weather: Overcast, Rail Position: +2m Entire

Section	Overall	800m	600m	400m	200m
Section Times	0:59.88 [13] (0:13.76)	0:46.12 [9] (0:11.07)	0:35.05 [10] (0:11.32)	0:23.73 [11] (0:11.29)	0:12.44 [13] (0:12.44)
Average Speed [km/h]	52.4	66.3	65.0	63.5	58.0
Top Speed [km/h]	67.7	68.1	65.7	65.6	61.2
Avg. Dist. to Rail [m]	10.9	5.9	3.0	8.1	10.3
Avg. Stride Freq. [Hz]	2.3	2.4	2.3	2.3	2.2
Avg. Stride Length [m]	6.3	7.8	7.8	7.7	7.3



- [] Ranking at each section and finish
- .-.- No data available at this section
- NA No data available