



# Sunshine Coast QLD Professional

## Race 5: DOUBLE R GROUP BENCHMARK 65 Handicap - 1400m

27 September 2024 - 20:00



Track Rating: Soft 5, Weather: Overcast, Rail Position: +2m Entire

| Section |     | Field Times                                  |                      |                      |                      |                           |                           |                           |                           |                           |                           | Last 600m |    |  |  |
|---------|-----|--|----------------------|----------------------|----------------------|---------------------------|---------------------------|---------------------------|---------------------------|---------------------------|---------------------------|-----------|----|--|--|
|         |     | Overall                                      | 1200m                | 1000m                | 800m                 | 600m                      | 400m                      |                           |                           |                           |                           | 0:36.16   |    |  |  |
|         |     | 1:23.89<br>(0:13.70)                         | 1:10.19<br>(0:10.82) | 0:59.37<br>(0:11.50) | 0:47.87<br>(0:11.71) | 0:36.16<br>(0:11.75)      | 0:24.41<br>(0:11.96)      |                           |                           |                           |                           |           |    |  |  |
| Rank    | TAB | Horse/Jockey                                 | Barrier              | Top Speed<br>[km/h]  | Fastest<br>Section   | Distance<br>Travelled [m] |                           |                           |                           |                           |                           |           |    |  |  |
| 1       | 1   | <b>BILLIONAIR BABY</b><br>Mark Du Plessis    | 5                    | 66.1<br>1200m        | 0:11.08<br>1200m     | 1:23.89 [1]<br>(0:13.92)  | 1:09.97 [6]<br>(0:11.08)  | 0:58.89 [5]<br>(0:11.56)  | 0:47.33 [4]<br>(0:11.83)  | 0:35.50 [4]<br>(0:11.65)  | 0:23.85 [4]<br>(0:11.43)  | 0:35.50   |    |  |  |
| 2       | 15  | <b>YES TO EXCESS</b><br>Nikita Beriman       | 4                    | 66.1<br>1200m        | 0:11.08<br>1200m     | 1:23.94 [2]<br>(0:13.70)  | 1:10.24 [2]<br>(0:11.08)  | 0:59.16 [2]<br>(0:11.58)  | 0:47.58 [3]<br>(0:11.67)  | 0:35.91 [2]<br>(0:11.70)  | 0:24.21 [2]<br>(0:11.71)  | 0:35.91   | -5 |  |  |
| 3       | 8   | <b>CHARLIE'S CASE</b><br>Taylor Marshall     | 8                    | 65.6<br>1200m        | 0:11.20<br>1200m     | 1:24.27 [3]<br>(0:14.21)  | 1:10.06 [9]<br>(0:11.20)  | 0:58.86 [9]<br>(0:11.60)  | 0:47.26 [9]<br>(0:11.93)  | 0:35.33 [10]<br>(0:11.76) | 0:23.57 [10]<br>(0:11.44) | 0:35.33   | -2 |  |  |
| 4       | 5   | <b>HALF CROWN</b><br>Cody Collis             | 2                    | 65.3<br>1200m        | 0:11.28<br>1200m     | 1:24.34 [4]<br>(0:13.95)  | 1:10.39 [7]<br>(0:11.28)  | 0:59.11 [7]<br>(0:11.63)  | 0:47.48 [7]<br>(0:11.98)  | 0:35.50 [8]<br>(0:11.62)  | 0:23.88 [8]<br>(0:11.53)  | 0:35.50   | +1 |  |  |
| 5       | 17  | <b>KEEPMEINTHELOPE</b><br>Kyle Wilson-Taylor | 16                   | 66.2<br>1200m        | 0:11.23<br>1200m     | 1:24.43 [5]<br>(0:14.38)  | 1:10.05 [11]<br>(0:11.23) | 0:58.82 [11]<br>(0:11.42) | 0:47.40 [10]<br>(0:11.90) | 0:35.50 [9]<br>(0:11.59)  | 0:23.91 [9]<br>(0:11.44)  | 0:35.50   | +2 |  |  |
| 6       | 11  | <b>WHISTLING SPIRIT</b><br>Samantha Collett  | 6                    | 66.2<br>1200m        | 0:11.00<br>1200m     | 1:24.48 [6]<br>(0:13.84)  | 1:10.64 [4]<br>(0:11.00)  | 0:59.64 [3]<br>(0:11.45)  | 0:48.19 [2]<br>(0:11.80)  | 0:36.39 [3]<br>(0:11.89)  | 0:24.50 [3]<br>(0:11.77)  | 0:36.39   | -3 |  |  |
| 7       | 3   | <b>GREY ICE</b><br>Martin Harley             | 1                    | 64.9<br>1200m        | 0:11.27<br>1200m     | 1:24.67 [7]<br>(0:13.89)  | 1:10.78 [5]<br>(0:11.27)  | 0:59.51 [6]<br>(0:11.70)  | 0:47.81 [8]<br>(0:11.84)  | 0:35.97 [7]<br>(0:11.47)  | 0:24.50 [5]<br>(0:11.70)  | 0:35.97   | -5 |  |  |
| 8       | 14  | <b>MAMBO DANCER</b><br>Michael Rodd          | 9                    | 65.2<br>1200m        | 0:11.20<br>1200m     | 1:24.77 [8]<br>(0:14.11)  | 1:10.66 [8]<br>(0:11.20)  | 0:59.46 [8]<br>(0:11.44)  | 0:48.02 [6]<br>(0:11.84)  | 0:36.18 [6]<br>(0:11.65)  | 0:24.53 [7]<br>(0:11.75)  | 0:36.18   | -2 |  |  |
| 9       | 10  | <b>ALL THE SHOPS</b><br>Boris Thornton       | 3                    | 65.4<br>1200m        | 0:11.27<br>1200m     | 1:25.06 [9]<br>(0:13.70)  | 1:11.36 [1]<br>(0:11.27)  | 1:00.09 [4]<br>(0:11.66)  | 0:48.43 [5]<br>(0:11.88)  | 0:36.55 [5]<br>(0:11.72)  | 0:24.83 [6]<br>(0:11.79)  | 0:36.55   | -4 |  |  |
| 10      | 4   | <b>ARIZONA DREAMING</b><br>Corey Sutherland  | 7                    | 65.5<br>Overall      | 0:11.31<br>1200m     | 1:25.12 [10]<br>(0:14.24) | 1:10.88 [10]<br>(0:11.31) | 0:59.57 [10]<br>(0:11.75) | 0:47.82 [11]<br>(0:11.83) | 0:35.99 [11]<br>(0:11.88) | 0:24.11 [11]<br>(0:11.68) | 0:35.99   | -4 |  |  |

Scratched: Cool Encounter (#2), What A Weekend (#9), Aperitivo (#12), Fearless Thinking (#13), The Punisher (#18), Sunlord (#6)

[ ] Ranking at each section and finish  
 -:-:- No data available at this section  
 NA No data available

SCN Saddle cloth number  
 DNF Did not finish  
 DNT Did not track



**Sunshine Coast QLD Professional**  
**Race 5: DOUBLE R GROUP BENCHMARK 65 Handicap - 1400m**  
**27 September 2024 - 20:00**



Track Rating: Soft 5, Weather: Overcast, Rail Position: +2m Entire

| Section     |                          | Overall              | 1200m                | 1000m                | 800m                   | 600m                 | 400m                 | Last 600m    |              |              |         |    |
|-------------|--------------------------|----------------------|----------------------|----------------------|------------------------|----------------------|----------------------|--------------|--------------|--------------|---------|----|
| Field Times |                          | 1:23.89<br>(0:13.70) | 1:10.19<br>(0:10.82) | 0:59.37<br>(0:11.50) | 0:47.87<br>(0:11.71)   | 0:36.16<br>(0:11.75) | 0:24.41<br>(0:11.96) | 0:36.16      |              |              |         |    |
| Rank        | TAB Horse/Jockey         | Barrier              | Top Speed [km/h]     | Fastest Section      | Distance Travelled [m] |                      |                      |              |              |              |         |    |
| 11          | 16 <b>SMOKIN' DE QUO</b> | 18                   | 66.8                 | 0:11.05              | 1:25.46 [11]           | 1:10.82 [12]         | 0:59.77 [12]         | 0:48.14 [12] | 0:36.22 [12] | 0:24.23 [12] | 0:36.22 | -3 |
|             | Bailey Wheeler           |                      | 1200m                | 1200m                | (0:14.64)              | (0:11.05)            | (0:11.63)            | (0:11.92)    | (0:11.99)    | (0:11.75)    |         |    |
| 12          | 7 <b>BELISTIC MAN</b>    | 17                   | 69.5                 | 0:10.75              | 1:25.89 [12]           | 1:12.12 [3]          | 1:01.37 [1]          | 0:49.87 [1]  | 0:38.16 [1]  | 0:26.41 [1]  | 0:38.16 | -4 |
|             | Minonette Kennedy        |                      | 1200m                | 1200m                | (0:13.77)              | (0:10.75)            | (0:11.50)            | (0:11.71)    | (0:11.75)    | (0:12.21)    |         |    |

Scratched: Cool Encounter (#2), What A Weekend (#9), Aperitivo (#12), Fearless Thinking (#13), The Punisher (#18), Sunlord (#6)

[ ] Ranking at each section and finish  
 -:-:-:- No data available at this section  
 NA No data available

SCN Saddle cloth number  
 DNF Did not finish  
 DNT Did not track



# Sunshine Coast QLD Professional

## Race 5: DOUBLE R GROUP BENCHMARK 65 Handicap - 1400m

27 September 2024 - 20:00



Track Rating: Soft 5, Weather: Overcast, Rail Position: +2m Entire

| Section     |     |  |         |                  |                  |                           | 200m                 |  |                        | Last 600m |
|-------------|-----|--|---------|------------------|------------------|---------------------------|----------------------|--|------------------------|-----------|
| Field Times |     |  |         |                  |                  |                           | 0:12.45<br>(0:12.45) |  |                        | 0:36.16   |
| Rank        | TAB | Horse/Jockey                                 | Barrier | Top Speed [km/h] | Fastest Section  | Margin                    |                      |  | Distance Travelled [m] |           |
| 1           | 1   | <b>BILLIONAIR BABY</b><br>Mark Du Plessis    | 5       | 66.1<br>1200m    | 0:11.08<br>1200m | 0:12.42 [2]<br>(0:12.42)  | 1:23.89              |  | 0:35.50                |           |
| 2           | 15  | <b>YES TO EXCESS</b><br>Nikita Beriman       | 4       | 66.1<br>1200m    | 0:11.08<br>1200m | 0:12.50 [1]<br>(0:12.50)  | 0.2L                 |  | 0:35.91 -5             |           |
| 3           | 8   | <b>CHARLIE'S CASE</b><br>Taylor Marshall     | 8       | 65.6<br>1200m    | 0:11.20<br>1200m | 0:12.13 [10]<br>(0:12.13) | 2L                   |  | 0:35.33 -2             |           |
| 4           | 5   | <b>HALF CROWN</b><br>Cody Collis             | 2       | 65.3<br>1200m    | 0:11.28<br>1200m | 0:12.35 [8]<br>(0:12.35)  | 2.3L                 |  | 0:35.50 +1             |           |
| 5           | 17  | <b>KEEPMEINTHELOPE</b><br>Kyle Wilson-Taylor | 16      | 66.2<br>1200m    | 0:11.23<br>1200m | 0:12.47 [6]<br>(0:12.47)  | 2.7L                 |  | 0:35.50 +2             |           |
| 6           | 11  | <b>WHISTLING SPIRIT</b><br>Samantha Collett  | 6       | 66.2<br>1200m    | 0:11.00<br>1200m | 0:12.73 [4]<br>(0:12.73)  | 2.9L                 |  | 0:36.39 -3             |           |
| 7           | 3   | <b>GREY ICE</b><br>Martin Harley             | 1       | 64.9<br>1200m    | 0:11.27<br>1200m | 0:12.80 [5]<br>(0:12.80)  | 3.9L                 |  | 0:35.97 -5             |           |
| 8           | 14  | <b>MAMBO DANCER</b><br>Michael Rodd          | 9       | 65.2<br>1200m    | 0:11.20<br>1200m | 0:12.78 [7]<br>(0:12.78)  | 4.4L                 |  | 0:36.18 -2             |           |
| 9           | 10  | <b>ALL THE SHOPS</b><br>Boris Thornton       | 3       | 65.4<br>1200m    | 0:11.27<br>1200m | 0:13.04 [9]<br>(0:13.04)  | 5.9L                 |  | 0:36.55 -4             |           |
| 10          | 4   | <b>ARIZONA DREAMING</b><br>Corey Sutherland  | 7       | 65.5<br>Overall  | 0:11.31<br>1200m | 0:12.43 [11]<br>(0:12.43) | 6.1L                 |  | 0:35.99 -4             |           |

Scratched: Cool Encounter (#2), What A Weekend (#9), Aperitivo (#12), Fearless Thinking (#13), The Punisher (#18), Sunlord (#6)

[ ] Ranking at each section and finish  
 -:-:- No data available at this section  
 NA No data available

SCN Saddle cloth number  
 DNF Did not finish  
 DNT Did not track



**Sunshine Coast QLD Professional**  
**Race 5: DOUBLE R GROUP BENCHMARK 65 Handicap - 1400m**  
**27 September 2024 - 20:00**



Track Rating: Soft 5, Weather: Overcast, Rail Position: +2m Entire

| Section     |     |                       |         | 200m                 |                 |              |       | Last 600m |                        |    |
|-------------|-----|-----------------------|---------|----------------------|-----------------|--------------|-------|-----------|------------------------|----|
| Field Times |     |                       |         | 0:12.45<br>(0:12.45) |                 |              |       | 0:36.16   |                        |    |
| Rank        | TAB | Horse/Jockey          | Barrier | Top Speed [km/h]     | Fastest Section | Margin       |       |           | Distance Travelled [m] |    |
| 11          | 16  | <b>SMOKIN' DE QUO</b> | 18      | 66.8                 | 0:11.05         | 0:12.48 [12] | 8.1L  |           | 0:36.22                | -3 |
|             |     | Bailey Wheeler        |         | 1200m                | 1200m           | (0:12.48)    |       |           |                        |    |
| 12          | 7   | <b>BELISTIC MAN</b>   | 17      | 69.5                 | 0:10.75         | 0:14.20 [3]  | 10.4L |           | 0:38.16                | -4 |
|             |     | Minonette Kennedy     |         | 1200m                | 1200m           | (0:14.20)    |       |           |                        |    |

Scratched: Cool Encounter (#2), What A Weekend (#9), Aperitivo (#12), Fearless Thinking (#13), The Punisher (#18), Sunlord (#6)

[ ] Ranking at each section and finish  
 -:-:-:- No data available at this section  
 NA No data available

SCN Saddle cloth number  
 DNF Did not finish  
 DNT Did not track



|                                |                 |
|--------------------------------|-----------------|
| Horse/Jockey Name              | Billionair Baby |
| Final Rank                     | 1               |
| Fastest Section Time (Section) | 0:11.08 (1200m) |
| Top Speed [km/h] (Section)     | 66.1 (1200m)    |
| Race State                     | Finished        |



Sunshine Coast QLD Professional

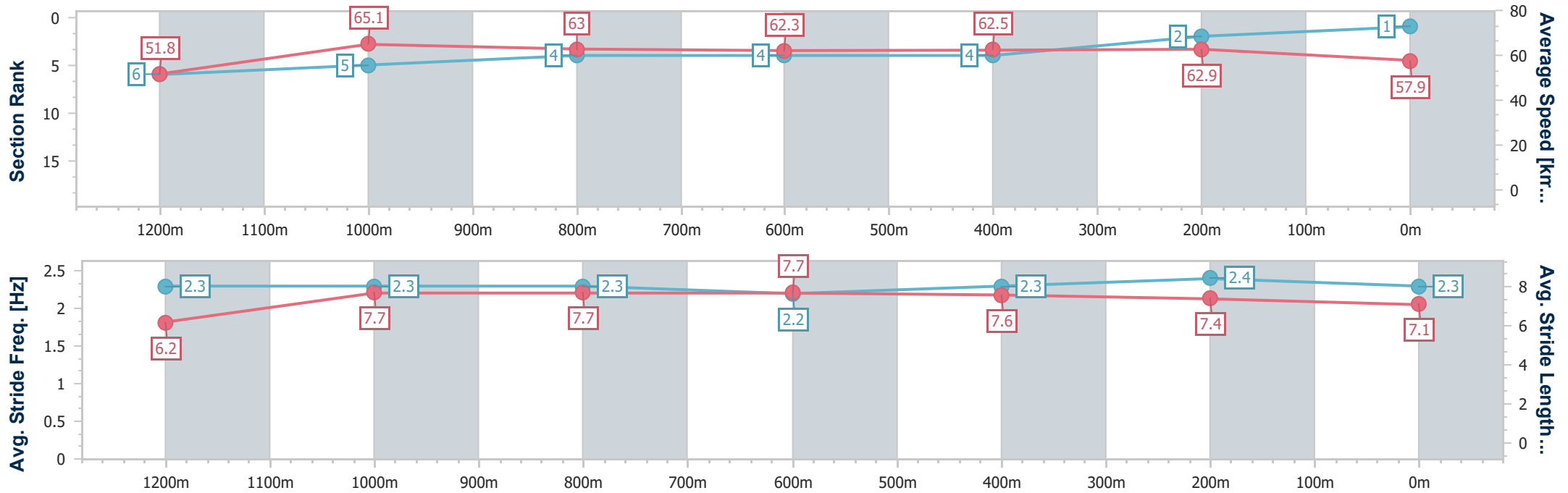
Race 5: DOUBLE R GROUP BENCHMARK 65 Handicap - 1400m



27 September 2024 - 20:00

Track Rating: Soft 5, Weather: Overcast, Rail Position: +2m Entire

| Section                | Overall                  | 1200m                    | 1000m                    | 800m                     | 600m                     | 400m                     | 200m                     |
|------------------------|--------------------------|--------------------------|--------------------------|--------------------------|--------------------------|--------------------------|--------------------------|
| Section Times          | 1:23.89 [1]<br>(0:13.92) | 1:09.97 [6]<br>(0:11.08) | 0:58.89 [5]<br>(0:11.56) | 0:47.33 [4]<br>(0:11.83) | 0:35.50 [4]<br>(0:11.65) | 0:23.85 [4]<br>(0:11.43) | 0:12.42 [2]<br>(0:12.42) |
| Average Speed [km/h]   | 51.8                     | 65.1                     | 63.0                     | 62.3                     | 62.5                     | 62.9                     | 57.9                     |
| Top Speed [km/h]       | 65.2                     | 66.1                     | 64.0                     | 63.3                     | 63.9                     | 64.2                     | 61.0                     |
| Avg. Dist. to Rail [m] | 7.1                      | 4.7                      | 4.7                      | 3.4                      | 2.1                      | 6.2                      | 7.3                      |
| Avg. Stride Freq. [Hz] | 2.3                      | 2.3                      | 2.3                      | 2.2                      | 2.3                      | 2.4                      | 2.3                      |
| Avg. Stride Length [m] | 6.2                      | 7.7                      | 7.7                      | 7.7                      | 7.6                      | 7.4                      | 7.1                      |



- [ ] Ranking at each section and finish
- .-.- No data available at this section
- NA No data available



|                                |                 |
|--------------------------------|-----------------|
| Horse/Jockey Name              | Yes To Excess   |
| Final Rank                     | 2               |
| Fastest Section Time (Section) | 0:11.08 (1200m) |
| Top Speed [km/h] (Section)     | 66.1 (1200m)    |
| Race State                     | Finished        |



Sunshine Coast QLD Professional

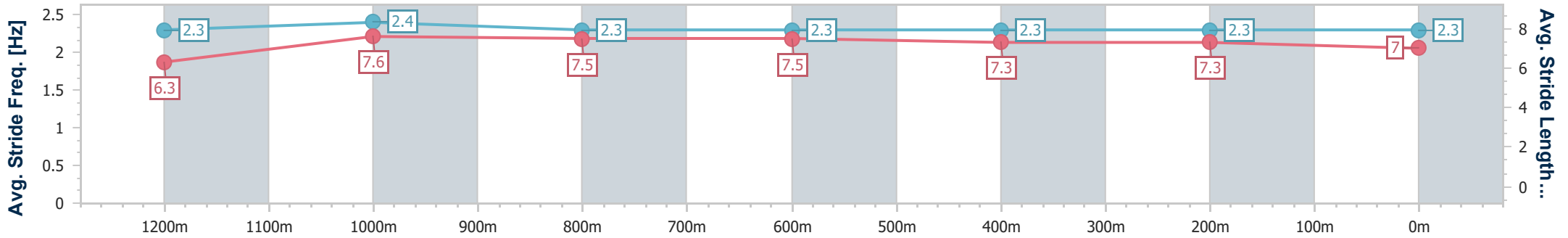
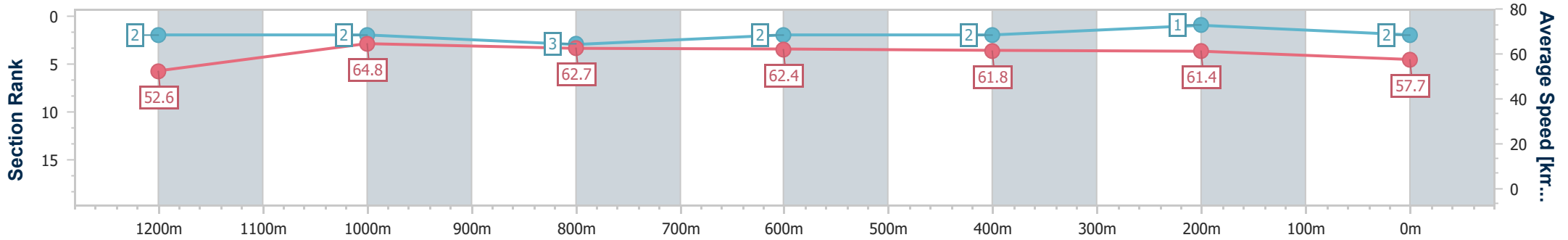
Race 5: DOUBLE R GROUP BENCHMARK 65 Handicap - 1400m



27 September 2024 - 20:00

Track Rating: Soft 5, Weather: Overcast, Rail Position: +2m Entire

| Section                | Overall                  | 1200m                    | 1000m                    | 800m                     | 600m                     | 400m                     | 200m                     |
|------------------------|--------------------------|--------------------------|--------------------------|--------------------------|--------------------------|--------------------------|--------------------------|
| Section Times          | 1:23.94 [2]<br>(0:13.70) | 1:10.24 [2]<br>(0:11.08) | 0:59.16 [2]<br>(0:11.58) | 0:47.58 [3]<br>(0:11.67) | 0:35.91 [2]<br>(0:11.70) | 0:24.21 [2]<br>(0:11.71) | 0:12.50 [1]<br>(0:12.50) |
| Average Speed [km/h]   | 52.6                     | 64.8                     | 62.7                     | 62.4                     | 61.8                     | 61.4                     | 57.7                     |
| Top Speed [km/h]       | 65.9                     | 66.1                     | 64.5                     | 62.7                     | 62.4                     | 63.2                     | 59.4                     |
| Avg. Dist. to Rail [m] | 6.1                      | 4.2                      | 3.1                      | 1.4                      | 0.6                      | 3.6                      | 5.3                      |
| Avg. Stride Freq. [Hz] | 2.3                      | 2.4                      | 2.3                      | 2.3                      | 2.3                      | 2.3                      | 2.3                      |
| Avg. Stride Length [m] | 6.3                      | 7.6                      | 7.5                      | 7.5                      | 7.3                      | 7.3                      | 7.0                      |



- [ ] Ranking at each section and finish
- .-.- No data available at this section
- NA No data available



|                                |                 |
|--------------------------------|-----------------|
| Horse/Jockey Name              | Charlie's Case  |
| Final Rank                     | 3               |
| Fastest Section Time (Section) | 0:11.20 (1200m) |
| Top Speed [km/h] (Section)     | 65.6 (1200m)    |
| Race State                     | Finished        |



Sunshine Coast QLD Professional

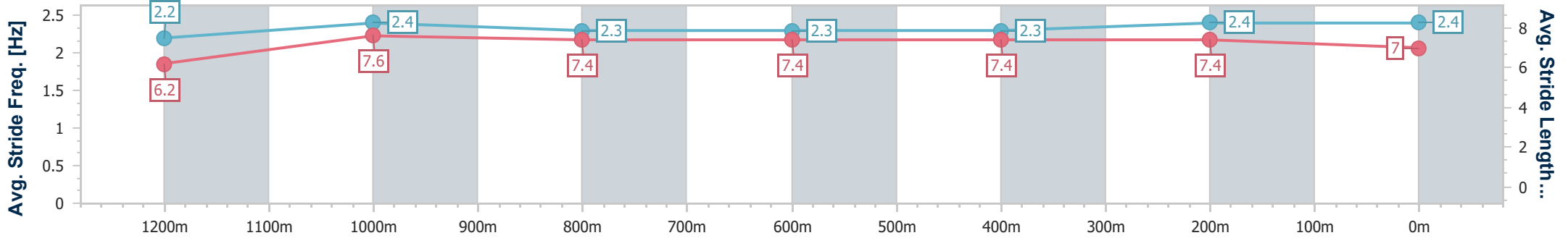
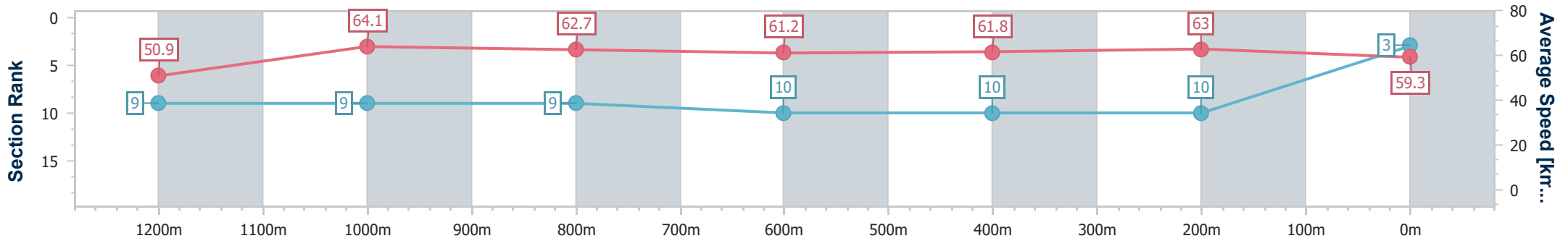
Race 5: DOUBLE R GROUP BENCHMARK 65 Handicap - 1400m



27 September 2024 - 20:00

Track Rating: Soft 5, Weather: Overcast, Rail Position: +2m Entire

| Section                | Overall                  | 1200m                    | 1000m                    | 800m                     | 600m                      | 400m                      | 200m                      |
|------------------------|--------------------------|--------------------------|--------------------------|--------------------------|---------------------------|---------------------------|---------------------------|
| Section Times          | 1:24.27 [3]<br>(0:14.21) | 1:10.06 [9]<br>(0:11.20) | 0:58.86 [9]<br>(0:11.60) | 0:47.26 [9]<br>(0:11.93) | 0:35.33 [10]<br>(0:11.76) | 0:23.57 [10]<br>(0:11.44) | 0:12.13 [10]<br>(0:12.13) |
| Average Speed [km/h]   | 50.9                     | 64.1                     | 62.7                     | 61.2                     | 61.8                      | 63.0                      | 59.3                      |
| Top Speed [km/h]       | 64.2                     | 65.6                     | 63.7                     | 62.1                     | 62.6                      | 63.6                      | 62.4                      |
| Avg. Dist. to Rail [m] | 8.6                      | 4.0                      | 3.4                      | 2.4                      | 1.5                       | 2.3                       | 1.5                       |
| Avg. Stride Freq. [Hz] | 2.2                      | 2.4                      | 2.3                      | 2.3                      | 2.3                       | 2.4                       | 2.4                       |
| Avg. Stride Length [m] | 6.2                      | 7.6                      | 7.4                      | 7.4                      | 7.4                       | 7.4                       | 7.0                       |



- [ ] Ranking at each section and finish
- .-.- No data available at this section
- NA No data available



|                                |                 |
|--------------------------------|-----------------|
| Horse/Jockey Name              | Half Crown      |
| Final Rank                     | 4               |
| Fastest Section Time (Section) | 0:11.28 (1200m) |
| Top Speed [km/h] (Section)     | 65.3 (1200m)    |
| Race State                     | Finished        |



Sunshine Coast QLD Professional

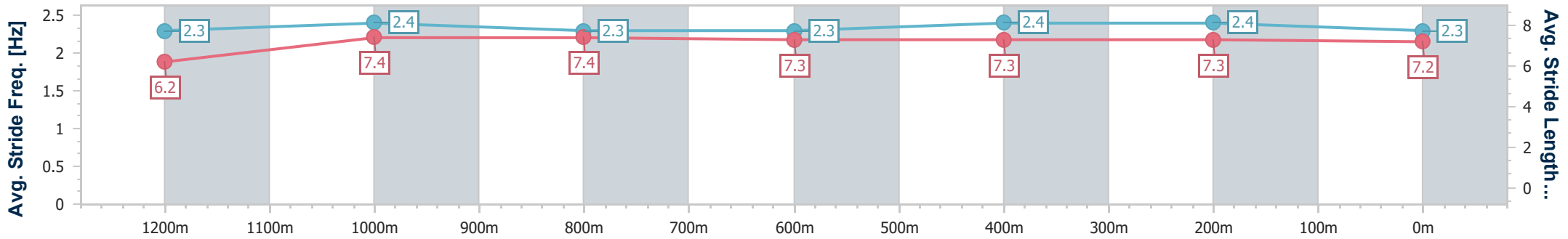
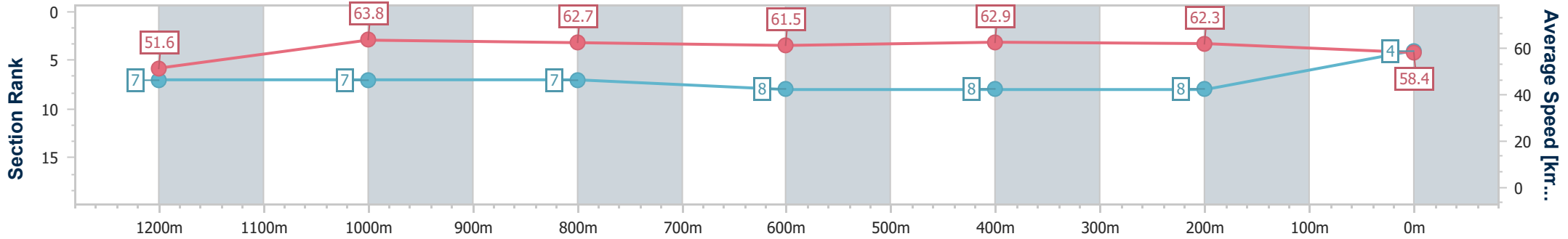
Race 5: DOUBLE R GROUP BENCHMARK 65 Handicap - 1400m



27 September 2024 - 20:00

Track Rating: Soft 5, Weather: Overcast, Rail Position: +2m Entire

| Section                | Overall                  | 1200m                    | 1000m                    | 800m                     | 600m                     | 400m                     | 200m                     |
|------------------------|--------------------------|--------------------------|--------------------------|--------------------------|--------------------------|--------------------------|--------------------------|
| Section Times          | 1:24.34 [4]<br>(0:13.95) | 1:10.39 [7]<br>(0:11.28) | 0:59.11 [7]<br>(0:11.63) | 0:47.48 [7]<br>(0:11.98) | 0:35.50 [8]<br>(0:11.62) | 0:23.88 [8]<br>(0:11.53) | 0:12.35 [8]<br>(0:12.35) |
| Average Speed [km/h]   | 51.6                     | 63.8                     | 62.7                     | 61.5                     | 62.9                     | 62.3                     | 58.4                     |
| Top Speed [km/h]       | 65.0                     | 65.3                     | 64.1                     | 63.4                     | 64.4                     | 63.6                     | 60.8                     |
| Avg. Dist. to Rail [m] | 4.9                      | 4.4                      | 4.8                      | 4.2                      | 2.1                      | 4.9                      | 6.4                      |
| Avg. Stride Freq. [Hz] | 2.3                      | 2.4                      | 2.3                      | 2.3                      | 2.4                      | 2.4                      | 2.3                      |
| Avg. Stride Length [m] | 6.2                      | 7.4                      | 7.4                      | 7.3                      | 7.3                      | 7.3                      | 7.2                      |



- [ ] Ranking at each section and finish
- .-.- No data available at this section
- NA No data available





|                                |                 |
|--------------------------------|-----------------|
| Horse/Jockey Name              | Keepmeinthelepe |
| Final Rank                     | 5               |
| Fastest Section Time (Section) | 0:11.23 (1200m) |
| Top Speed [km/h] (Section)     | 66.2 (1200m)    |
| Race State                     | Finished        |



Sunshine Coast QLD Professional

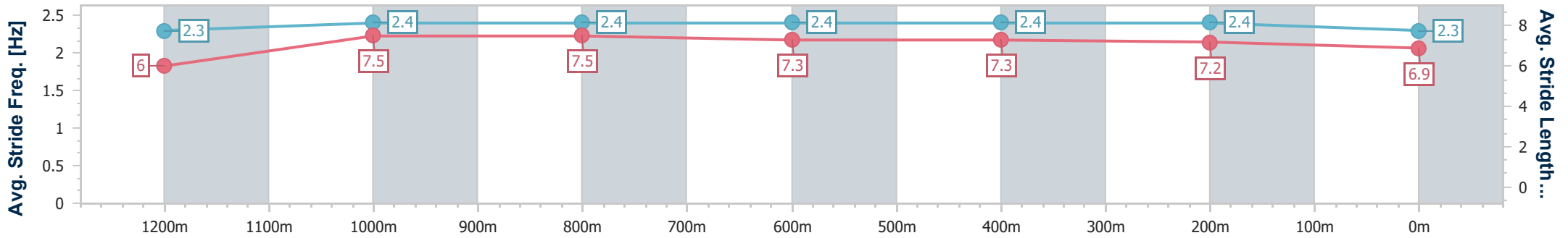
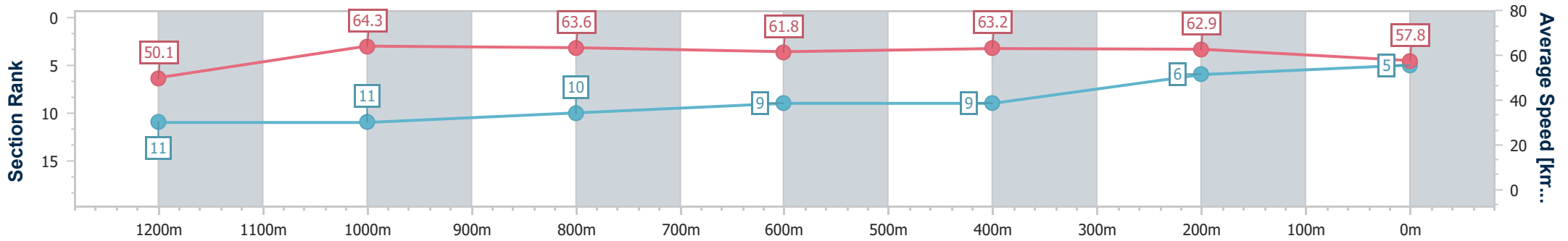
Race 5: DOUBLE R GROUP BENCHMARK 65 Handicap - 1400m



27 September 2024 - 20:00

Track Rating: Soft 5, Weather: Overcast, Rail Position: +2m Entire

| Section                | Overall                  | 1200m                     | 1000m                     | 800m                      | 600m                     | 400m                     | 200m                     |
|------------------------|--------------------------|---------------------------|---------------------------|---------------------------|--------------------------|--------------------------|--------------------------|
| Section Times          | 1:24.43 [5]<br>(0:14.38) | 1:10.05 [11]<br>(0:11.23) | 0:58.82 [11]<br>(0:11.42) | 0:47.40 [10]<br>(0:11.90) | 0:35.50 [9]<br>(0:11.59) | 0:23.91 [9]<br>(0:11.44) | 0:12.47 [6]<br>(0:12.47) |
| Average Speed [km/h]   | 50.1                     | 64.3                      | 63.6                      | 61.8                      | 63.2                     | 62.9                     | 57.8                     |
| Top Speed [km/h]       | 63.8                     | 66.2                      | 64.9                      | 63.1                      | 64.6                     | 64.2                     | 61.0                     |
| Avg. Dist. to Rail [m] | 10.6                     | 4.6                       | 3.9                       | 3.8                       | 2.6                      | 6.8                      | 9.5                      |
| Avg. Stride Freq. [Hz] | 2.3                      | 2.4                       | 2.4                       | 2.4                       | 2.4                      | 2.4                      | 2.3                      |
| Avg. Stride Length [m] | 6.0                      | 7.5                       | 7.5                       | 7.3                       | 7.3                      | 7.2                      | 6.9                      |



- [ ] Ranking at each section and finish
- .-.- No data available at this section
- NA No data available



|                                |                  |
|--------------------------------|------------------|
| Horse/Jockey Name              | Whistling Spirit |
| Final Rank                     | 6                |
| Fastest Section Time (Section) | 0:11.00 (1200m)  |
| Top Speed [km/h] (Section)     | 66.2 (1200m)     |
| Race State                     | Finished         |



Sunshine Coast QLD Professional

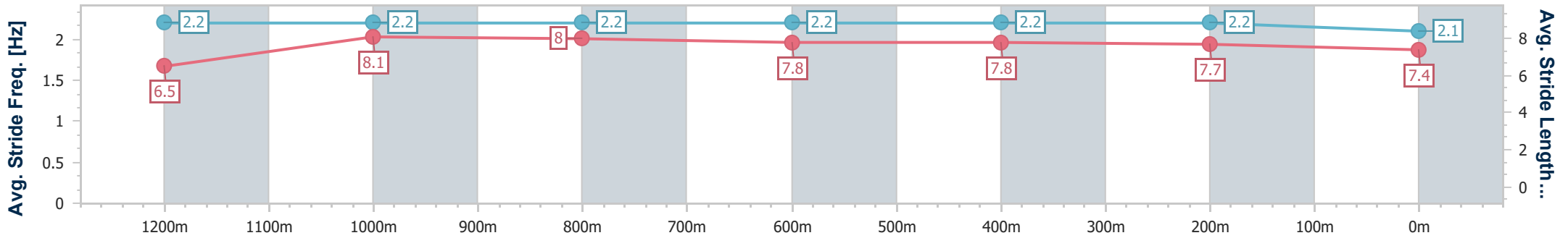
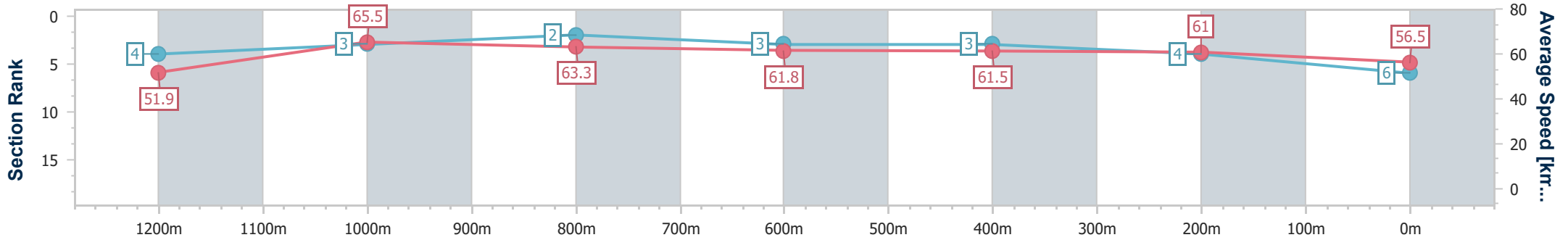
Race 5: DOUBLE R GROUP BENCHMARK 65 Handicap - 1400m



27 September 2024 - 20:00

Track Rating: Soft 5, Weather: Overcast, Rail Position: +2m Entire

| Section                | Overall                  | 1200m                    | 1000m                    | 800m                     | 600m                     | 400m                     | 200m                     |
|------------------------|--------------------------|--------------------------|--------------------------|--------------------------|--------------------------|--------------------------|--------------------------|
| Section Times          | 1:24.48 [6]<br>(0:13.84) | 1:10.64 [4]<br>(0:11.00) | 0:59.64 [3]<br>(0:11.45) | 0:48.19 [2]<br>(0:11.80) | 0:36.39 [3]<br>(0:11.89) | 0:24.50 [3]<br>(0:11.77) | 0:12.73 [4]<br>(0:12.73) |
| Average Speed [km/h]   | 51.9                     | 65.5                     | 63.3                     | 61.8                     | 61.5                     | 61.0                     | 56.5                     |
| Top Speed [km/h]       | 66.0                     | 66.2                     | 64.4                     | 62.8                     | 62.0                     | 62.2                     | 59.3                     |
| Avg. Dist. to Rail [m] | 8.2                      | 5.2                      | 2.6                      | 2.2                      | 2.3                      | 5.4                      | 5.8                      |
| Avg. Stride Freq. [Hz] | 2.2                      | 2.2                      | 2.2                      | 2.2                      | 2.2                      | 2.2                      | 2.1                      |
| Avg. Stride Length [m] | 6.5                      | 8.1                      | 8.0                      | 7.8                      | 7.8                      | 7.7                      | 7.4                      |



- [ ] Ranking at each section and finish
- .-.- No data available at this section
- NA No data available



|                                |                 |
|--------------------------------|-----------------|
| Horse/Jockey Name              | Grey Ice        |
| Final Rank                     | 7               |
| Fastest Section Time (Section) | 0:11.27 (1200m) |
| Top Speed [km/h] (Section)     | 64.9 (1200m)    |
| Race State                     | Finished        |



Sunshine Coast QLD Professional

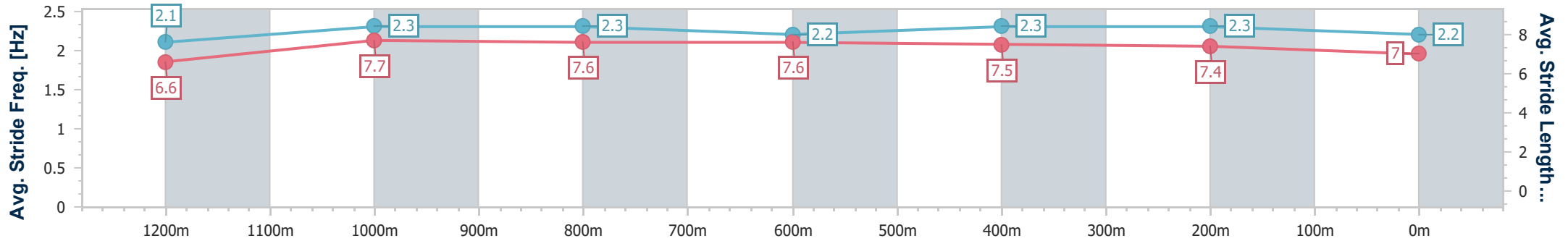
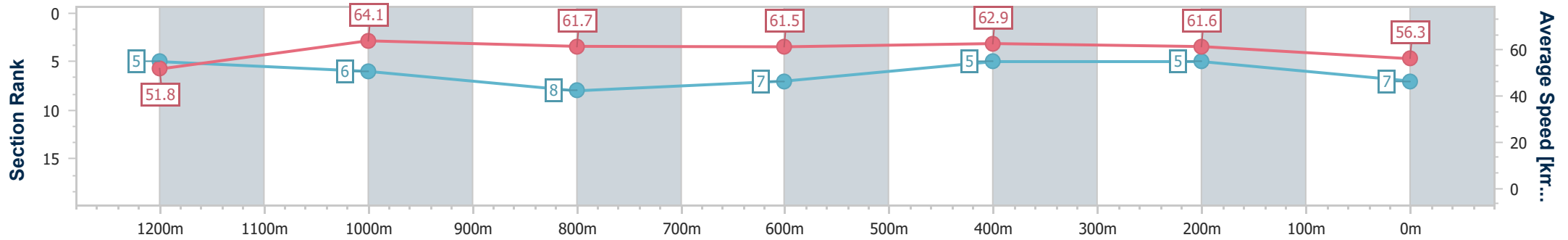
Race 5: DOUBLE R GROUP BENCHMARK 65 Handicap - 1400m



27 September 2024 - 20:00

Track Rating: Soft 5, Weather: Overcast, Rail Position: +2m Entire

| Section                | Overall                  | 1200m                    | 1000m                    | 800m                     | 600m                     | 400m                     | 200m                     |
|------------------------|--------------------------|--------------------------|--------------------------|--------------------------|--------------------------|--------------------------|--------------------------|
| Section Times          | 1:24.67 [7]<br>(0:13.89) | 1:10.78 [5]<br>(0:11.27) | 0:59.51 [6]<br>(0:11.70) | 0:47.81 [8]<br>(0:11.84) | 0:35.97 [7]<br>(0:11.47) | 0:24.50 [5]<br>(0:11.70) | 0:12.80 [5]<br>(0:12.80) |
| Average Speed [km/h]   | 51.8                     | 64.1                     | 61.7                     | 61.5                     | 62.9                     | 61.6                     | 56.3                     |
| Top Speed [km/h]       | 64.4                     | 64.9                     | 63.0                     | 62.0                     | 64.4                     | 63.6                     | 59.3                     |
| Avg. Dist. to Rail [m] | 3.8                      | 2.8                      | 2.2                      | 1.5                      | 0.5                      | 3.0                      | 3.1                      |
| Avg. Stride Freq. [Hz] | 2.1                      | 2.3                      | 2.3                      | 2.2                      | 2.3                      | 2.3                      | 2.2                      |
| Avg. Stride Length [m] | 6.6                      | 7.7                      | 7.6                      | 7.6                      | 7.5                      | 7.4                      | 7.0                      |



- [ ] Ranking at each section and finish
- .-.- No data available at this section
- NA No data available



|                                |                 |
|--------------------------------|-----------------|
| Horse/Jockey Name              | Mambo Dancer    |
| Final Rank                     | 8               |
| Fastest Section Time (Section) | 0:11.20 (1200m) |
| Top Speed [km/h] (Section)     | 65.2 (1200m)    |
| Race State                     | Finished        |



Sunshine Coast QLD Professional

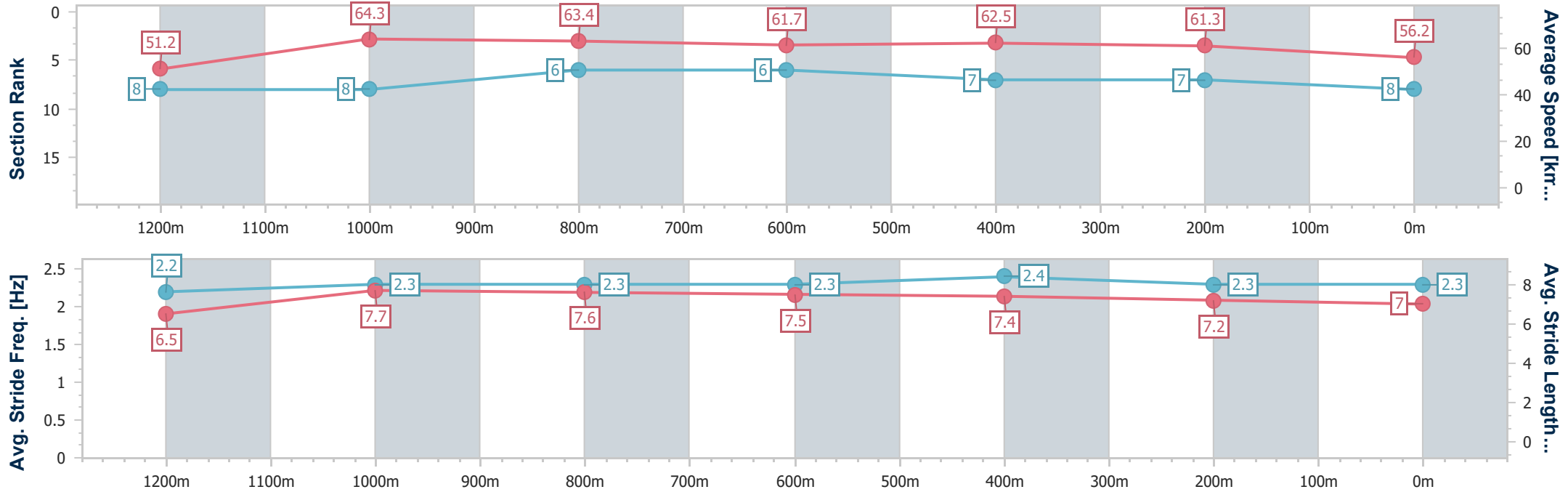
Race 5: DOUBLE R GROUP BENCHMARK 65 Handicap - 1400m



27 September 2024 - 20:00

Track Rating: Soft 5, Weather: Overcast, Rail Position: +2m Entire

| Section                | Overall                  | 1200m                    | 1000m                    | 800m                     | 600m                     | 400m                     | 200m                     |
|------------------------|--------------------------|--------------------------|--------------------------|--------------------------|--------------------------|--------------------------|--------------------------|
| Section Times          | 1:24.77 [8]<br>(0:14.11) | 1:10.66 [8]<br>(0:11.20) | 0:59.46 [8]<br>(0:11.44) | 0:48.02 [6]<br>(0:11.84) | 0:36.18 [6]<br>(0:11.65) | 0:24.53 [7]<br>(0:11.75) | 0:12.78 [7]<br>(0:12.78) |
| Average Speed [km/h]   | 51.2                     | 64.3                     | 63.4                     | 61.7                     | 62.5                     | 61.3                     | 56.2                     |
| Top Speed [km/h]       | 64.1                     | 65.2                     | 64.7                     | 63.2                     | 63.1                     | 62.8                     | 59.3                     |
| Avg. Dist. to Rail [m] | 9.5                      | 4.8                      | 4.2                      | 2.4                      | 1.8                      | 6.8                      | 8.8                      |
| Avg. Stride Freq. [Hz] | 2.2                      | 2.3                      | 2.3                      | 2.3                      | 2.4                      | 2.3                      | 2.3                      |
| Avg. Stride Length [m] | 6.5                      | 7.7                      | 7.6                      | 7.5                      | 7.4                      | 7.2                      | 7.0                      |



- [ ] Ranking at each section and finish
- .-.- No data available at this section
- NA No data available



|                                |                 |
|--------------------------------|-----------------|
| Horse/Jockey Name              | All The Shops   |
| Final Rank                     | 9               |
| Fastest Section Time (Section) | 0:11.27 (1200m) |
| Top Speed [km/h] (Section)     | 65.4 (1200m)    |
| Race State                     | Finished        |



Sunshine Coast QLD Professional

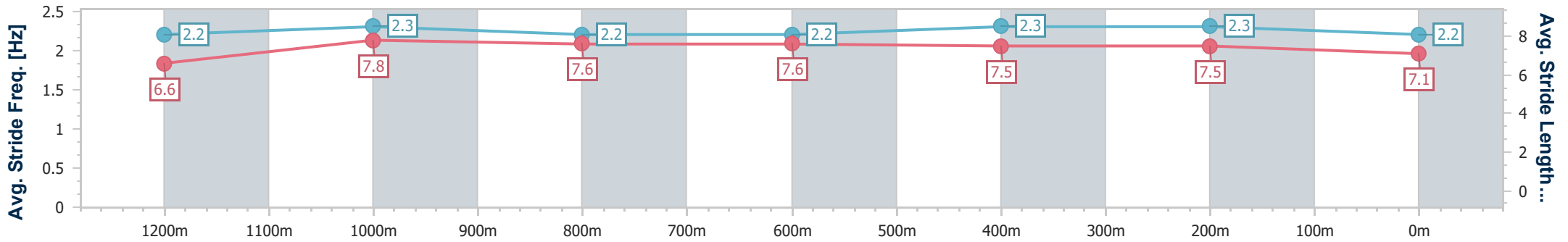
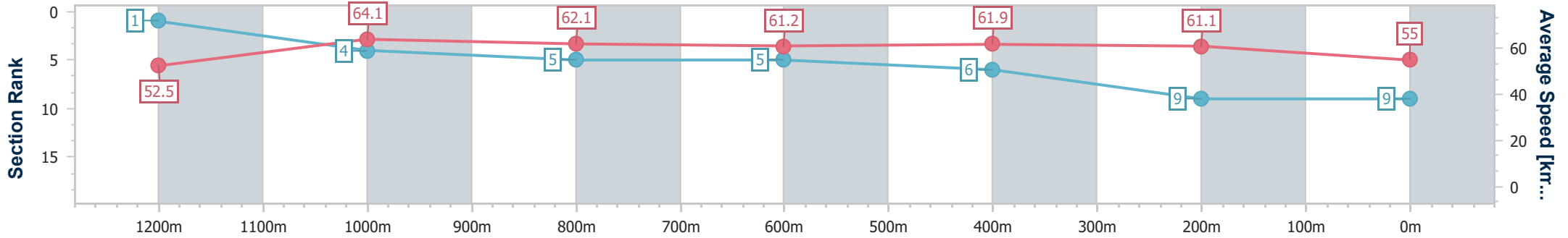
Race 5: DOUBLE R GROUP BENCHMARK 65 Handicap - 1400m



27 September 2024 - 20:00

Track Rating: Soft 5, Weather: Overcast, Rail Position: +2m Entire

| Section                | Overall                  | 1200m                    | 1000m                    | 800m                     | 600m                     | 400m                     | 200m                     |
|------------------------|--------------------------|--------------------------|--------------------------|--------------------------|--------------------------|--------------------------|--------------------------|
| Section Times          | 1:25.06 [9]<br>(0:13.70) | 1:11.36 [1]<br>(0:11.27) | 1:00.09 [4]<br>(0:11.66) | 0:48.43 [5]<br>(0:11.88) | 0:36.55 [5]<br>(0:11.72) | 0:24.83 [6]<br>(0:11.79) | 0:13.04 [9]<br>(0:13.04) |
| Average Speed [km/h]   | 52.5                     | 64.1                     | 62.1                     | 61.2                     | 61.9                     | 61.1                     | 55.0                     |
| Top Speed [km/h]       | 65.4                     | 65.4                     | 62.8                     | 62.5                     | 62.7                     | 62.4                     | 58.4                     |
| Avg. Dist. to Rail [m] | 5.3                      | 3.1                      | 2.6                      | 1.8                      | 1.4                      | 3.6                      | 4.3                      |
| Avg. Stride Freq. [Hz] | 2.2                      | 2.3                      | 2.2                      | 2.2                      | 2.3                      | 2.3                      | 2.2                      |
| Avg. Stride Length [m] | 6.6                      | 7.8                      | 7.6                      | 7.6                      | 7.5                      | 7.5                      | 7.1                      |



- [ ] Ranking at each section and finish
- .-.- No data available at this section
- NA No data available



|                                |                  |
|--------------------------------|------------------|
| Horse/Jockey Name              | Arizona Dreaming |
| Final Rank                     | 10               |
| Fastest Section Time (Section) | 0:11.31 (1200m)  |
| Top Speed [km/h] (Section)     | 65.5 (Overall)   |
| Race State                     | Finished         |



Sunshine Coast QLD Professional

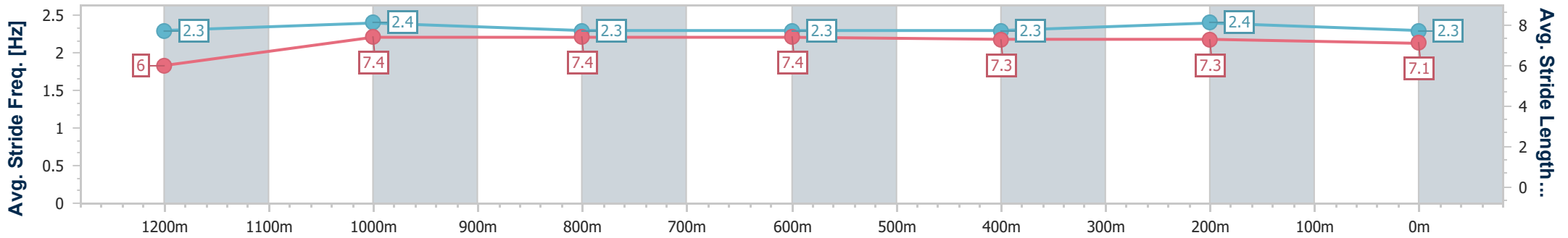
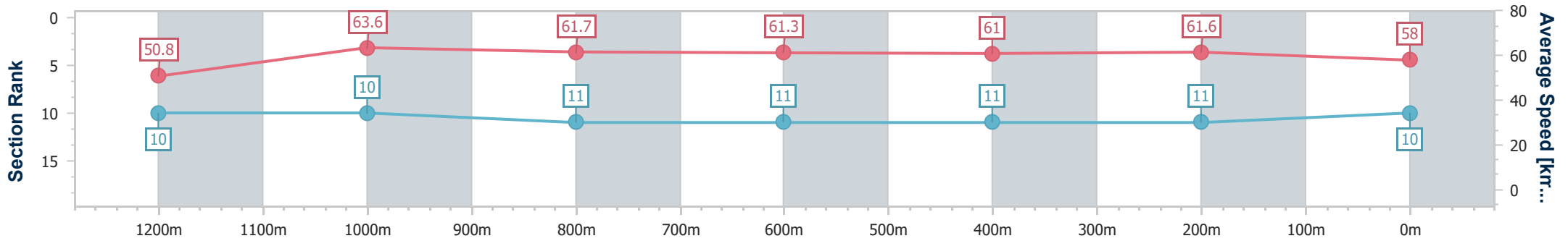
Race 5: DOUBLE R GROUP BENCHMARK 65 Handicap - 1400m



27 September 2024 - 20:00

Track Rating: Soft 5, Weather: Overcast, Rail Position: +2m Entire

| Section                | Overall                   | 1200m                     | 1000m                     | 800m                      | 600m                      | 400m                      | 200m                      |
|------------------------|---------------------------|---------------------------|---------------------------|---------------------------|---------------------------|---------------------------|---------------------------|
| Section Times          | 1:25.12 [10]<br>(0:14.24) | 1:10.88 [10]<br>(0:11.31) | 0:59.57 [10]<br>(0:11.75) | 0:47.82 [11]<br>(0:11.83) | 0:35.99 [11]<br>(0:11.88) | 0:24.11 [11]<br>(0:11.68) | 0:12.43 [11]<br>(0:12.43) |
| Average Speed [km/h]   | 50.8                      | 63.6                      | 61.7                      | 61.3                      | 61.0                      | 61.6                      | 58.0                      |
| Top Speed [km/h]       | 65.5                      | 65.1                      | 63.3                      | 62.5                      | 62.2                      | 63.3                      | 60.4                      |
| Avg. Dist. to Rail [m] | 7.2                       | 3.1                       | 2.8                       | 1.7                       | 1.1                       | 3.3                       | 5.4                       |
| Avg. Stride Freq. [Hz] | 2.3                       | 2.4                       | 2.3                       | 2.3                       | 2.3                       | 2.4                       | 2.3                       |
| Avg. Stride Length [m] | 6.0                       | 7.4                       | 7.4                       | 7.4                       | 7.3                       | 7.3                       | 7.1                       |



- [ ] Ranking at each section and finish
- .-.- No data available at this section
- NA No data available



|                                |                 |
|--------------------------------|-----------------|
| Horse/Jockey Name              | Smokin' De Quo  |
| Final Rank                     | 11              |
| Fastest Section Time (Section) | 0:11.05 (1200m) |
| Top Speed [km/h] (Section)     | 66.8 (1200m)    |
| Race State                     | Finished        |



Sunshine Coast QLD Professional

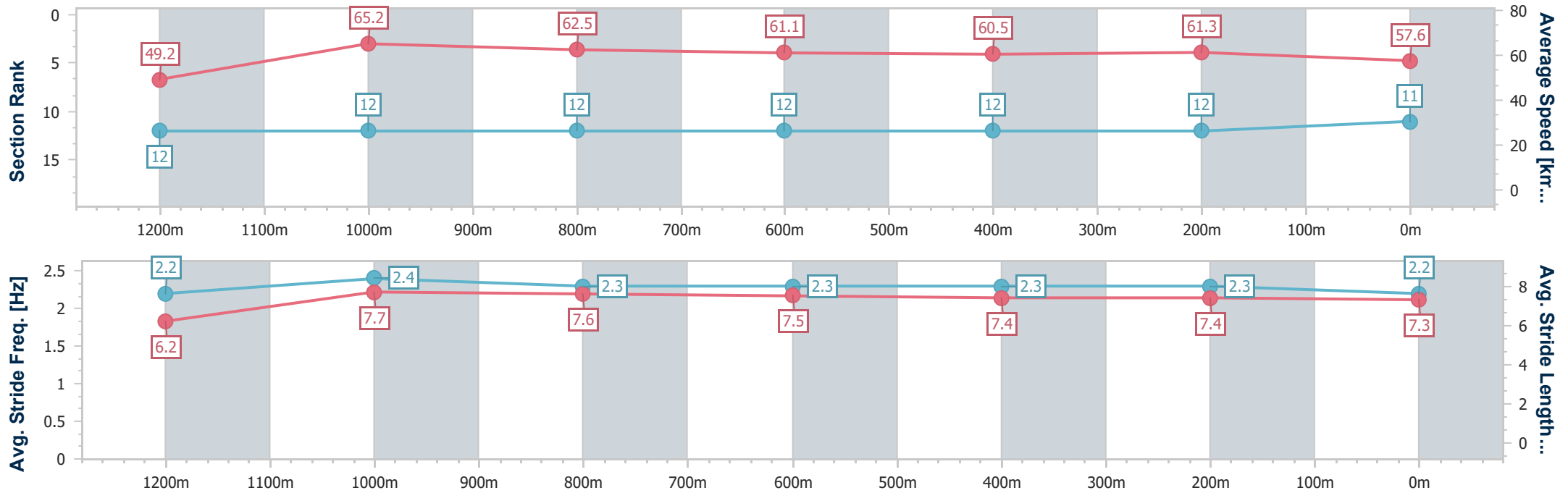
Race 5: DOUBLE R GROUP BENCHMARK 65 Handicap - 1400m



27 September 2024 - 20:00

Track Rating: Soft 5, Weather: Overcast, Rail Position: +2m Entire

| Section                | Overall                   | 1200m                     | 1000m                     | 800m                      | 600m                      | 400m                      | 200m                      |
|------------------------|---------------------------|---------------------------|---------------------------|---------------------------|---------------------------|---------------------------|---------------------------|
| Section Times          | 1:25.46 [11]<br>(0:14.64) | 1:10.82 [12]<br>(0:11.05) | 0:59.77 [12]<br>(0:11.63) | 0:48.14 [12]<br>(0:11.92) | 0:36.22 [12]<br>(0:11.99) | 0:24.23 [12]<br>(0:11.75) | 0:12.48 [12]<br>(0:12.48) |
| Average Speed [km/h]   | 49.2                      | 65.2                      | 62.5                      | 61.1                      | 60.5                      | 61.3                      | 57.6                      |
| Top Speed [km/h]       | 64.8                      | 66.8                      | 64.0                      | 61.8                      | 60.9                      | 62.1                      | 60.7                      |
| Avg. Dist. to Rail [m] | 12.0                      | 3.3                       | 2.7                       | 2.2                       | 1.3                       | 2.7                       | 4.5                       |
| Avg. Stride Freq. [Hz] | 2.2                       | 2.4                       | 2.3                       | 2.3                       | 2.3                       | 2.3                       | 2.2                       |
| Avg. Stride Length [m] | 6.2                       | 7.7                       | 7.6                       | 7.5                       | 7.4                       | 7.4                       | 7.3                       |



- [ ] Ranking at each section and finish
- .-.- No data available at this section
- NA No data available



|                                |                 |
|--------------------------------|-----------------|
| Horse/Jockey Name              | Belistic Man    |
| Final Rank                     | 12              |
| Fastest Section Time (Section) | 0:10.75 (1200m) |
| Top Speed [km/h] (Section)     | 69.5 (1200m)    |
| Race State                     | Finished        |



Sunshine Coast QLD Professional

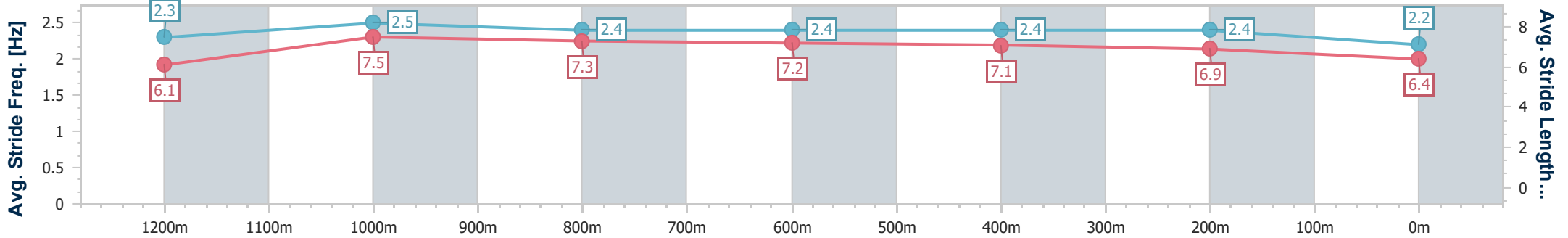
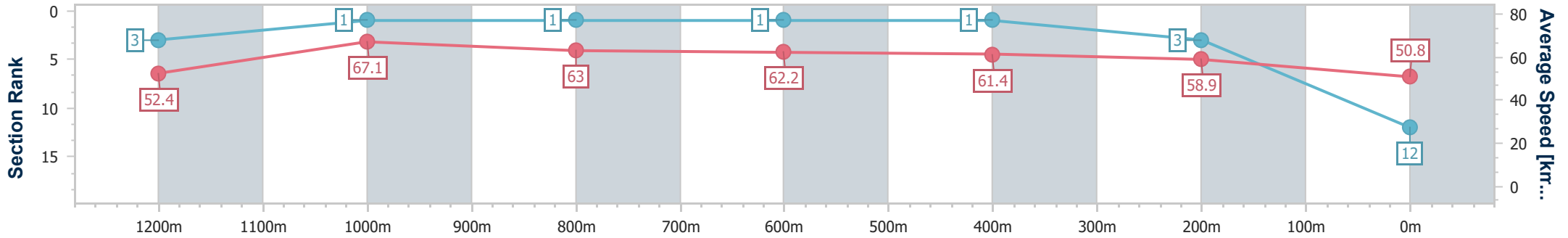
Race 5: DOUBLE R GROUP BENCHMARK 65 Handicap - 1400m



27 September 2024 - 20:00

Track Rating: Soft 5, Weather: Overcast, Rail Position: +2m Entire

| Section                | Overall                   | 1200m                    | 1000m                    | 800m                     | 600m                     | 400m                     | 200m                     |
|------------------------|---------------------------|--------------------------|--------------------------|--------------------------|--------------------------|--------------------------|--------------------------|
| Section Times          | 1:25.89 [12]<br>(0:13.77) | 1:12.12 [3]<br>(0:10.75) | 1:01.37 [1]<br>(0:11.50) | 0:49.87 [1]<br>(0:11.71) | 0:38.16 [1]<br>(0:11.75) | 0:26.41 [1]<br>(0:12.21) | 0:14.20 [3]<br>(0:14.20) |
| Average Speed [km/h]   | 52.4                      | 67.1                     | 63.0                     | 62.2                     | 61.4                     | 58.9                     | 50.8                     |
| Top Speed [km/h]       | 69.4                      | 69.5                     | 64.6                     | 63.5                     | 62.3                     | 61.5                     | 55.6                     |
| Avg. Dist. to Rail [m] | 12.2                      | 5.2                      | 2.5                      | 1.9                      | 0.7                      | 2.5                      | 2.0                      |
| Avg. Stride Freq. [Hz] | 2.3                       | 2.5                      | 2.4                      | 2.4                      | 2.4                      | 2.4                      | 2.2                      |
| Avg. Stride Length [m] | 6.1                       | 7.5                      | 7.3                      | 7.2                      | 7.1                      | 6.9                      | 6.4                      |



- [ ] Ranking at each section and finish
- .-.- No data available at this section
- NA No data available