



Sunshine Coast QLD Professional

Race 7: BATHERSBY LEGAL Class 2 Plate - 1800m

27 September 2024 - 21:01



Track Rating: Soft 5, Weather: Overcast, Rail Position: +2m Entire

| Section | | Field Times | | | | | | | | | | | | |
|----------------------|----------------------|--|----------------------|----------------------|----------------------|---------------------------|---------------------------|---------------------------|---------------------------|---------------------------|---------------------------|---------------------------|------------------------|----|
| Overall | 1600m | 1400m | 1200m | 1000m | 800m | 600m | Last 600m | | | | | | | |
| 1:50.97 (0:14.13) | 1:36.84 (0:11.34) | 1:25.50 (0:11.42) | 1:14.08 (0:12.17) | 1:01.91 (0:12.40) | 0:49.51 (0:12.37) | 0:37.14 (0:12.06) | 0:37.14 | | | | | | | |
| Rank | TAB | Horse/Jockey | Barrier | Top Speed [km/h] | Fastest Section | | | | | | | | Distance Travelled [m] | |
| 1 | 8 | LOYALTY COUNTS Angela Jones | 8 | 65.3 1600m | 0:11.34 1600m | 1:50.97 [1] (0:14.13) | 1:36.84 [1] (0:11.34) | 1:25.50 [1] (0:11.42) | 1:14.08 [1] (0:12.17) | 1:01.91 [1] (0:12.40) | 0:49.51 [1] (0:12.37) | 0:37.14 [1] (0:12.06) | 0:37.14 | |
| 2 | 3 | RING BEARER Nikita Beriman | 5 | 63.8 1600m | 0:11.54 1600m | 1:51.05 [2] (0:14.18) | 1:36.87 [2] (0:11.54) | 1:25.33 [3] (0:11.67) | 1:13.66 [4] (0:12.27) | 1:01.39 [4] (0:12.58) | 0:48.81 [4] (0:12.53) | 0:36.28 [4] (0:11.91) | 0:36.28 | +0 |
| 3 | 13 | WANDA'S OUTLAW Ron Stewart | 10 | 65.2 1600m | 0:11.51 1600m | 1:51.10 [3] (0:14.38) | 1:36.72 [5] (0:11.51) | 1:25.21 [5] (0:11.79) | 1:13.42 [5] (0:12.26) | 1:01.16 [5] (0:12.55) | 0:48.61 [5] (0:12.34) | 0:36.27 [5] (0:11.81) | 0:36.27 | +6 |
| 4 | 10 | TRAUTMAN Kyle Wilson-Taylor | 4 | 64.5 1600m | 0:11.59 1600m | 1:51.43 [4] (0:14.67) | 1:36.76 [8] (0:11.59) | 1:25.17 [9] (0:11.87) | 1:13.30 [9] (0:12.35) | 1:00.95 [8] (0:12.39) | 0:48.56 [8] (0:12.27) | 0:36.29 [7] (0:11.84) | 0:36.29 | +3 |
| 5 | 16 | MINGARDOS Samantha Collett | 15 | 66.7 1600m | 0:11.25 1600m | 1:51.51 [5] (0:14.24) | 1:37.27 [3] (0:11.25) | 1:26.02 [2] (0:11.58) | 1:14.44 [2] (0:12.28) | 1:02.16 [2] (0:12.40) | 0:49.76 [2] (0:12.41) | 0:37.35 [2] (0:12.26) | 0:37.35 | +5 |
| 6 | 17 | GINASUE Georgina Cartwright | 13 | 66.2 1600m | 0:11.35 1600m | 1:51.67 [6] (0:14.89) | 1:36.78 [10] (0:11.35) | 1:25.43 [8] (0:11.89) | 1:13.54 [8] (0:12.43) | 1:01.11 [9] (0:12.41) | 0:48.70 [9] (0:12.32) | 0:36.38 [9] (0:11.83) | 0:36.38 | +9 |
| 7 | 5 | ARTZINO Corey Bayliss | 2 | 64.6 1600m | 0:11.34 1600m | 1:51.78 [7] (0:15.14) | 1:36.64 [11] (0:11.34) | 1:25.30 [10] (0:11.95) | 1:13.35 [11] (0:12.28) | 1:01.07 [11] (0:12.51) | 0:48.56 [11] (0:12.15) | 0:36.41 [10] (0:11.72) | 0:36.41 | -1 |
| 8 | 14 | FREEMAN Robbie Dolan | 3 | 63.5 1600m | 0:11.65 1600m | 1:52.05 [8] (0:14.42) | 1:37.63 [6] (0:11.65) | 1:25.98 [6] (0:11.79) | 1:14.19 [6] (0:12.37) | 1:01.82 [6] (0:12.50) | 0:49.32 [6] (0:12.40) | 0:36.92 [6] (0:11.92) | 0:36.92 | -3 |
| 9 | 2 | GULF OF SIDRA Corey Sutherland | 7 | 63.4 1600m | 0:11.59 1600m | 1:52.76 [9] (0:14.50) | 1:38.26 [7] (0:11.59) | 1:26.67 [7] (0:11.89) | 1:14.78 [7] (0:12.36) | 1:02.42 [7] (0:12.45) | 0:49.97 [7] (0:12.39) | 0:37.58 [8] (0:12.01) | 0:37.58 | +4 |
| 10 | 9 | TERMITE Alisha Donald | 6 | 64.3 1400m | 0:11.72 1600m | 1:53.14 [10] (0:14.81) | 1:38.33 [9] (0:11.72) | 1:26.61 [11] (0:11.87) | 1:14.74 [10] (0:12.27) | 1:02.47 [10] (0:12.51) | 0:49.96 [10] (0:12.35) | 0:37.61 [11] (0:12.03) | 0:37.61 | +5 |

Scratched: Gold Prince (#1), Rocked (#4), Jenny's Rose (#15), Flic En Flac (#12), Embolden (#7), Whyteepee (#11)

[] Ranking at each section and finish
 -:-:- No data available at this section
 NA No data available

SCN Saddle cloth number
 DNF Did not finish
 DNT Did not track



Sunshine Coast QLD Professional
Race 7: BATHERSBY LEGAL Class 2 Plate - 1800m
 27 September 2024 - 21:01



Track Rating: Soft 5, Weather: Overcast, Rail Position: +2m Entire

| Section | Overall | 1600m | 1400m | 1200m | 1000m | 800m | 600m | Last 600m | | | | | | |
|-------------|----------------------|---------------------------------|----------------------|----------------------|----------------------|---------------------------|--------------------------|--------------------------|--------------------------|--------------------------|--------------------------|--------------------------|---------|----|
| Field Times | 1:50.97 (0:14.13) | 1:36.84 (0:11.34) | 1:25.50 (0:11.42) | 1:14.08 (0:12.17) | 1:01.91 (0:12.40) | 0:49.51 (0:12.37) | 0:37.14 (0:12.06) | 0:37.14 | | | | | | |
| Rank | TAB | Horse/Jockey | Barrier | Top Speed [km/h] | Fastest Section | | | | Distance Travelled [m] | | | | | |
| 11 | 6 | BIG BAY WOLF Dan McGillivray | 9 | 64.9 1600m | 0:11.45 1600m | 1:54.36 [11] (0:14.31) | 1:40.05 [4] (0:11.45) | 1:28.60 [4] (0:11.59) | 1:17.01 [3] (0:12.22) | 1:04.79 [3] (0:12.58) | 0:52.21 [3] (0:12.60) | 0:39.61 [3] (0:12.15) | 0:39.61 | +3 |

Scratched: Gold Prince (#1), Rocked (#4), Jenny's Rose (#15), Flic En Flac (#12), Embolden (#7), Whyteepee (#11)

[] Ranking at each section and finish
 -:-:- No data available at this section
 NA No data available

SCN Saddle cloth number
 DNF Did not finish
 DNT Did not track



Sunshine Coast QLD Professional

Race 7: BATHERSBY LEGAL Class 2 Plate - 1800m

27 September 2024 - 21:01



Track Rating: Soft 5, Weather: Overcast, Rail Position: +2m Entire

| Section | | | | 400m | 200m | | | Last 600m | | | |
|-------------|-----|--|---------|----------------------|----------------------|---------------------------|---------------------------|-----------|--|------------------------|------------|
| Field Times | | | | 0:25.08 (0:12.15) | 0:12.93 (0:12.93) | | | 0:37.14 | | | |
| Rank | TAB | Horse/Jockey | Barrier | Top Speed [km/h] | Fastest Section | Margin | | | | Distance Travelled [m] | |
| 1 | 8 | LOYALTY COUNTS Angela Jones | 8 | 65.3 1600m | 0:11.34 1600m | 0:25.08 [1] (0:12.15) | 0:12.93 [1] (0:12.93) | 1:50.97 | | | 0:37.14 |
| 2 | 3 | RING BEARER Nikita Beriman | 5 | 63.8 1600m | 0:11.54 1600m | 0:24.37 [4] (0:11.90) | 0:12.47 [3] (0:12.47) | 0.4L | | | 0:36.28 +0 |
| 3 | 13 | WANDA'S OUTLAW Ron Stewart | 10 | 65.2 1600m | 0:11.51 1600m | 0:24.46 [3] (0:11.84) | 0:12.62 [2] (0:12.62) | 0.6L | | | 0:36.27 +6 |
| 4 | 10 | TRAUTMAN Kyle Wilson-Taylor | 4 | 64.5 1600m | 0:11.59 1600m | 0:24.45 [6] (0:11.93) | 0:12.52 [5] (0:12.52) | 2.4L | | | 0:36.29 +3 |
| 5 | 16 | MINGARDOS Samantha Collett | 15 | 66.7 1600m | 0:11.25 1600m | 0:25.09 [2] (0:12.26) | 0:12.83 [4] (0:12.83) | 2.7L | | | 0:37.35 +5 |
| 6 | 17 | GINASUE Georgina Cartwright | 13 | 66.2 1600m | 0:11.35 1600m | 0:24.55 [9] (0:11.92) | 0:12.63 [7] (0:12.63) | 3.5L | | | 0:36.38 +9 |
| 7 | 5 | ARTZINO Corey Bayliss | 2 | 64.6 1600m | 0:11.34 1600m | 0:24.69 [8] (0:11.99) | 0:12.70 [8] (0:12.70) | 4L | | | 0:36.41 -1 |
| 8 | 14 | FREEMAN Robbie Dolan | 3 | 63.5 1600m | 0:11.65 1600m | 0:25.00 [7] (0:11.92) | 0:13.08 [6] (0:13.08) | 5.5L | | | 0:36.92 -3 |
| 9 | 2 | GULF OF SIDRA Corey Sutherland | 7 | 63.4 1600m | 0:11.59 1600m | 0:25.57 [10] (0:12.14) | 0:13.43 [9] (0:13.43) | 9.5L | | | 0:37.58 +4 |
| 10 | 9 | TERMITE Alisha Donald | 6 | 64.3 1400m | 0:11.72 1600m | 0:25.58 [11] (0:12.31) | 0:13.27 [11] (0:13.27) | 11.5L | | | 0:37.61 +5 |

Scratched: Gold Prince (#1), Rocked (#4), Jenny's Rose (#15), Flic En Flac (#12), Embolden (#7), Whyteepee (#11)

[] Ranking at each section and finish
 -:-:- No data available at this section
 NA No data available

SCN Saddle cloth number
 DNF Did not finish
 DNT Did not track



Sunshine Coast QLD Professional
Race 7: BATHERSBY LEGAL Class 2 Plate - 1800m
 27 September 2024 - 21:01



Track Rating: Soft 5, Weather: Overcast, Rail Position: +2m Entire

| Section | | 400m | 200m | | | Last 600m | | | |
|-------------|-----------------------|----------------------|----------------------|-----------------|-------------|------------------------|-------|---------|----|
| Field Times | | 0:25.08 (0:12.15) | 0:12.93 (0:12.93) | | | 0:37.14 | | | |
| Rank | TAB Horse/Jockey | Barrier | Top Speed [km/h] | Fastest Section | Margin | Distance Travelled [m] | | | |
| 11 | 6 BIG BAY WOLF | 9 | 64.9 | 0:11.45 | 0:27.46 [5] | 0:14.97 [10] | 18.5L | 0:39.61 | +3 |
| | Dan McGillivray | | 1600m | 1600m | (0:12.49) | (0:14.97) | | | |

Scratched: Gold Prince (#1), Rocked (#4), Jenny's Rose (#15), Flic En Flac (#12), Embolden (#7), Whyteepee (#11)

[] Ranking at each section and finish
 -:-:- No data available at this section
 NA No data available

SCN Saddle cloth number
 DNF Did not finish
 DNT Did not track



| | |
|--------------------------------|-----------------|
| Horse/Jockey Name | Loyalty Counts |
| Final Rank | 1 |
| Fastest Section Time (Section) | 0:11.34 (1600m) |
| Top Speed [km/h] (Section) | 65.3 (1600m) |
| Race State | Finished |



Sunshine Coast QLD Professional

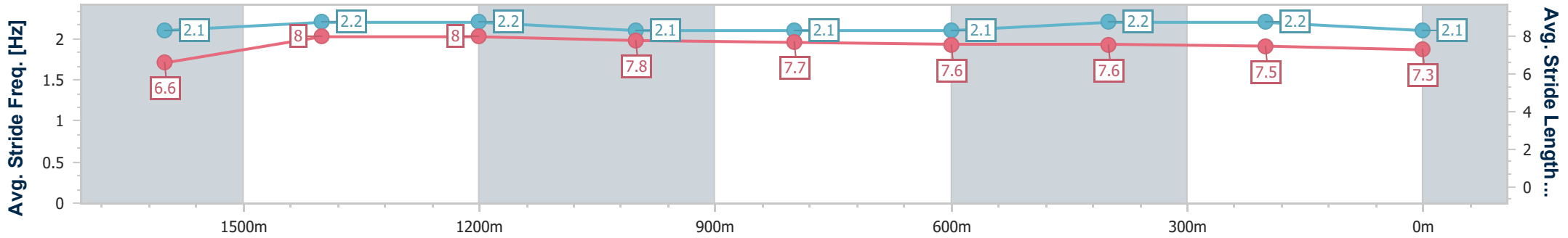
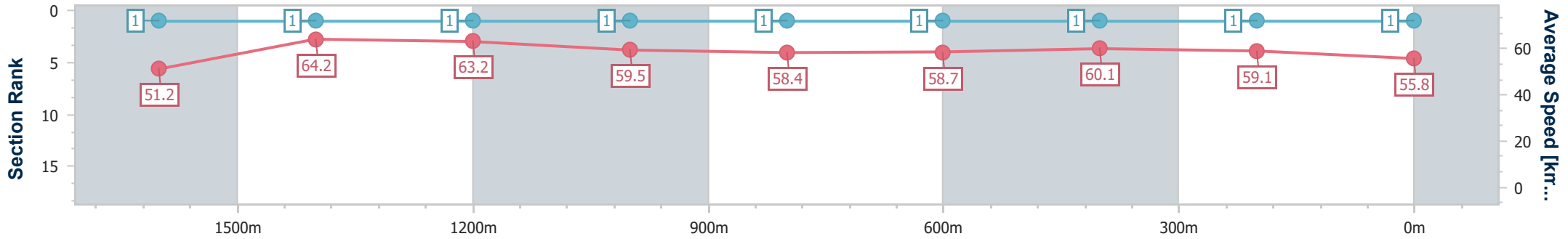
Race 7: BATHERSBY LEGAL Class 2 Plate - 1800m



27 September 2024 - 21:01

Track Rating: Soft 5, Weather: Overcast, Rail Position: +2m Entire

| Section | Overall | 1600m | 1400m | 1200m | 1000m | 800m | 600m | 400m | 200m |
|------------------------|--------------------------|--------------------------|--------------------------|--------------------------|--------------------------|--------------------------|--------------------------|--------------------------|--------------------------|
| Section Times | 1:50.97 [1] (0:14.13) | 1:36.84 [1] (0:11.34) | 1:25.50 [1] (0:11.42) | 1:14.08 [1] (0:12.17) | 1:01.91 [1] (0:12.40) | 0:49.51 [1] (0:12.37) | 0:37.14 [1] (0:12.06) | 0:25.08 [1] (0:12.15) | 0:12.93 [1] (0:12.93) |
| Average Speed [km/h] | 51.2 | 64.2 | 63.2 | 59.5 | 58.4 | 58.7 | 60.1 | 59.1 | 55.8 |
| Top Speed [km/h] | 63.9 | 65.3 | 64.5 | 61.5 | 59.1 | 59.4 | 60.4 | 60.0 | 58.0 |
| Avg. Dist. to Rail [m] | 7.8 | 2.0 | 1.9 | 2.3 | 2.3 | 1.5 | 0.8 | 5.0 | 6.4 |
| Avg. Stride Freq. [Hz] | 2.1 | 2.2 | 2.2 | 2.1 | 2.1 | 2.1 | 2.2 | 2.2 | 2.1 |
| Avg. Stride Length [m] | 6.6 | 8.0 | 8.0 | 7.8 | 7.7 | 7.6 | 7.6 | 7.5 | 7.3 |



- [] Ranking at each section and finish
- .-.- No data available at this section
- NA No data available



| | |
|--------------------------------|-----------------|
| Horse/Jockey Name | Ring Bearer |
| Final Rank | 2 |
| Fastest Section Time (Section) | 0:11.54 (1600m) |
| Top Speed [km/h] (Section) | 63.8 (1600m) |
| Race State | Finished |



Sunshine Coast QLD Professional

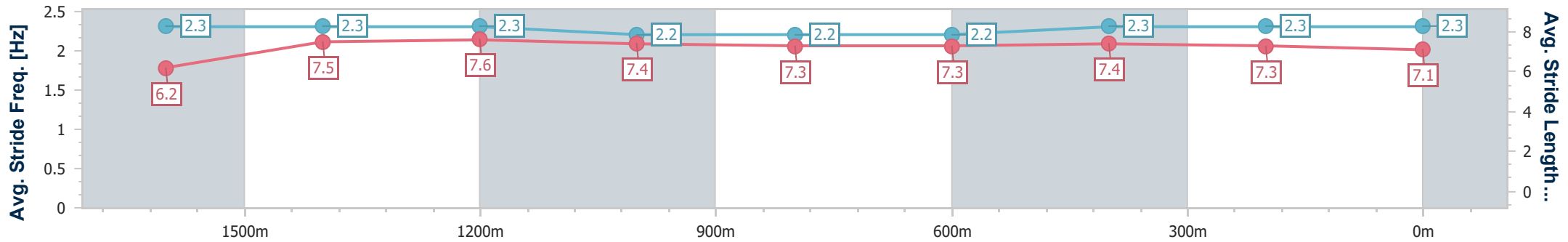
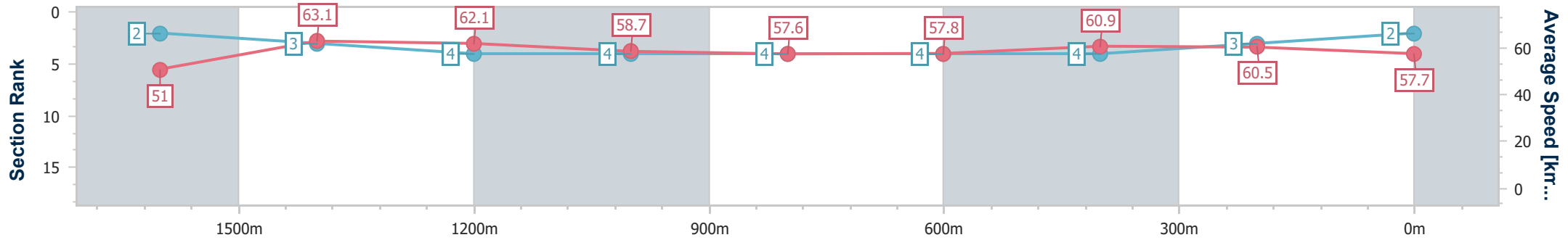
Race 7: BATHERSBY LEGAL Class 2 Plate - 1800m



27 September 2024 - 21:01

Track Rating: Soft 5, Weather: Overcast, Rail Position: +2m Entire

| Section | Overall | 1600m | 1400m | 1200m | 1000m | 800m | 600m | 400m | 200m |
|------------------------|--------------------------|--------------------------|--------------------------|--------------------------|--------------------------|--------------------------|--------------------------|--------------------------|--------------------------|
| Section Times | 1:51.05 [2] (0:14.18) | 1:36.87 [2] (0:11.54) | 1:25.33 [3] (0:11.67) | 1:13.66 [4] (0:12.27) | 1:01.39 [4] (0:12.58) | 0:48.81 [4] (0:12.53) | 0:36.28 [4] (0:11.91) | 0:24.37 [4] (0:11.90) | 0:12.47 [3] (0:12.47) |
| Average Speed [km/h] | 51.0 | 63.1 | 62.1 | 58.7 | 57.6 | 57.8 | 60.9 | 60.5 | 57.7 |
| Top Speed [km/h] | 62.2 | 63.8 | 63.8 | 59.5 | 58.6 | 59.9 | 60.8 | 60.7 | 60.0 |
| Avg. Dist. to Rail [m] | 5.6 | 2.7 | 2.4 | 2.6 | 2.3 | 1.5 | 0.5 | 4.4 | 6.7 |
| Avg. Stride Freq. [Hz] | 2.3 | 2.3 | 2.3 | 2.2 | 2.2 | 2.2 | 2.3 | 2.3 | 2.3 |
| Avg. Stride Length [m] | 6.2 | 7.5 | 7.6 | 7.4 | 7.3 | 7.3 | 7.4 | 7.3 | 7.1 |



- [] Ranking at each section and finish
- .-.- No data available at this section
- NA No data available



| | |
|--------------------------------|-----------------|
| Horse/Jockey Name | Wanda's Outlaw |
| Final Rank | 3 |
| Fastest Section Time (Section) | 0:11.51 (1600m) |
| Top Speed [km/h] (Section) | 65.2 (1600m) |
| Race State | Finished |



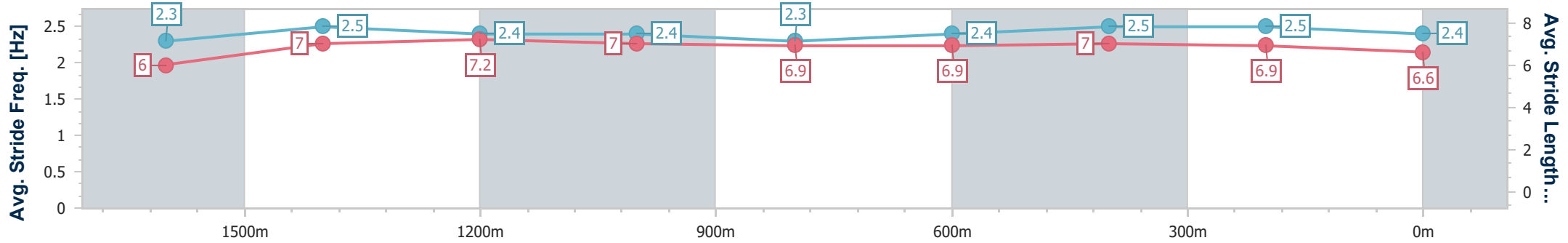
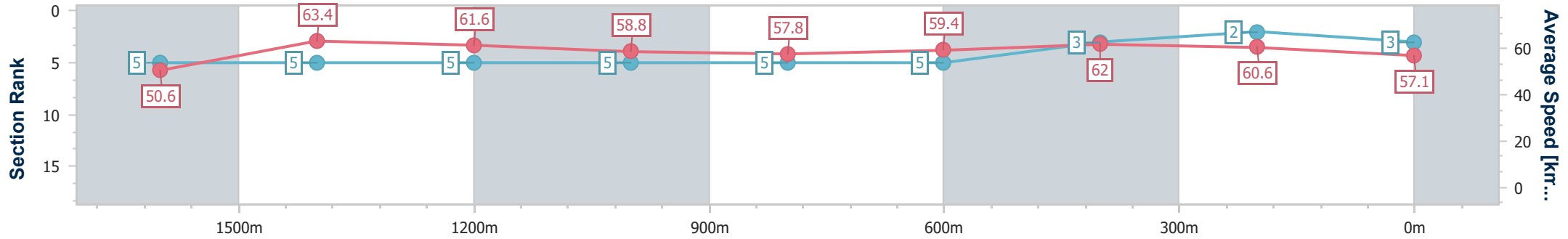
Sunshine Coast QLD Professional
Race 7: BATHERSBY LEGAL Class 2 Plate - 1800m



27 September 2024 - 21:01

Track Rating: Soft 5, Weather: Overcast, Rail Position: +2m Entire

| Section | Overall | 1600m | 1400m | 1200m | 1000m | 800m | 600m | 400m | 200m | | | |
|------------------------|--------------------------|--------------------------|--------------------------|--------------------------|--------------------------|--------------------------|--------------------------|--------------------------|--------------------------|--|--|--|
| Section Times | 1:51.10 [3] (0:14.38) | 1:36.72 [5] (0:11.51) | 1:25.21 [5] (0:11.79) | 1:13.42 [5] (0:12.26) | 1:01.16 [5] (0:12.55) | 0:48.61 [5] (0:12.34) | 0:36.27 [5] (0:11.81) | 0:24.46 [3] (0:11.84) | 0:12.62 [2] (0:12.62) | | | |
| Average Speed [km/h] | 50.6 | 63.4 | 61.6 | 58.8 | 57.8 | 59.4 | 62.0 | 60.6 | 57.1 | | | |
| Top Speed [km/h] | 63.2 | 65.2 | 63.5 | 60.0 | 58.7 | 62.6 | 62.8 | 61.4 | 59.6 | | | |
| Avg. Dist. to Rail [m] | 9.3 | 4.0 | 3.7 | 3.5 | 3.2 | 2.9 | 2.4 | 5.8 | 7.5 | | | |
| Avg. Stride Freq. [Hz] | 2.3 | 2.5 | 2.4 | 2.4 | 2.3 | 2.4 | 2.5 | 2.5 | 2.4 | | | |
| Avg. Stride Length [m] | 6.0 | 7.0 | 7.2 | 7.0 | 6.9 | 6.9 | 7.0 | 6.9 | 6.6 | | | |



- [] Ranking at each section and finish
- .-.- No data available at this section
- NA No data available



| | |
|--------------------------------|-----------------|
| Horse/Jockey Name | Trautman |
| Final Rank | 4 |
| Fastest Section Time (Section) | 0:11.59 (1600m) |
| Top Speed [km/h] (Section) | 64.5 (1600m) |
| Race State | Finished |



Sunshine Coast QLD Professional

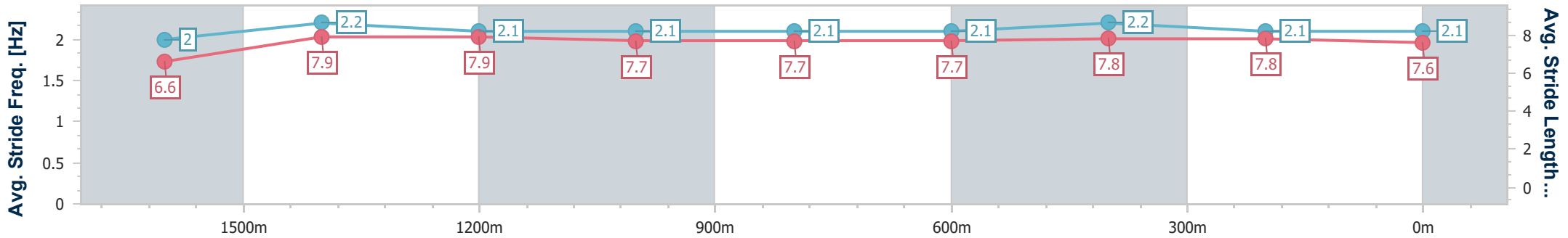
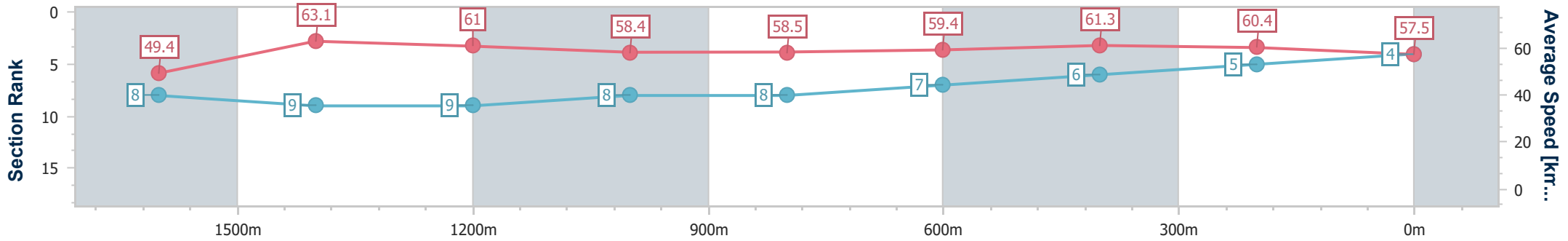
Race 7: BATHERSBY LEGAL Class 2 Plate - 1800m



27 September 2024 - 21:01

Track Rating: Soft 5, Weather: Overcast, Rail Position: +2m Entire

| Section | Overall | 1600m | 1400m | 1200m | 1000m | 800m | 600m | 400m | 200m |
|------------------------|--------------------------|--------------------------|--------------------------|--------------------------|--------------------------|--------------------------|--------------------------|--------------------------|--------------------------|
| Section Times | 1:51.43 [4] (0:14.67) | 1:36.76 [8] (0:11.59) | 1:25.17 [9] (0:11.87) | 1:13.30 [9] (0:12.35) | 1:00.95 [8] (0:12.39) | 0:48.56 [8] (0:12.27) | 0:36.29 [7] (0:11.84) | 0:24.45 [6] (0:11.93) | 0:12.52 [5] (0:12.52) |
| Average Speed [km/h] | 49.4 | 63.1 | 61.0 | 58.4 | 58.5 | 59.4 | 61.3 | 60.4 | 57.5 |
| Top Speed [km/h] | 62.7 | 64.5 | 63.3 | 60.7 | 59.1 | 62.4 | 62.6 | 62.0 | 59.2 |
| Avg. Dist. to Rail [m] | 5.4 | 3.7 | 2.8 | 2.6 | 2.5 | 2.0 | 1.7 | 4.9 | 5.3 |
| Avg. Stride Freq. [Hz] | 2.0 | 2.2 | 2.1 | 2.1 | 2.1 | 2.1 | 2.2 | 2.1 | 2.1 |
| Avg. Stride Length [m] | 6.6 | 7.9 | 7.9 | 7.7 | 7.7 | 7.7 | 7.8 | 7.8 | 7.6 |



- [] Ranking at each section and finish
- .-.- No data available at this section
- NA No data available



| | |
|--------------------------------|-----------------|
| Horse/Jockey Name | Mingardos |
| Final Rank | 5 |
| Fastest Section Time (Section) | 0:11.25 (1600m) |
| Top Speed [km/h] (Section) | 66.7 (1600m) |
| Race State | Finished |



Sunshine Coast QLD Professional

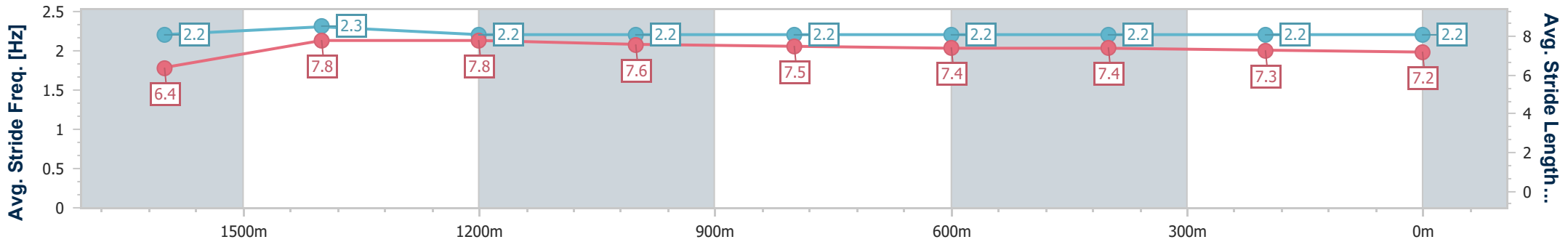
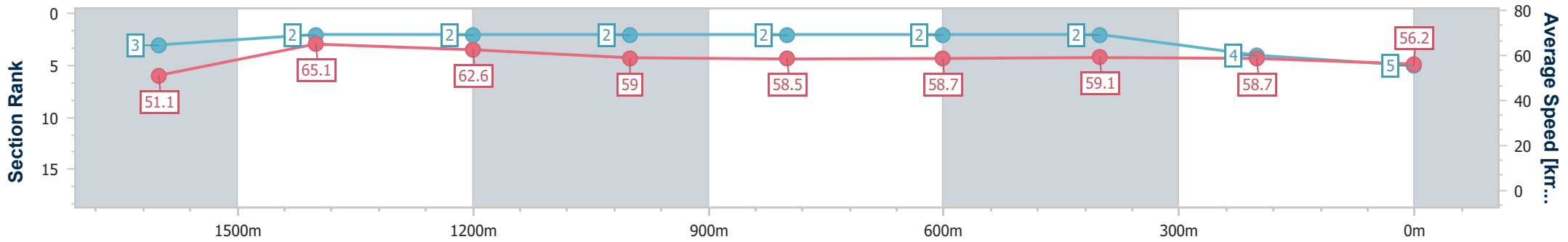
Race 7: BATHERSBY LEGAL Class 2 Plate - 1800m



27 September 2024 - 21:01

Track Rating: Soft 5, Weather: Overcast, Rail Position: +2m Entire

| Section | Overall | 1600m | 1400m | 1200m | 1000m | 800m | 600m | 400m | 200m | | | | |
|------------------------|--------------------------|--------------------------|--------------------------|--------------------------|--------------------------|--------------------------|--------------------------|--------------------------|--------------------------|--|--|--|--|
| Section Times | 1:51.51 [5] (0:14.24) | 1:37.27 [3] (0:11.25) | 1:26.02 [2] (0:11.58) | 1:14.44 [2] (0:12.28) | 1:02.16 [2] (0:12.40) | 0:49.76 [2] (0:12.41) | 0:37.35 [2] (0:12.26) | 0:25.09 [2] (0:12.26) | 0:12.83 [4] (0:12.83) | | | | |
| Average Speed [km/h] | 51.1 | 65.1 | 62.6 | 59.0 | 58.5 | 58.7 | 59.1 | 58.7 | 56.2 | | | | |
| Top Speed [km/h] | 64.0 | 66.7 | 64.2 | 60.9 | 59.3 | 59.5 | 59.7 | 59.5 | 58.0 | | | | |
| Avg. Dist. to Rail [m] | 11.3 | 4.9 | 3.1 | 3.0 | 3.2 | 2.3 | 1.2 | 2.7 | 3.8 | | | | |
| Avg. Stride Freq. [Hz] | 2.2 | 2.3 | 2.2 | 2.2 | 2.2 | 2.2 | 2.2 | 2.2 | 2.2 | | | | |
| Avg. Stride Length [m] | 6.4 | 7.8 | 7.8 | 7.6 | 7.5 | 7.4 | 7.4 | 7.3 | 7.2 | | | | |



- [] Ranking at each section and finish
- .-.- No data available at this section
- NA No data available



| | |
|--------------------------------|-----------------|
| Horse/Jockey Name | Ginasue |
| Final Rank | 6 |
| Fastest Section Time (Section) | 0:11.35 (1600m) |
| Top Speed [km/h] (Section) | 66.2 (1600m) |
| Race State | Finished |



Sunshine Coast QLD Professional

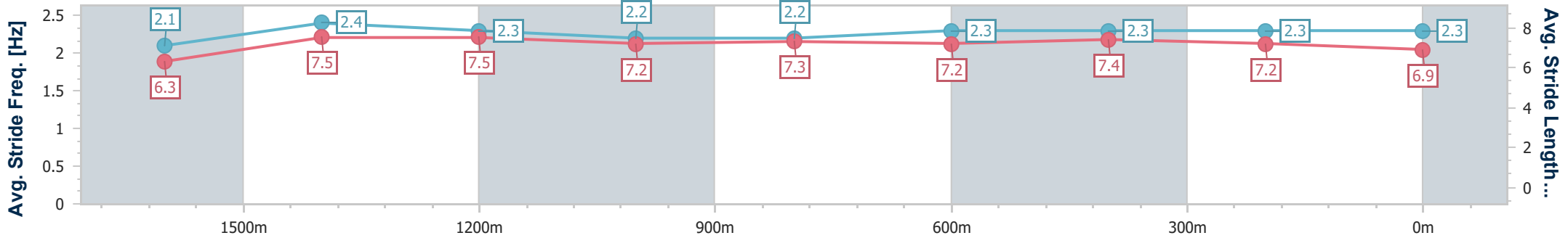
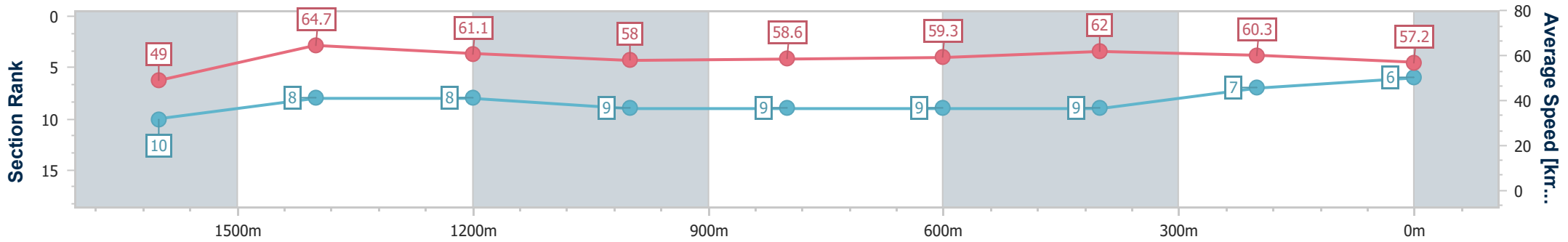
Race 7: BATHERSBY LEGAL Class 2 Plate - 1800m



27 September 2024 - 21:01

Track Rating: Soft 5, Weather: Overcast, Rail Position: +2m Entire

| Section | Overall | 1600m | 1400m | 1200m | 1000m | 800m | 600m | 400m | 200m |
|------------------------|--------------------------|---------------------------|--------------------------|--------------------------|--------------------------|--------------------------|--------------------------|--------------------------|--------------------------|
| Section Times | 1:51.67 [6] (0:14.89) | 1:36.78 [10] (0:11.35) | 1:25.43 [8] (0:11.89) | 1:13.54 [8] (0:12.43) | 1:01.11 [9] (0:12.41) | 0:48.70 [9] (0:12.32) | 0:36.38 [9] (0:11.83) | 0:24.55 [9] (0:11.92) | 0:12.63 [7] (0:12.63) |
| Average Speed [km/h] | 49.0 | 64.7 | 61.1 | 58.0 | 58.6 | 59.3 | 62.0 | 60.3 | 57.2 |
| Top Speed [km/h] | 62.9 | 66.2 | 64.4 | 61.2 | 59.3 | 61.9 | 62.5 | 61.9 | 59.1 |
| Avg. Dist. to Rail [m] | 9.2 | 5.3 | 4.2 | 4.0 | 3.3 | 2.9 | 2.8 | 7.1 | 8.4 |
| Avg. Stride Freq. [Hz] | 2.1 | 2.4 | 2.3 | 2.2 | 2.2 | 2.3 | 2.3 | 2.3 | 2.3 |
| Avg. Stride Length [m] | 6.3 | 7.5 | 7.5 | 7.2 | 7.3 | 7.2 | 7.4 | 7.2 | 6.9 |



- [] Ranking at each section and finish
- .-.- No data available at this section
- NA No data available



| | |
|--------------------------------|-----------------|
| Horse/Jockey Name | Artzino |
| Final Rank | 7 |
| Fastest Section Time (Section) | 0:11.34 (1600m) |
| Top Speed [km/h] (Section) | 64.6 (1600m) |
| Race State | Finished |



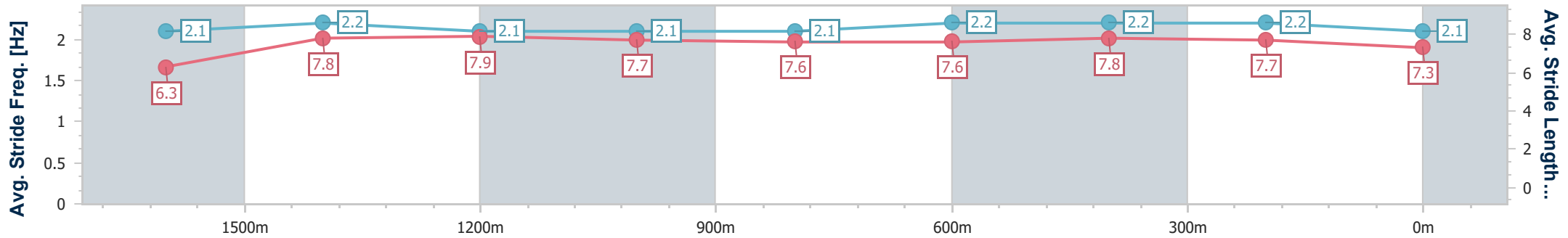
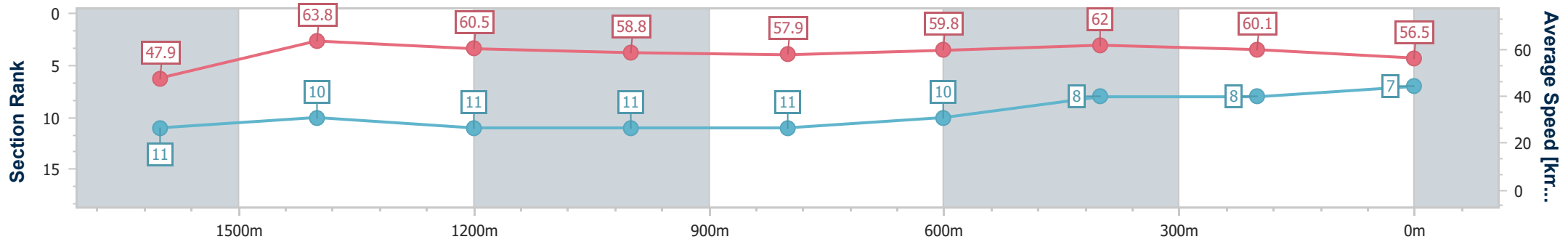
Sunshine Coast QLD Professional
Race 7: BATHERSBY LEGAL Class 2 Plate - 1800m



27 September 2024 - 21:01

Track Rating: Soft 5, Weather: Overcast, Rail Position: +2m Entire

| Section | Overall | 1600m | 1400m | 1200m | 1000m | 800m | 600m | 400m | 200m | | | | |
|------------------------|--------------------------|---------------------------|---------------------------|---------------------------|---------------------------|---------------------------|---------------------------|--------------------------|--------------------------|--|--|--|--|
| Section Times | 1:51.78 [7] (0:15.14) | 1:36.64 [11] (0:11.34) | 1:25.30 [10] (0:11.95) | 1:13.35 [11] (0:12.28) | 1:01.07 [11] (0:12.51) | 0:48.56 [11] (0:12.15) | 0:36.41 [10] (0:11.72) | 0:24.69 [8] (0:11.99) | 0:12.70 [8] (0:12.70) | | | | |
| Average Speed [km/h] | 47.9 | 63.8 | 60.5 | 58.8 | 57.9 | 59.8 | 62.0 | 60.1 | 56.5 | | | | |
| Top Speed [km/h] | 63.7 | 64.6 | 63.7 | 60.5 | 58.7 | 62.0 | 62.2 | 61.4 | 59.3 | | | | |
| Avg. Dist. to Rail [m] | 4.5 | 2.2 | 2.4 | 2.5 | 2.3 | 1.7 | 1.1 | 3.0 | 3.4 | | | | |
| Avg. Stride Freq. [Hz] | 2.1 | 2.2 | 2.1 | 2.1 | 2.1 | 2.2 | 2.2 | 2.2 | 2.1 | | | | |
| Avg. Stride Length [m] | 6.3 | 7.8 | 7.9 | 7.7 | 7.6 | 7.6 | 7.8 | 7.7 | 7.3 | | | | |



- [] Ranking at each section and finish
- .-.- No data available at this section
- NA No data available



| | |
|--------------------------------|-----------------|
| Horse/Jockey Name | Freeman |
| Final Rank | 8 |
| Fastest Section Time (Section) | 0:11.65 (1600m) |
| Top Speed [km/h] (Section) | 63.5 (1600m) |
| Race State | Finished |



Sunshine Coast QLD Professional

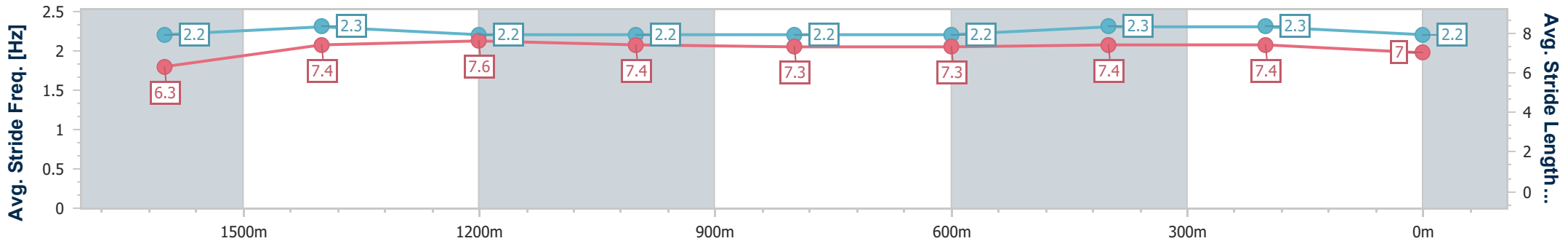
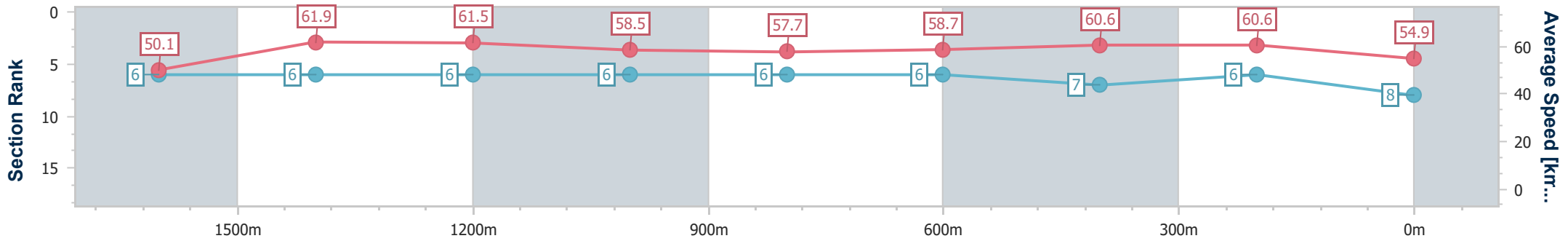
Race 7: BATHERSBY LEGAL Class 2 Plate - 1800m



27 September 2024 - 21:01

Track Rating: Soft 5, Weather: Overcast, Rail Position: +2m Entire

| Section | Overall | 1600m | 1400m | 1200m | 1000m | 800m | 600m | 400m | 200m | | | |
|------------------------|--------------------------|--------------------------|--------------------------|--------------------------|--------------------------|--------------------------|--------------------------|--------------------------|--------------------------|--|--|--|
| Section Times | 1:52.05 [8] (0:14.42) | 1:37.63 [6] (0:11.65) | 1:25.98 [6] (0:11.79) | 1:14.19 [6] (0:12.37) | 1:01.82 [6] (0:12.50) | 0:49.32 [6] (0:12.40) | 0:36.92 [6] (0:11.92) | 0:25.00 [7] (0:11.92) | 0:13.08 [6] (0:13.08) | | | |
| Average Speed [km/h] | 50.1 | 61.9 | 61.5 | 58.5 | 57.7 | 58.7 | 60.6 | 60.6 | 54.9 | | | |
| Top Speed [km/h] | 62.9 | 63.5 | 62.5 | 60.5 | 58.9 | 60.9 | 62.2 | 61.5 | 58.7 | | | |
| Avg. Dist. to Rail [m] | 3.5 | 1.3 | 2.0 | 2.5 | 2.3 | 1.7 | 0.6 | 1.7 | 2.9 | | | |
| Avg. Stride Freq. [Hz] | 2.2 | 2.3 | 2.2 | 2.2 | 2.2 | 2.2 | 2.3 | 2.3 | 2.2 | | | |
| Avg. Stride Length [m] | 6.3 | 7.4 | 7.6 | 7.4 | 7.3 | 7.3 | 7.4 | 7.4 | 7.0 | | | |



- [] Ranking at each section and finish
- .-.- No data available at this section
- NA No data available



| | |
|--------------------------------|-----------------|
| Horse/Jockey Name | Gulf Of Sidra |
| Final Rank | 9 |
| Fastest Section Time (Section) | 0:11.59 (1600m) |
| Top Speed [km/h] (Section) | 63.4 (1600m) |
| Race State | Finished |



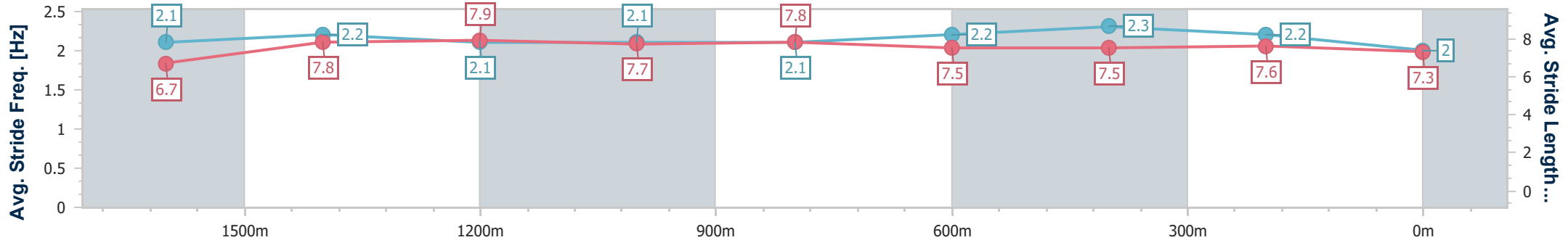
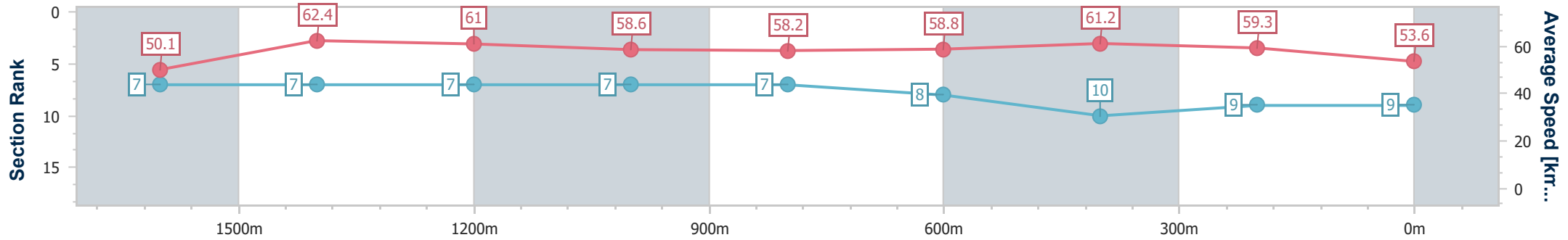
Sunshine Coast QLD Professional
Race 7: BATHERSBY LEGAL Class 2 Plate - 1800m



27 September 2024 - 21:01

Track Rating: Soft 5, Weather: Overcast, Rail Position: +2m Entire

| Section | Overall | 1600m | 1400m | 1200m | 1000m | 800m | 600m | 400m | 200m | | | |
|------------------------|--------------------------|--------------------------|--------------------------|--------------------------|--------------------------|--------------------------|--------------------------|---------------------------|--------------------------|--|--|--|
| Section Times | 1:52.76 [9] (0:14.50) | 1:38.26 [7] (0:11.59) | 1:26.67 [7] (0:11.89) | 1:14.78 [7] (0:12.36) | 1:02.42 [7] (0:12.45) | 0:49.97 [7] (0:12.39) | 0:37.58 [8] (0:12.01) | 0:25.57 [10] (0:12.14) | 0:13.43 [9] (0:13.43) | | | |
| Average Speed [km/h] | 50.1 | 62.4 | 61.0 | 58.6 | 58.2 | 58.8 | 61.2 | 59.3 | 53.6 | | | |
| Top Speed [km/h] | 62.6 | 63.4 | 62.6 | 60.3 | 60.1 | 61.1 | 62.4 | 61.0 | 57.3 | | | |
| Avg. Dist. to Rail [m] | 7.0 | 2.3 | 2.9 | 2.9 | 3.0 | 2.5 | 3.0 | 6.6 | 8.9 | | | |
| Avg. Stride Freq. [Hz] | 2.1 | 2.2 | 2.1 | 2.1 | 2.1 | 2.2 | 2.3 | 2.2 | 2.0 | | | |
| Avg. Stride Length [m] | 6.7 | 7.8 | 7.9 | 7.7 | 7.8 | 7.5 | 7.5 | 7.6 | 7.3 | | | |



- [] Ranking at each section and finish
- .-.- No data available at this section
- NA No data available



| | |
|--------------------------------|-----------------|
| Horse/Jockey Name | Termite |
| Final Rank | 10 |
| Fastest Section Time (Section) | 0:11.72 (1600m) |
| Top Speed [km/h] (Section) | 64.3 (1400m) |
| Race State | Finished |



Sunshine Coast QLD Professional

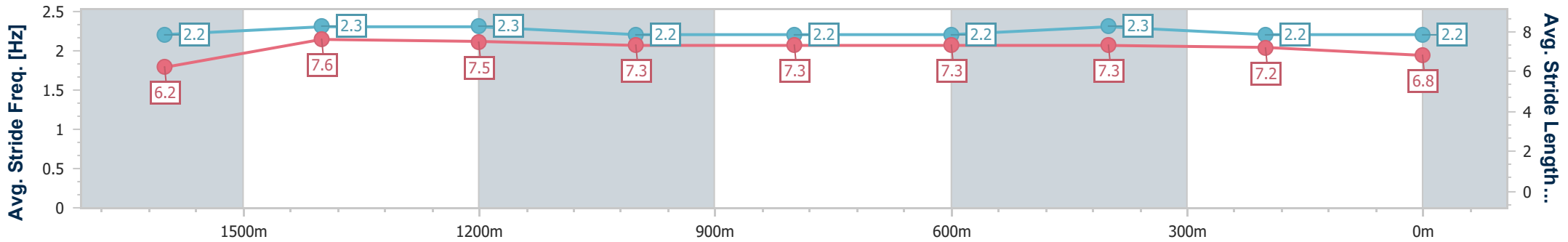
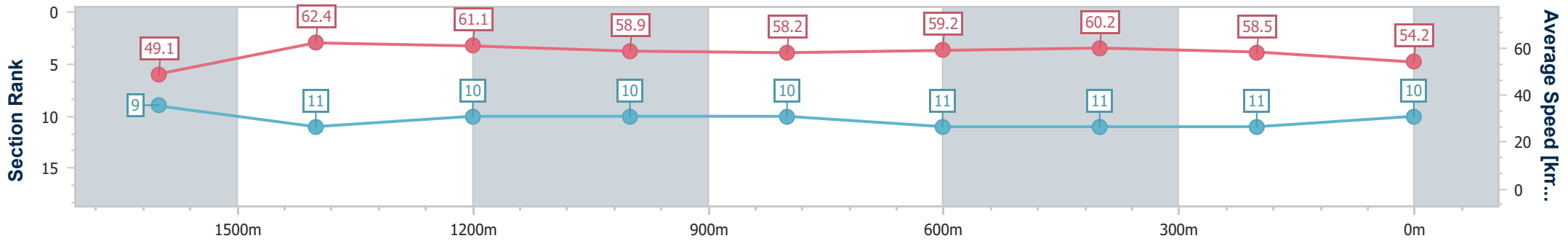
Race 7: BATHERSBY LEGAL Class 2 Plate - 1800m



27 September 2024 - 21:01

Track Rating: Soft 5, Weather: Overcast, Rail Position: +2m Entire

| Section | Overall | 1600m | 1400m | 1200m | 1000m | 800m | 600m | 400m | 200m | | | |
|------------------------|---------------------------|--------------------------|---------------------------|---------------------------|---------------------------|---------------------------|---------------------------|---------------------------|---------------------------|--|--|--|
| Section Times | 1:53.14 [10] (0:14.81) | 1:38.33 [9] (0:11.72) | 1:26.61 [11] (0:11.87) | 1:14.74 [10] (0:12.27) | 1:02.47 [10] (0:12.51) | 0:49.96 [10] (0:12.35) | 0:37.61 [11] (0:12.03) | 0:25.58 [11] (0:12.31) | 0:13.27 [11] (0:13.27) | | | |
| Average Speed [km/h] | 49.1 | 62.4 | 61.1 | 58.9 | 58.2 | 59.2 | 60.2 | 58.5 | 54.2 | | | |
| Top Speed [km/h] | 61.5 | 63.9 | 64.3 | 61.2 | 58.8 | 60.2 | 60.9 | 60.2 | 56.1 | | | |
| Avg. Dist. to Rail [m] | 6.7 | 4.1 | 3.9 | 4.0 | 3.7 | 2.9 | 0.9 | 0.4 | 1.3 | | | |
| Avg. Stride Freq. [Hz] | 2.2 | 2.3 | 2.3 | 2.2 | 2.2 | 2.2 | 2.3 | 2.2 | 2.2 | | | |
| Avg. Stride Length [m] | 6.2 | 7.6 | 7.5 | 7.3 | 7.3 | 7.3 | 7.3 | 7.2 | 6.8 | | | |



- [] Ranking at each section and finish
- .-.- No data available at this section
- NA No data available



| | |
|--------------------------------|-----------------|
| Horse/Jockey Name | Big Bay Wolf |
| Final Rank | 11 |
| Fastest Section Time (Section) | 0:11.45 (1600m) |
| Top Speed [km/h] (Section) | 64.9 (1600m) |
| Race State | Finished |



Sunshine Coast QLD Professional

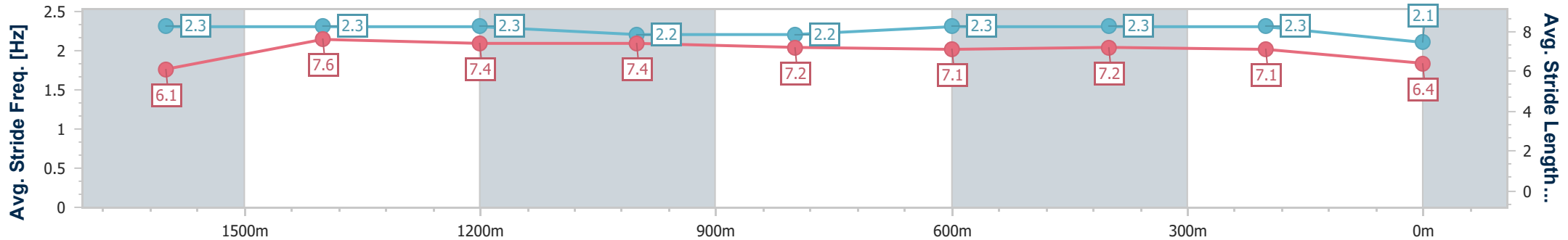
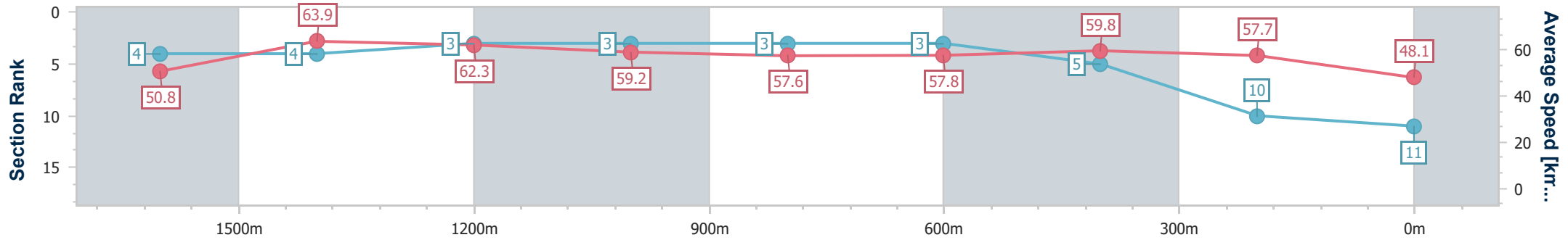
Race 7: BATHERSBY LEGAL Class 2 Plate - 1800m



27 September 2024 - 21:01

Track Rating: Soft 5, Weather: Overcast, Rail Position: +2m Entire

| Section | Overall | 1600m | 1400m | 1200m | 1000m | 800m | 600m | 400m | 200m | | | |
|------------------------|---------------------------|--------------------------|--------------------------|--------------------------|--------------------------|--------------------------|--------------------------|--------------------------|---------------------------|--|--|--|
| Section Times | 1:54.36 [11] (0:14.31) | 1:40.05 [4] (0:11.45) | 1:28.60 [4] (0:11.59) | 1:17.01 [3] (0:12.22) | 1:04.79 [3] (0:12.58) | 0:52.21 [3] (0:12.60) | 0:39.61 [3] (0:12.15) | 0:27.46 [5] (0:12.49) | 0:14.97 [10] (0:14.97) | | | |
| Average Speed [km/h] | 50.8 | 63.9 | 62.3 | 59.2 | 57.6 | 57.8 | 59.8 | 57.7 | 48.1 | | | |
| Top Speed [km/h] | 62.4 | 64.9 | 63.9 | 62.0 | 58.2 | 59.4 | 60.8 | 59.6 | 54.1 | | | |
| Avg. Dist. to Rail [m] | 8.8 | 3.3 | 2.9 | 3.4 | 3.1 | 2.1 | 1.2 | 3.2 | 5.4 | | | |
| Avg. Stride Freq. [Hz] | 2.3 | 2.3 | 2.3 | 2.2 | 2.2 | 2.3 | 2.3 | 2.3 | 2.1 | | | |
| Avg. Stride Length [m] | 6.1 | 7.6 | 7.4 | 7.4 | 7.2 | 7.1 | 7.2 | 7.1 | 6.4 | | | |



- [] Ranking at each section and finish
- .-.- No data available at this section
- NA No data available