



Mackay QLD Professional

Race 2: Klien Tools OPEN Handicap - 1560m

28 September 2024 - 13:15



MACKAY TURF CLUB
Ooralea Racecourse

Track Rating: Good 4, Weather: Fine, Rail Position: +3m Entire

Section		Overall	1400m	1200m	1000m	800m	600m	400m	Last 600m				
Field Times		1:33.64 (0:11.88)	1:21.76 (0:11.11)	1:10.65 (0:11.06)	0:59.59 (0:11.90)	0:47.69 (0:11.91)	0:35.78 (0:11.96)	0:23.82 (0:11.84)	0:35.78				
Rank	TAB Horse/Jockey	Barrier	Top Speed [km/h]	Fastest Section									Distance Travelled [m]
1	2 SIR ROCKET Justin Huxtable	6	65.1 1200m	0:11.24 1200m	1:33.64 [1] (0:12.12)	1:21.52 [5] (0:11.53)	1:09.99 [5] (0:11.24)	0:58.75 [6] (0:11.76)	0:46.99 [6] (0:11.76)	0:35.23 [6] (0:11.81)	0:23.42 [7] (0:11.44)	0:35.23	
2	4 DEEPSTRIKE Leah Martyn	3	66.0 1200m	0:11.17 1200m	1:33.91 [2] (0:12.84)	1:21.07 [8] (0:11.23)	1:09.84 [8] (0:11.17)	0:58.67 [8] (0:11.59)	0:47.08 [7] (0:11.76)	0:35.32 [7] (0:11.91)	0:23.41 [8] (0:11.54)	0:35.32	+2
3	1 MAGIC CONQUEROR Ashley Butler	1	65.6 1400m	0:11.25 1200m	1:33.94 [3] (0:12.05)	1:21.89 [4] (0:11.38)	1:10.51 [4] (0:11.25)	0:59.26 [4] (0:11.84)	0:47.42 [4] (0:11.74)	0:35.68 [5] (0:11.87)	0:23.81 [4] (0:11.76)	0:35.68	-9
4	6 SUCH A WHIT Jackson Murphy	7	65.3 1200m	0:11.24 1200m	1:34.01 [4] (0:12.50)	1:21.51 [7] (0:11.33)	1:10.18 [7] (0:11.24)	0:58.94 [7] (0:11.80)	0:47.14 [8] (0:11.75)	0:35.39 [8] (0:11.59)	0:23.80 [6] (0:11.77)	0:35.39	-8
5	8 VALLEY OF DREAMS Erin Molloy	4	66.2 1200m	0:11.20 1200m	1:34.42 [5] (0:11.88)	1:22.54 [1] (0:11.30)	1:11.24 [2] (0:11.20)	1:00.04 [2] (0:11.94)	0:48.10 [2] (0:11.73)	0:36.37 [3] (0:11.87)	0:24.50 [2] (0:11.90)	0:36.37	-8
6	5 BERING SEA Ryan Wiggins	8	66.4 1400m	0:11.21 1200m	1:34.44 [6] (0:12.14)	1:22.30 [6] (0:11.54)	1:10.76 [6] (0:11.21)	0:59.55 [5] (0:11.65)	0:47.90 [5] (0:11.46)	0:36.44 [2] (0:11.94)	0:24.50 [3] (0:11.97)	0:36.44	-3
7	9 FRESH PRINCE Adam Sewell	2	68.4 Overall	0:11.22 1200m	1:34.51 [7] (0:11.96)	1:22.55 [3] (0:11.37)	1:11.18 [3] (0:11.22)	0:59.96 [3] (0:11.91)	0:48.05 [3] (0:11.67)	0:36.38 [4] (0:12.01)	0:24.37 [5] (0:11.87)	0:36.38	+1
8	7 BONDURANT Olivia Kendal	5	68.3 Overall	0:11.06 1200m	1:34.53 [8] (0:11.90)	1:22.63 [2] (0:11.09)	1:11.54 [1] (0:11.06)	1:00.48 [1] (0:11.90)	0:48.58 [1] (0:11.91)	0:36.67 [1] (0:11.96)	0:24.71 [1] (0:12.13)	0:36.67	-4

Scratched: Gulf Of Lion (#3)

[] Ranking at each section and finish
 -:-:- No data available at this section
 NA No data available

SCN Saddle cloth number
 DNF Did not finish
 DNT Did not track



Mackay QLD Professional
Race 2: Klien Tools OPEN Handicap - 1560m
28 September 2024 - 13:15



MACKAY TURF CLUB
 Ooralea Racecourse

Track Rating: Good 4, Weather: Fine, Rail Position: +3m Entire

Section				200m				Last 600m		
Field Times				0:11.98		(0:11.98)		0:35.78		
Rank	TAB	Horse/Jockey	Barrier	Top Speed [km/h]	Fastest Section	Margin			Distance Travelled [m]	
1	2	SIR ROCKET Justin Huxtable	6	65.1 1200m	0:11.24 1200m	0:11.98 [1] (0:11.98)	1:33.64		0:35.23	
2	4	DEEPSTRIKE Leah Martyn	3	66.0 1200m	0:11.17 1200m	0:11.87 [8] (0:11.87)	1.6L		0:35.32	+2
3	1	MAGIC CONQUEROR Ashley Butler	1	65.6 1400m	0:11.25 1200m	0:12.05 [3] (0:12.05)	1.74L		0:35.68	-9
4	6	SUCH A WHIT Jackson Murphy	7	65.3 1200m	0:11.24 1200m	0:12.03 [6] (0:12.03)	2.15L		0:35.39	-8
5	8	VALLEY OF DREAMS Erin Molloy	4	66.2 1200m	0:11.20 1200m	0:12.60 [2] (0:12.60)	4.56L		0:36.37	-8
6	5	BERING SEA Ryan Wiggins	8	66.4 1400m	0:11.21 1200m	0:12.53 [4] (0:12.53)	4.7L		0:36.44	-3
7	9	FRESH PRINCE Adam Sewell	2	68.4 Overall	0:11.22 1200m	0:12.50 [7] (0:12.50)	5.12L		0:36.38	+1
8	7	BONDURANT Olivia Kendal	5	68.3 Overall	0:11.06 1200m	0:12.58 [5] (0:12.58)	5.23L		0:36.67	-4

Scratched: Gulf Of Lion (#3)

[] Ranking at each section and finish
 -:-:- No data available at this section
 NA No data available

SCN Saddle cloth number
 DNF Did not finish
 DNT Did not track



Horse/Jockey Name	Sir Rocket
Final Rank	1
Fastest Section Time (Section)	0:11.24 (1200m)
Top Speed [km/h] (Section)	65.1 (1200m)
Race State	Finished



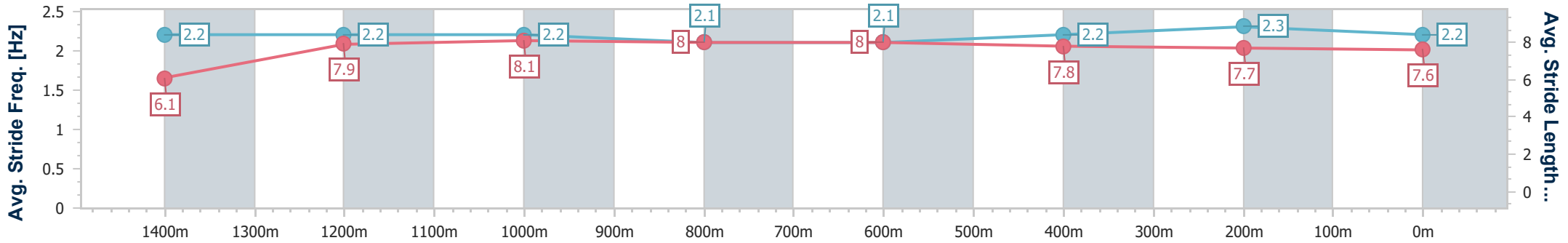
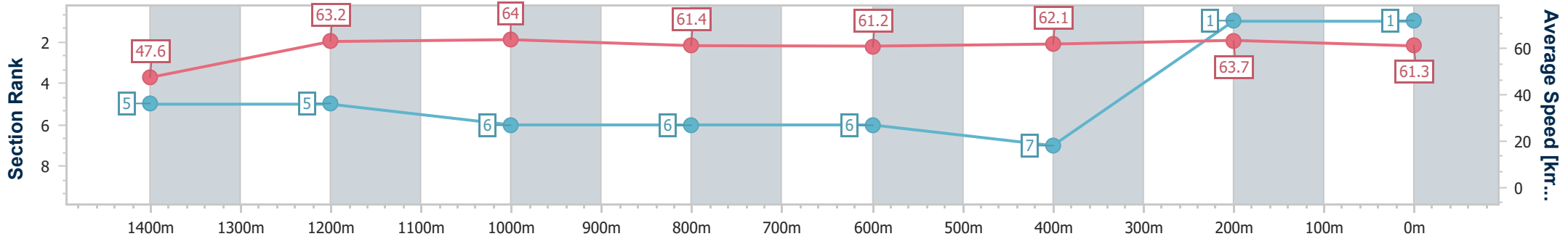
Mackay QLD Professional
Race 2: Klien Tools OPEN Handicap - 1560m



28 September 2024 - 13:15

Track Rating: Good 4, Weather: Fine, Rail Position: +3m Entire

Section	Overall	1400m	1200m	1000m	800m	600m	400m	200m
Section Times	1:33.64 [1] (0:12.12)	1:21.52 [5] (0:11.53)	1:09.99 [5] (0:11.24)	0:58.75 [6] (0:11.76)	0:46.99 [6] (0:11.76)	0:35.23 [6] (0:11.81)	0:23.42 [7] (0:11.44)	0:11.98 [1] (0:11.98)
Average Speed [km/h]	47.6	63.2	64.0	61.4	61.2	62.1	63.7	61.3
Top Speed [km/h]	63.4	64.2	65.1	63.7	62.7	63.2	65.0	63.9
Avg. Dist. to Rail [m]	5.8	2.1	0.8	0.3	0.2	2.7	6.0	2.4
Avg. Stride Freq. [Hz]	2.2	2.2	2.2	2.1	2.1	2.2	2.3	2.2
Avg. Stride Length [m]	6.1	7.9	8.1	8.0	8.0	7.8	7.7	7.6



- [] Ranking at each section and finish
- .-.- No data available at this section
- NA No data available



Horse/Jockey Name	Deepstrike
Final Rank	2
Fastest Section Time (Section)	0:11.17 (1200m)
Top Speed [km/h] (Section)	66.0 (1200m)
Race State	Finished



Mackay QLD Professional

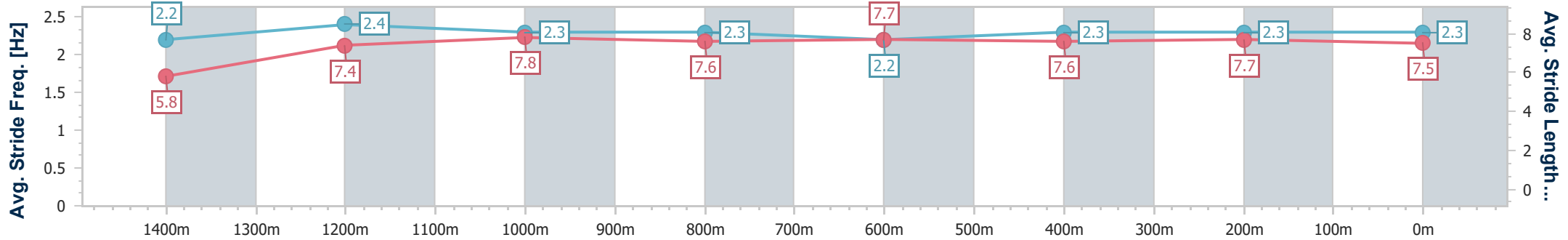
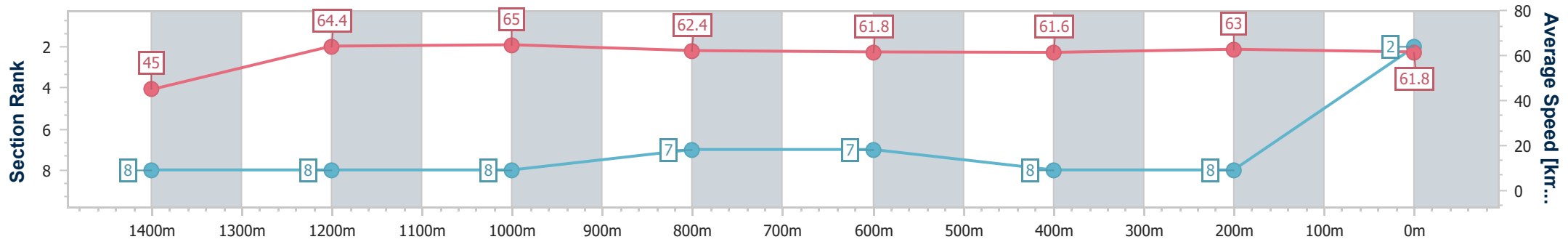
Race 2: Klien Tools OPEN Handicap - 1560m

28 September 2024 - 13:15

Track Rating: Good 4, Weather: Fine, Rail Position: +3m Entire



Section	Overall	1400m	1200m	1000m	800m	600m	400m	200m
Section Times	1:33.91 [2] (0:12.84)	1:21.07 [8] (0:11.23)	1:09.84 [8] (0:11.17)	0:58.67 [8] (0:11.59)	0:47.08 [7] (0:11.76)	0:35.32 [7] (0:11.91)	0:23.41 [8] (0:11.54)	0:11.87 [8] (0:11.87)
Average Speed [km/h]	45.0	64.4	65.0	62.4	61.8	61.6	63.0	61.8
Top Speed [km/h]	63.2	65.5	66.0	65.7	62.4	62.1	63.8	63.2
Avg. Dist. to Rail [m]	3.6	1.9	3.1	2.4	1.8	2.8	5.2	7.0
Avg. Stride Freq. [Hz]	2.2	2.4	2.3	2.3	2.2	2.3	2.3	2.3
Avg. Stride Length [m]	5.8	7.4	7.8	7.6	7.7	7.6	7.7	7.5



- [] Ranking at each section and finish
- .-.- No data available at this section
- NA No data available



Horse/Jockey Name	Magic Conqueror
Final Rank	3
Fastest Section Time (Section)	0:11.25 (1200m)
Top Speed [km/h] (Section)	65.6 (1400m)
Race State	Finished



Mackay QLD Professional

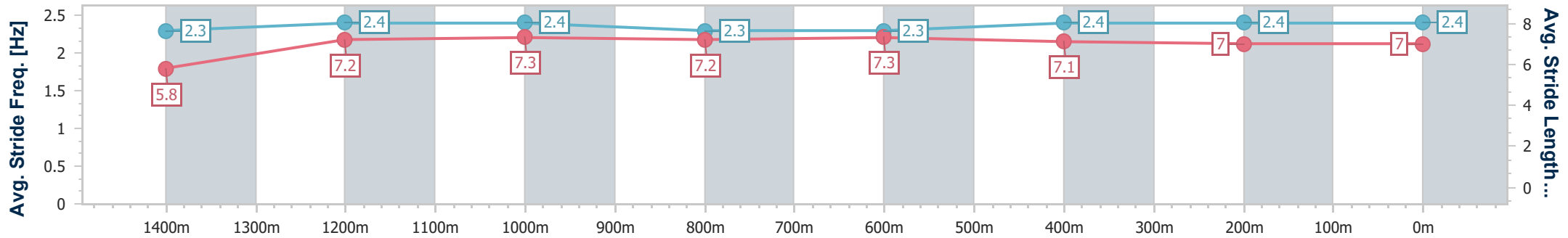
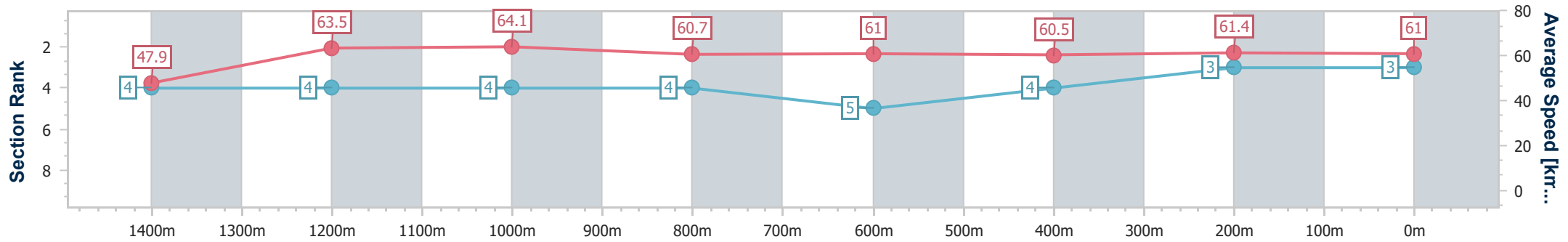
Race 2: Klien Tools OPEN Handicap - 1560m

28 September 2024 - 13:15

Track Rating: Good 4, Weather: Fine, Rail Position: +3m Entire



Section	Overall	1400m	1200m	1000m	800m	600m	400m	200m
Section Times	1:33.94 [3] (0:12.05)	1:21.89 [4] (0:11.38)	1:10.51 [4] (0:11.25)	0:59.26 [4] (0:11.84)	0:47.42 [4] (0:11.74)	0:35.68 [5] (0:11.87)	0:23.81 [4] (0:11.76)	0:12.05 [3] (0:12.05)
Average Speed [km/h]	47.9	63.5	64.1	60.7	61.0	60.5	61.4	61.0
Top Speed [km/h]	65.6	65.6	64.6	63.6	61.9	61.8	63.8	61.9
Avg. Dist. to Rail [m]	1.7	1.0	0.3	0.4	1.2	1.3	3.1	4.7
Avg. Stride Freq. [Hz]	2.3	2.4	2.4	2.3	2.3	2.4	2.4	2.4
Avg. Stride Length [m]	5.8	7.2	7.3	7.2	7.3	7.1	7.0	7.0



- [] Ranking at each section and finish
- .-.- No data available at this section
- NA No data available



Horse/Jockey Name	Such A Whit
Final Rank	4
Fastest Section Time (Section)	0:11.24 (1200m)
Top Speed [km/h] (Section)	65.3 (1200m)
Race State	Finished



Mackay QLD Professional

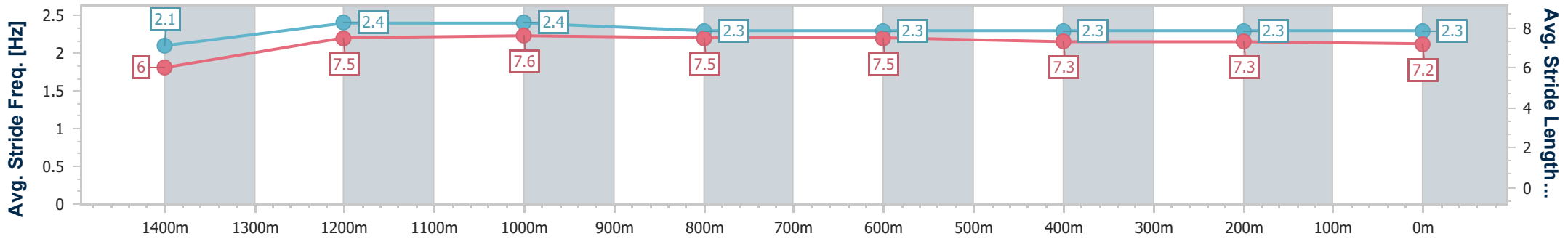
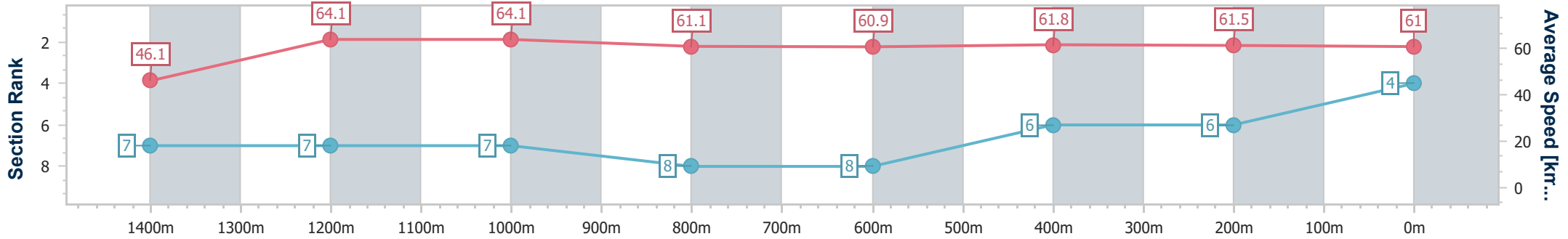
Race 2: Klien Tools OPEN Handicap - 1560m

28 September 2024 - 13:15

Track Rating: Good 4, Weather: Fine, Rail Position: +3m Entire



Section	Overall	1400m	1200m	1000m	800m	600m	400m	200m
Section Times	1:34.01 [4] (0:12.50)	1:21.51 [7] (0:11.33)	1:10.18 [7] (0:11.24)	0:58.94 [7] (0:11.80)	0:47.14 [8] (0:11.75)	0:35.39 [8] (0:11.59)	0:23.80 [6] (0:11.77)	0:12.03 [6] (0:12.03)
Average Speed [km/h]	46.1	64.1	64.1	61.1	60.9	61.8	61.5	61.0
Top Speed [km/h]	63.7	64.8	65.3	64.3	61.5	62.9	63.5	62.5
Avg. Dist. to Rail [m]	6.2	1.7	1.2	0.4	1.1	1.0	4.2	5.5
Avg. Stride Freq. [Hz]	2.1	2.4	2.4	2.3	2.3	2.3	2.3	2.3
Avg. Stride Length [m]	6.0	7.5	7.6	7.5	7.5	7.3	7.3	7.2



- [] Ranking at each section and finish
- .-.- No data available at this section
- NA No data available



Horse/Jockey Name	Valley Of Dreams
Final Rank	5
Fastest Section Time (Section)	0:11.20 (1200m)
Top Speed [km/h] (Section)	66.2 (1200m)
Race State	Finished



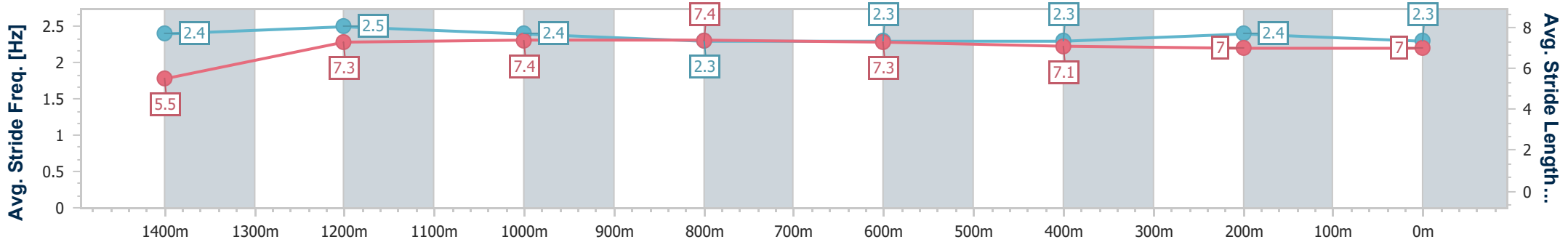
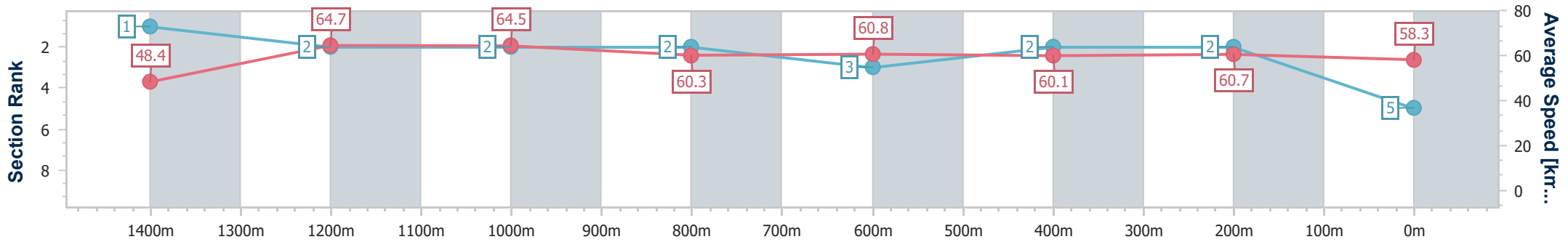
Mackay QLD Professional
Race 2: Klien Tools OPEN Handicap - 1560m



28 September 2024 - 13:15

Track Rating: Good 4, Weather: Fine, Rail Position: +3m Entire

Section	Overall	1400m	1200m	1000m	800m	600m	400m	200m
Section Times	1:34.42 [5] (0:11.88)	1:22.54 [1] (0:11.30)	1:11.24 [2] (0:11.20)	1:00.04 [2] (0:11.94)	0:48.10 [2] (0:11.73)	0:36.37 [3] (0:11.87)	0:24.50 [2] (0:11.90)	0:12.60 [2] (0:12.60)
Average Speed [km/h]	48.4	64.7	64.5	60.3	60.8	60.1	60.7	58.3
Top Speed [km/h]	65.8	66.0	66.2	62.3	61.9	60.9	62.4	60.5
Avg. Dist. to Rail [m]	4.1	2.8	0.8	0.4	1.4	1.4	2.7	3.1
Avg. Stride Freq. [Hz]	2.4	2.5	2.4	2.3	2.3	2.3	2.4	2.3
Avg. Stride Length [m]	5.5	7.3	7.4	7.4	7.3	7.1	7.0	7.0



- [] Ranking at each section and finish
- .-.-.- No data available at this section
- NA No data available



Horse/Jockey Name	Bering Sea
Final Rank	6
Fastest Section Time (Section)	0:11.21 (1200m)
Top Speed [km/h] (Section)	66.4 (1400m)
Race State	Finished



Mackay QLD Professional

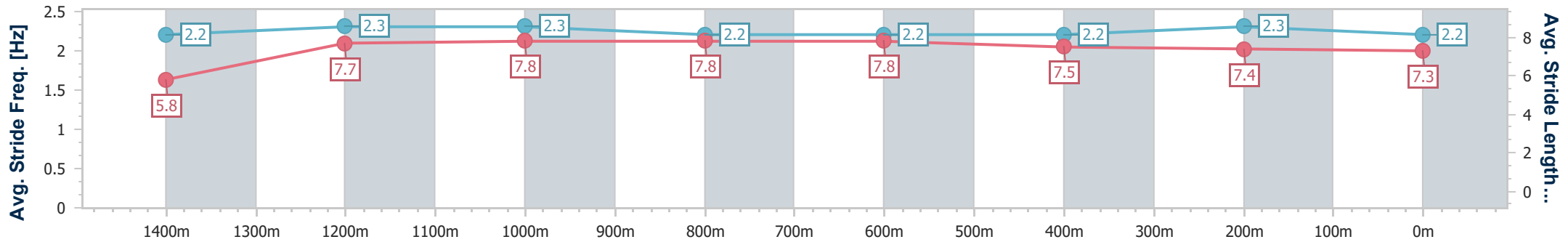
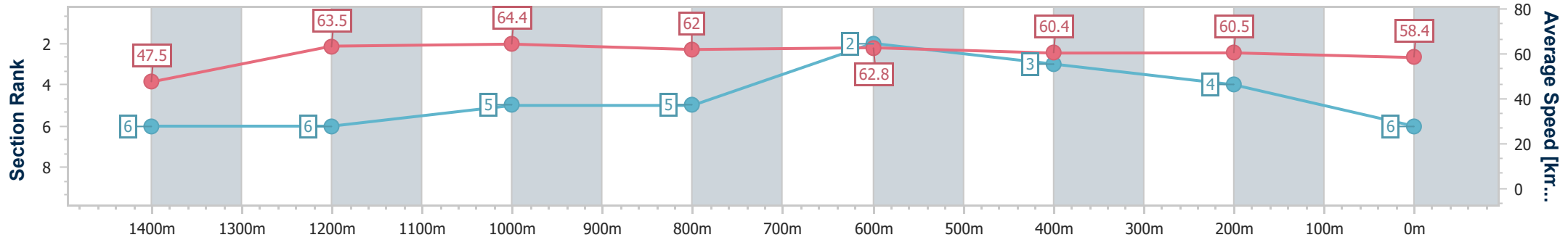
Race 2: Klien Tools OPEN Handicap - 1560m

28 September 2024 - 13:15

Track Rating: Good 4, Weather: Fine, Rail Position: +3m Entire



Section	Overall	1400m	1200m	1000m	800m	600m	400m	200m
Section Times	1:34.44 [6] (0:12.14)	1:22.30 [6] (0:11.54)	1:10.76 [6] (0:11.21)	0:59.55 [5] (0:11.65)	0:47.90 [5] (0:11.46)	0:36.44 [2] (0:11.94)	0:24.50 [3] (0:11.97)	0:12.53 [4] (0:12.53)
Average Speed [km/h]	47.5	63.5	64.4	62.0	62.8	60.4	60.5	58.4
Top Speed [km/h]	66.1	66.4	65.2	63.2	64.1	61.6	61.4	61.1
Avg. Dist. to Rail [m]	7.7	3.2	1.7	1.3	0.8	0.9	2.3	3.5
Avg. Stride Freq. [Hz]	2.2	2.3	2.3	2.2	2.2	2.2	2.3	2.2
Avg. Stride Length [m]	5.8	7.7	7.8	7.8	7.8	7.5	7.4	7.3



- [] Ranking at each section and finish
- .-.- No data available at this section
- NA No data available



Horse/Jockey Name	Fresh Prince
Final Rank	7
Fastest Section Time (Section)	0:11.22 (1200m)
Top Speed [km/h] (Section)	68.4 (Overall)
Race State	Finished



Mackay QLD Professional

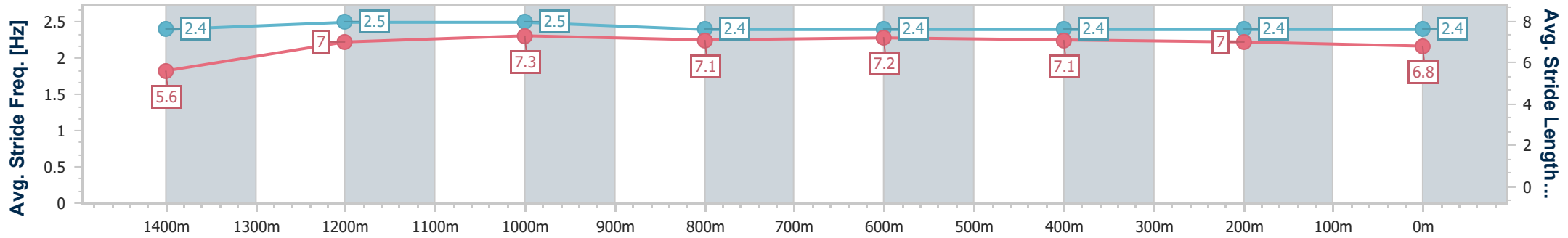
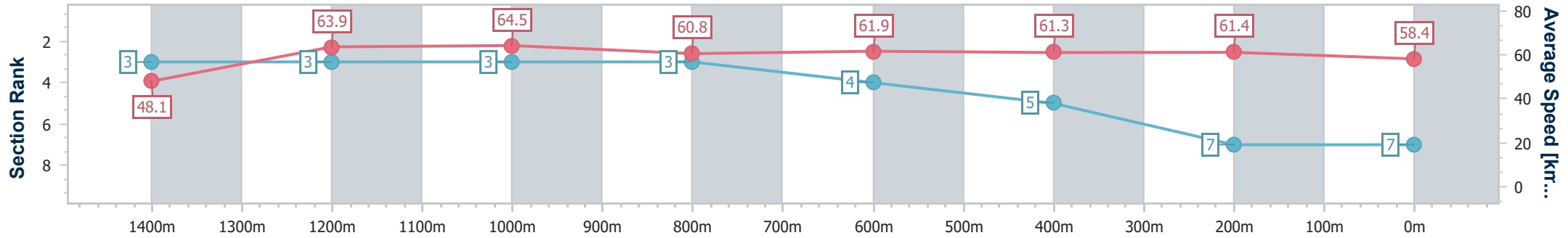
Race 2: Klien Tools OPEN Handicap - 1560m

28 September 2024 - 13:15

Track Rating: Good 4, Weather: Fine, Rail Position: +3m Entire



Section	Overall	1400m	1200m	1000m	800m	600m	400m	200m
Section Times	1:34.51 [7] (0:11.96)	1:22.55 [3] (0:11.37)	1:11.18 [3] (0:11.22)	0:59.96 [3] (0:11.91)	0:48.05 [3] (0:11.67)	0:36.38 [4] (0:12.01)	0:24.37 [5] (0:11.87)	0:12.50 [7] (0:12.50)
Average Speed [km/h]	48.1	63.9	64.5	60.8	61.9	61.3	61.4	58.4
Top Speed [km/h]	68.4	65.6	65.4	63.2	62.8	63.3	62.5	61.9
Avg. Dist. to Rail [m]	2.2	2.2	2.2	1.8	1.1	3.1	5.7	6.2
Avg. Stride Freq. [Hz]	2.4	2.5	2.5	2.4	2.4	2.4	2.4	2.4
Avg. Stride Length [m]	5.6	7.0	7.3	7.1	7.2	7.1	7.0	6.8



- [] Ranking at each section and finish
- .-.- No data available at this section
- NA No data available



Horse/Jockey Name	Bondurant
Final Rank	8
Fastest Section Time (Section)	0:11.06 (1200m)
Top Speed [km/h] (Section)	68.3 (Overall)
Race State	Finished



Mackay QLD Professional

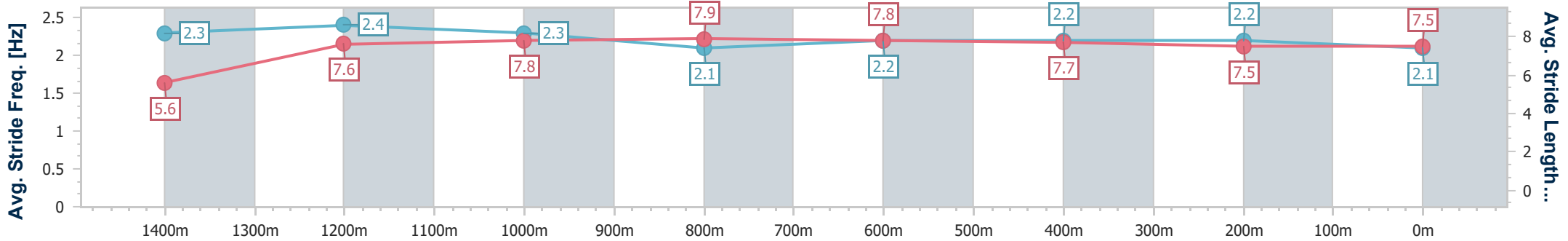
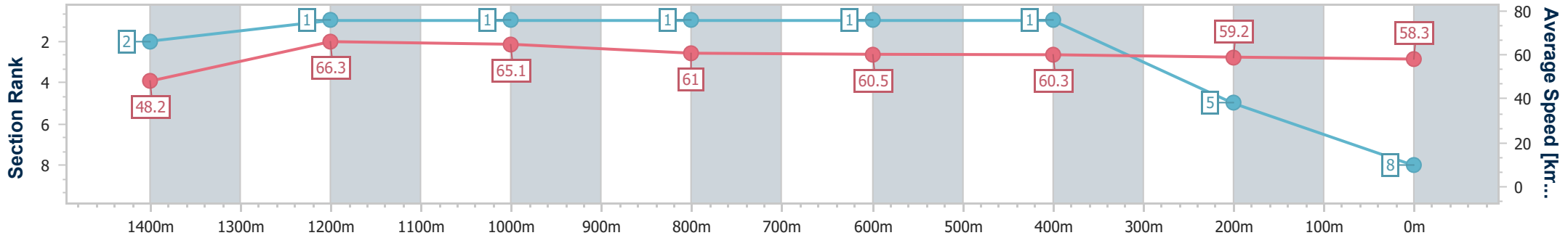
Race 2: Klien Tools OPEN Handicap - 1560m

28 September 2024 - 13:15

Track Rating: Good 4, Weather: Fine, Rail Position: +3m Entire



Section	Overall	1400m	1200m	1000m	800m	600m	400m	200m
Section Times	1:34.53 [8] (0:11.90)	1:22.63 [2] (0:11.09)	1:11.54 [1] (0:11.06)	1:00.48 [1] (0:11.90)	0:48.58 [1] (0:11.91)	0:36.67 [1] (0:11.96)	0:24.71 [1] (0:12.13)	0:12.58 [5] (0:12.58)
Average Speed [km/h]	48.2	66.3	65.1	61.0	60.5	60.3	59.2	58.3
Top Speed [km/h]	68.3	67.4	68.2	67.6	61.3	61.1	60.4	59.7
Avg. Dist. to Rail [m]	5.0	4.0	2.9	1.0	0.6	0.3	1.0	1.0
Avg. Stride Freq. [Hz]	2.3	2.4	2.3	2.1	2.2	2.2	2.2	2.1
Avg. Stride Length [m]	5.6	7.6	7.8	7.9	7.8	7.7	7.5	7.5



- [] Ranking at each section and finish
- .-.- No data available at this section
- NA No data available