



# Mackay QLD Professional

## Race 3: Schneider Electric Maiden Plate - 1100m

28 September 2024 - 13:59



MACKAY TURF CLUB  
Ooralea Racecourse

Track Rating: Good 4, Weather: Fine, Rail Position: +3m Entire

Section		Field Times											Last 600m	
		Overall	1000m	800m	600m	400m	200m						0:35.40	
		1:04.49 (0:08.30)	0:56.19 (0:10.39)	0:45.80 (0:10.40)	0:35.40 (0:11.01)	0:24.39 (0:11.79)	0:12.60 (0:12.60)							
Rank	TAB Horse/Jockey	Barrier	Top Speed [km/h]	Fastest Section								Margin	Distance Travelled [m]	
1	5 <b>ANDIRON</b> Jackson Murphy	4	70.7	0:08.51	1:04.49 [1] (0:08.51)	0:55.98 [5] (0:10.57)	0:45.41 [3] (0:10.47)	0:34.94 [3] (0:10.82)	0:24.12 [3] (0:11.52)	0:12.60 [1] (0:12.60)	1:04.49	0:34.94		
2	2 <b>BIGCAT</b> Ryan Wiggins	7	71.7	0:08.43	1:04.50 [2] (0:08.43)	0:56.07 [4] (0:10.36)	0:45.71 [2] (0:10.51)	0:35.20 [2] (0:10.94)	0:24.26 [2] (0:11.71)	0:12.55 [2] (0:12.55)	0.04L	0:35.20	+4	
3	3 <b>FRACTIONAL</b> Brooke Johnson	6	68.9	0:08.38	1:05.08 [3] (0:08.38)	0:56.70 [2] (0:10.91)	0:45.79 [5] (0:10.99)	0:34.80 [5] (0:11.38)	0:23.42 [5] (0:11.41)	0:12.01 [5] (0:12.01)	3.47L	0:34.80	+12	
4	11 <b>KOITAKI SUNDAY</b> Adrian Layt	5	69.5	0:08.72	1:05.30 [4] (0:08.72)	0:56.58 [8] (0:10.64)	0:45.94 [6] (0:10.75)	0:35.19 [4] (0:11.15)	0:24.04 [4] (0:11.57)	0:12.47 [4] (0:12.47)	4.76L	0:35.19	+8	
5	9 <b>OBLIGATED</b> Chris Whiteley	2	70.3	0:08.30	1:05.66 [5] (0:08.30)	0:57.36 [1] (0:10.39)	0:46.97 [1] (0:10.40)	0:36.57 [1] (0:11.01)	0:25.56 [1] (0:12.09)	0:13.47 [3] (0:13.47)	6.84L	0:36.57	+4	
6	1 <b>ALFAVITA</b> Justin Huxtable	8	68.1	0:08.58	1:05.78 [6] (0:08.58)	0:57.20 [6] (0:11.00)	0:46.20 [7] (0:11.03)	0:35.17 [7] (0:11.54)	0:23.63 [6] (0:11.73)	0:11.90 [6] (0:11.90)	7.56L	0:35.17	+10	
7	8 <b>NEPTUNE LEGEND</b> Olivia Kendal	1	66.9	0:09.18	1:06.57 [7] (0:09.18)	0:57.39 [9] (0:11.03)	0:46.36 [9] (0:10.98)	0:35.38 [9] (0:11.35)	0:24.03 [9] (0:11.83)	0:12.20 [8] (0:12.20)	12.19L	0:35.38	+6	
8	6 <b>FAIRYBOWER FLYER</b> Erin Molloy	10	67.2	0:08.67	1:06.71 [8] (0:08.67)	0:58.04 [7] (0:11.17)	0:46.87 [8] (0:11.04)	0:35.83 [8] (0:11.35)	0:24.48 [7] (0:11.82)	0:12.66 [7] (0:12.66)	13.06L	0:35.83	+16	
9	4 <b>MARVIN ROCKET</b> Ashley Butler	3	67.9	0:08.41	1:10.84 [9] (0:08.41)	1:02.43 [3] (0:10.86)	0:51.57 [4] (0:11.09)	0:40.48 [6] (0:12.07)	0:28.41 [8] (0:12.98)	0:15.43 [9] (0:15.43)	37.3L	0:40.48	+2	

Scratched: Markerink (#7), Shekinah (#12), Stellar Legend (#10)

[ ] Ranking at each section and finish  
 -:-:- No data available at this section  
 NA No data available

SCN Saddle cloth number  
 DNF Did not finish  
 DNT Did not track



Horse/Jockey Name	Andiron
Final Rank	1
Fastest Section Time (Section)	0:08.51 (Overall)
Top Speed [km/h] (Section)	70.7 (1000m)
Race State	Finished



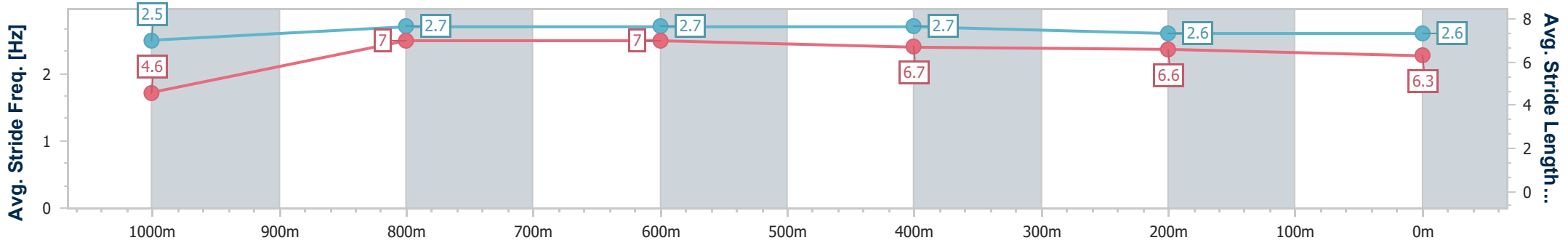
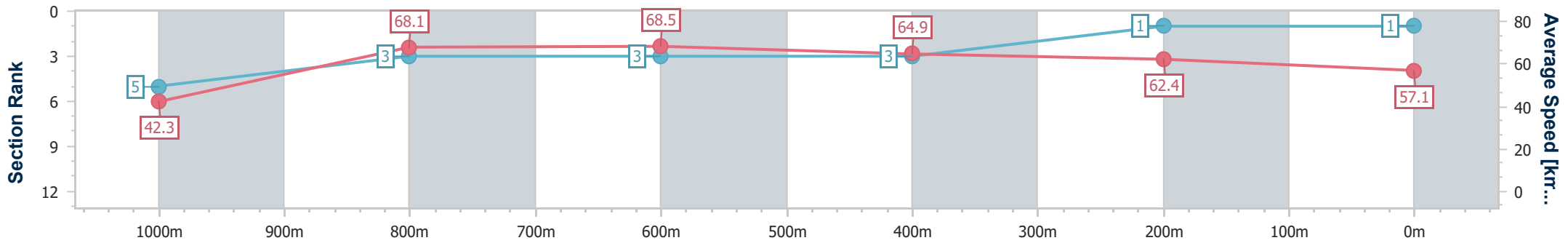
Mackay QLD Professional  
Race 3: Schneider Electric Maiden Plate - 1100m



28 September 2024 - 13:59

Track Rating: Good 4, Weather: Fine, Rail Position: +3m Entire

Section	Overall	1000m	800m	600m	400m	200m
Section Times	1:04.49 [1] (0:08.51)	0:55.98 [5] (0:10.57)	0:45.41 [3] (0:10.47)	0:34.94 [3] (0:10.82)	0:24.12 [3] (0:11.52)	0:12.60 [1] (0:12.60)
Average Speed [km/h]	42.3	68.1	68.5	64.9	62.4	57.1
Top Speed [km/h]	66.1	70.7	69.7	66.5	63.5	61.6
Avg. Dist. to Rail [m]	2.9	0.6	1.0	3.2	2.7	5.0
Avg. Stride Freq. [Hz]	2.5	2.7	2.7	2.7	2.6	2.6
Avg. Stride Length [m]	4.6	7.0	7.0	6.7	6.6	6.3



- [ ] Ranking at each section and finish
- .-.- No data available at this section
- NA No data available



Horse/Jockey Name	Bigcat
Final Rank	2
Fastest Section Time (Section)	0:08.43 (Overall)
Top Speed [km/h] (Section)	71.7 (1000m)
Race State	Finished



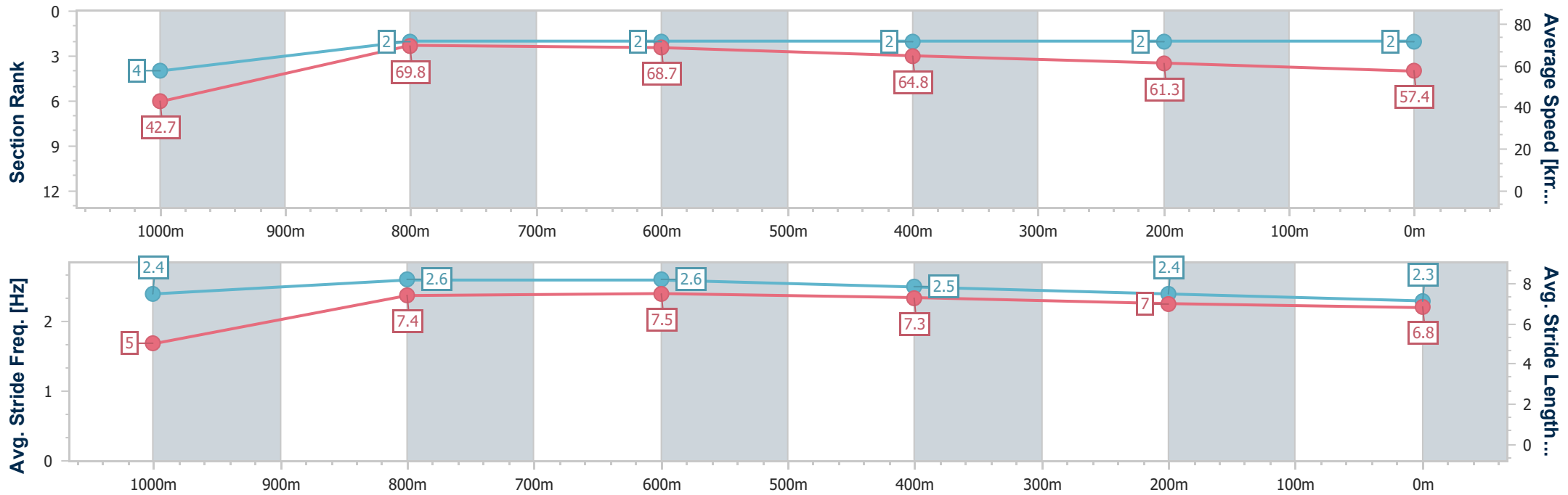
Mackay QLD Professional  
Race 3: Schneider Electric Maiden Plate - 1100m



28 September 2024 - 13:59

Track Rating: Good 4, Weather: Fine, Rail Position: +3m Entire

Section	Overall	1000m	800m	600m	400m	200m
Section Times	1:04.50 [2] (0:08.43)	0:56.07 [4] (0:10.36)	0:45.71 [2] (0:10.51)	0:35.20 [2] (0:10.94)	0:24.26 [2] (0:11.71)	0:12.55 [2] (0:12.55)
Average Speed [km/h]	42.7	69.8	68.7	64.8	61.3	57.4
Top Speed [km/h]	67.3	71.7	70.0	65.7	63.3	61.1
Avg. Dist. to Rail [m]	6.5	2.1	1.1	2.2	2.1	4.7
Avg. Stride Freq. [Hz]	2.4	2.6	2.6	2.5	2.4	2.3
Avg. Stride Length [m]	5.0	7.4	7.5	7.3	7.0	6.8



- [ ] Ranking at each section and finish
- .-.- No data available at this section
- NA No data available



Horse/Jockey Name	Fractional
Final Rank	3
Fastest Section Time (Section)	0:08.38 (Overall)
Top Speed [km/h] (Section)	68.9 (1000m)
Race State	Finished



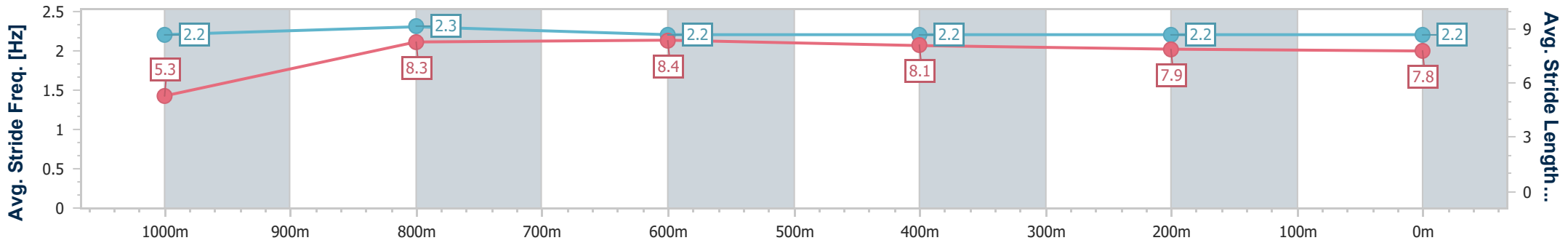
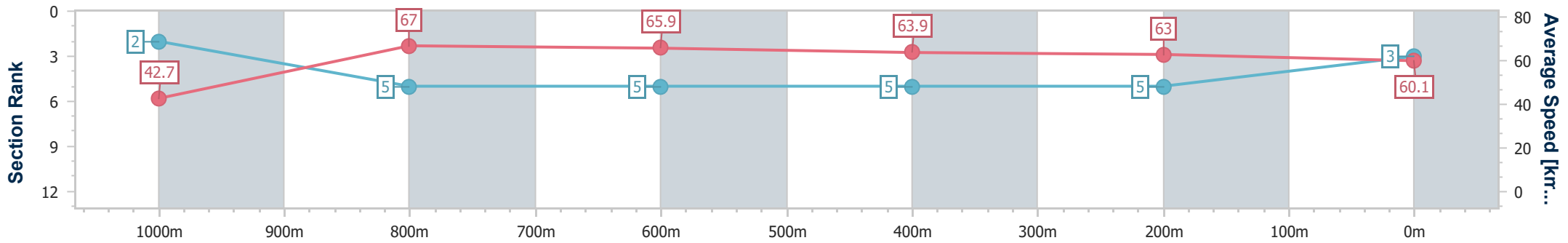
Mackay QLD Professional  
Race 3: Schneider Electric Maiden Plate - 1100m



28 September 2024 - 13:59

Track Rating: Good 4, Weather: Fine, Rail Position: +3m Entire

Section	Overall	1000m	800m	600m	400m	200m
Section Times	1:05.08 [3] (0:08.38)	0:56.70 [2] (0:10.91)	0:45.79 [5] (0:10.99)	0:34.80 [5] (0:11.38)	0:23.42 [5] (0:11.41)	0:12.01 [5] (0:12.01)
Average Speed [km/h]	42.7	67.0	65.9	63.9	63.0	60.1
Top Speed [km/h]	67.8	68.9	68.1	65.2	63.8	62.9
Avg. Dist. to Rail [m]	6.1	2.5	2.4	1.2	0.7	2.3
Avg. Stride Freq. [Hz]	2.2	2.3	2.2	2.2	2.2	2.2
Avg. Stride Length [m]	5.3	8.3	8.4	8.1	7.9	7.8



- [ ] Ranking at each section and finish
- .-.- No data available at this section
- NA No data available



Horse/Jockey Name	Koitaki Sunday
Final Rank	4
Fastest Section Time (Section)	0:08.72 (Overall)
Top Speed [km/h] (Section)	69.5 (1000m)
Race State	Finished



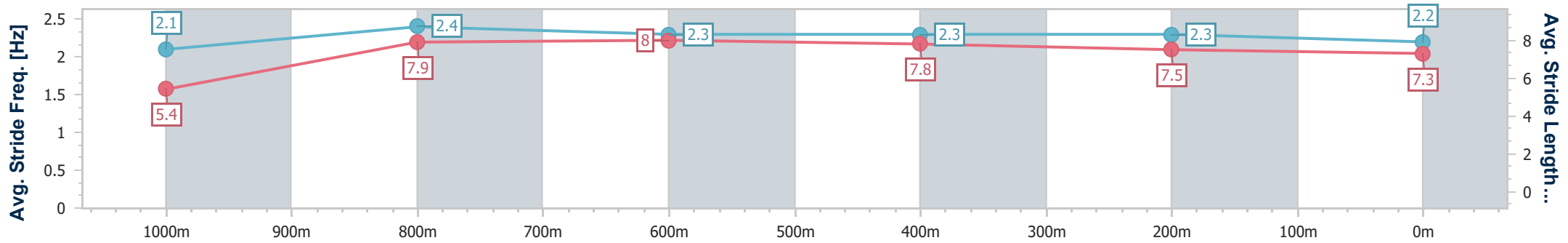
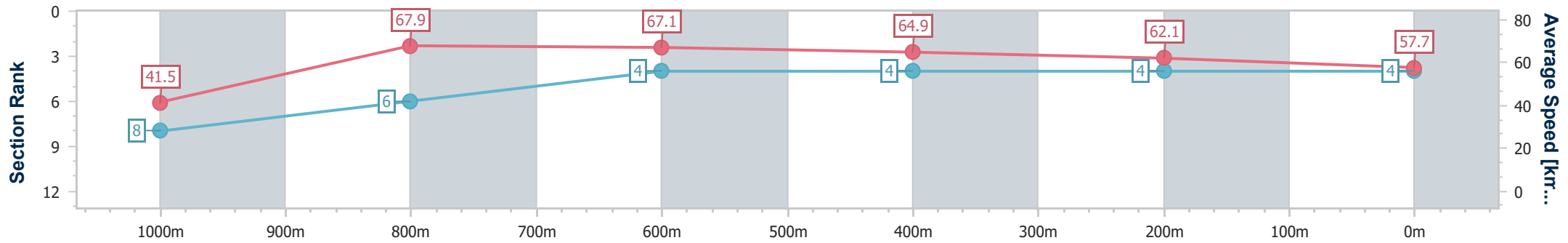
Mackay QLD Professional  
Race 3: Schneider Electric Maiden Plate - 1100m



28 September 2024 - 13:59

Track Rating: Good 4, Weather: Fine, Rail Position: +3m Entire

Section	Overall	1000m	800m	600m	400m	200m
Section Times	1:05.30 [4] (0:08.72)	0:56.58 [8] (0:10.64)	0:45.94 [6] (0:10.75)	0:35.19 [4] (0:11.15)	0:24.04 [4] (0:11.57)	0:12.47 [4]
Average Speed [km/h]	41.5	67.9	67.1	64.9	62.1	57.7
Top Speed [km/h]	64.5	69.5	68.7	65.9	63.7	61.1
Avg. Dist. to Rail [m]	4.8	1.3	1.6	0.5	2.3	4.5
Avg. Stride Freq. [Hz]	2.1	2.4	2.3	2.3	2.3	2.2
Avg. Stride Length [m]	5.4	7.9	8.0	7.8	7.5	7.3



- [ ] Ranking at each section and finish
- .-.- No data available at this section
- NA No data available



Horse/Jockey Name	Obligated
Final Rank	5
Fastest Section Time (Section)	0:08.30 (Overall)
Top Speed [km/h] (Section)	70.3 (1000m)
Race State	Finished



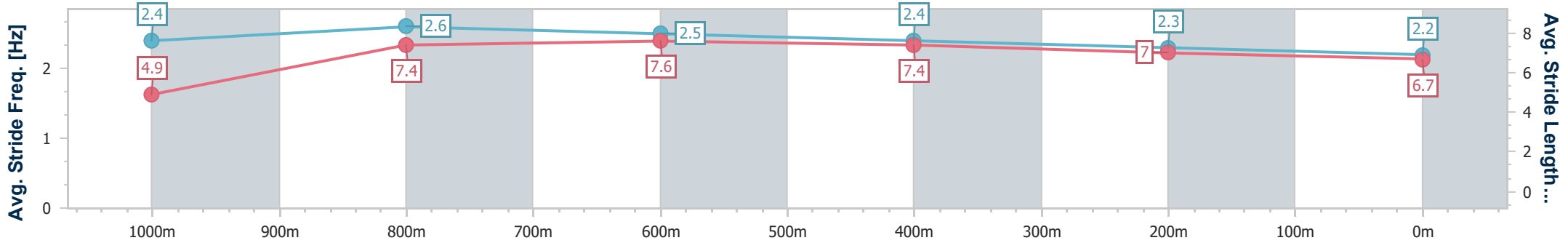
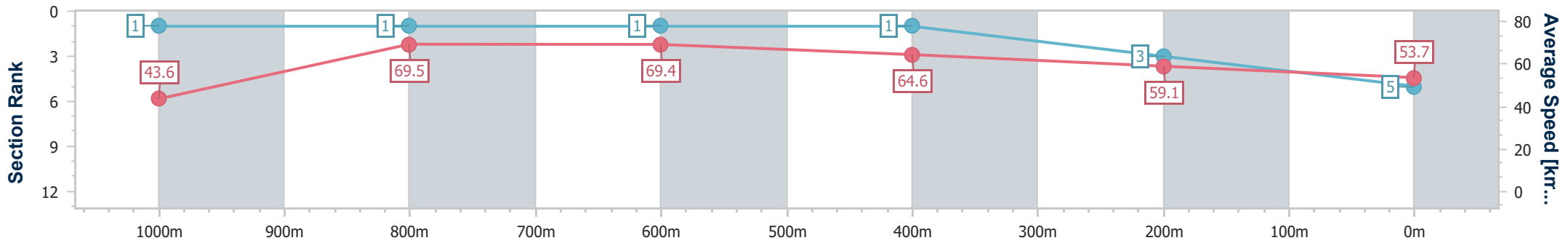
Mackay QLD Professional  
Race 3: Schneider Electric Maiden Plate - 1100m



28 September 2024 - 13:59

Track Rating: Good 4, Weather: Fine, Rail Position: +3m Entire

Section	Overall	1000m	800m	600m	400m	200m
Section Times	1:05.66 [5] (0:08.30)	0:57.36 [1] (0:10.39)	0:46.97 [1] (0:10.40)	0:36.57 [1] (0:11.01)	0:25.56 [1] (0:12.09)	0:13.47 [3] (0:13.47)
Average Speed [km/h]	43.6	69.5	69.4	64.6	59.1	53.7
Top Speed [km/h]	67.6	70.3	70.2	66.0	62.4	57.7
Avg. Dist. to Rail [m]	2.2	1.3	1.0	2.0	1.4	1.8
Avg. Stride Freq. [Hz]	2.4	2.6	2.5	2.4	2.3	2.2
Avg. Stride Length [m]	4.9	7.4	7.6	7.4	7.0	6.7



- [ ] Ranking at each section and finish
- .-.- No data available at this section
- NA No data available



Horse/Jockey Name	Alfavita
Final Rank	6
Fastest Section Time (Section)	0:08.58 (Overall)
Top Speed [km/h] (Section)	68.1 (1000m)
Race State	Finished



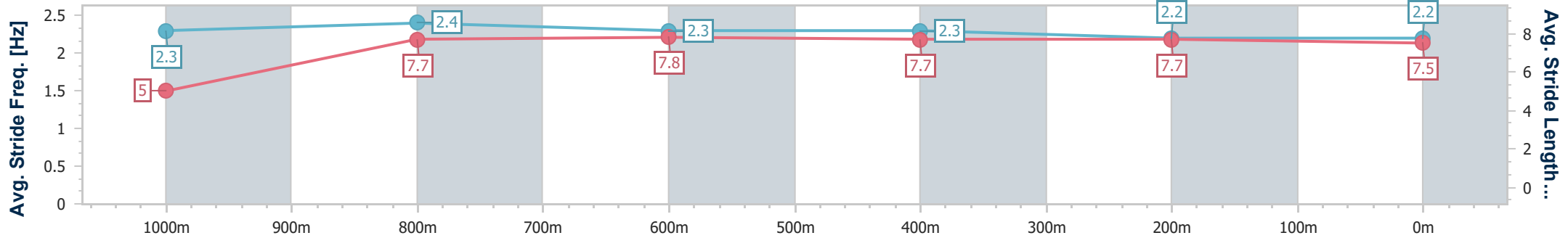
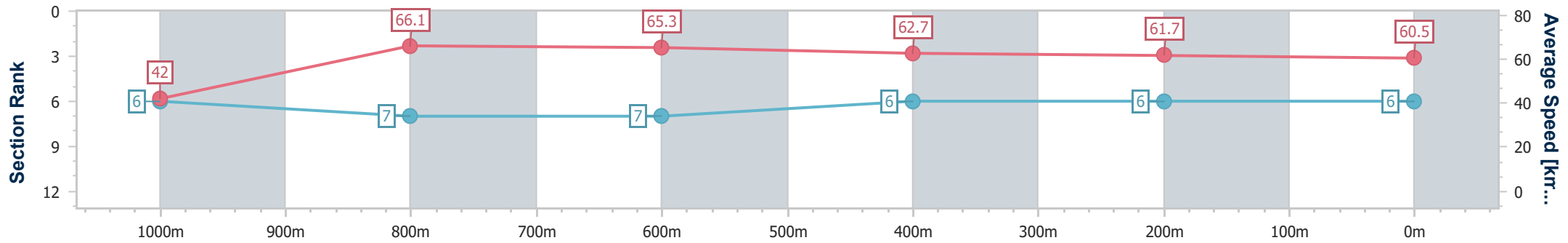
Mackay QLD Professional  
Race 3: Schneider Electric Maiden Plate - 1100m



28 September 2024 - 13:59

Track Rating: Good 4, Weather: Fine, Rail Position: +3m Entire

Section	Overall	1000m	800m	600m	400m	200m
Section Times	1:05.78 [6] (0:08.58)	0:57.20 [6] (0:11.00)	0:46.20 [7] (0:11.03)	0:35.17 [7] (0:11.54)	0:23.63 [6] (0:11.73)	0:11.90 [6] (0:11.90)
Average Speed [km/h]	42.0	66.1	65.3	62.7	61.7	60.5
Top Speed [km/h]	63.8	68.1	67.7	64.4	62.4	62.2
Avg. Dist. to Rail [m]	7.5	2.5	1.1	1.4	2.8	2.7
Avg. Stride Freq. [Hz]	2.3	2.4	2.3	2.3	2.2	2.2
Avg. Stride Length [m]	5.0	7.7	7.8	7.7	7.7	7.5



- [ ] Ranking at each section and finish
- .-.- No data available at this section
- NA No data available



Horse/Jockey Name	Neptune Legend
Final Rank	7
Fastest Section Time (Section)	0:09.18 (Overall)
Top Speed [km/h] (Section)	66.9 (1000m)
Race State	Finished



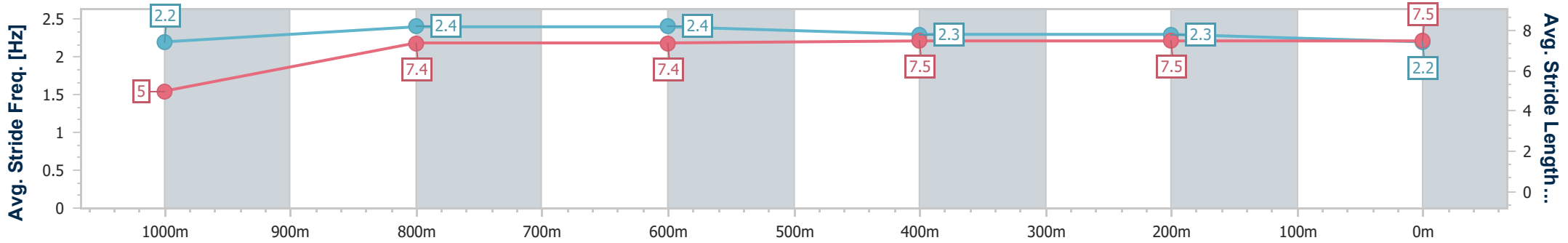
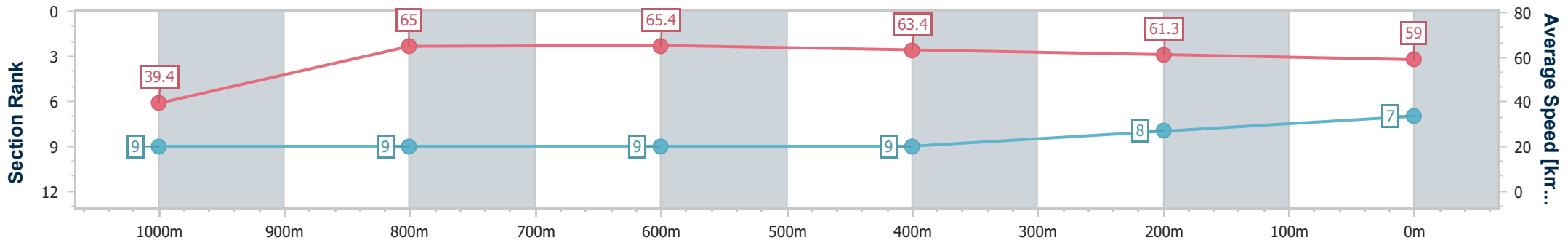
Mackay QLD Professional  
Race 3: Schneider Electric Maiden Plate - 1100m



28 September 2024 - 13:59

Track Rating: Good 4, Weather: Fine, Rail Position: +3m Entire

Section	Overall	1000m	800m	600m	400m	200m
Section Times	1:06.57 [7] (0:09.18)	0:57.39 [9] (0:11.03)	0:46.36 [9] (0:10.98)	0:35.38 [9] (0:11.35)	0:24.03 [9] (0:11.83)	0:12.20 [8] (0:12.20)
Average Speed [km/h]	39.4	65.0	65.4	63.4	61.3	59.0
Top Speed [km/h]	60.5	66.9	66.6	64.6	62.2	60.9
Avg. Dist. to Rail [m]	1.5	0.4	0.6	0.8	3.1	1.4
Avg. Stride Freq. [Hz]	2.2	2.4	2.4	2.3	2.3	2.2
Avg. Stride Length [m]	5.0	7.4	7.4	7.5	7.5	7.5



- [ ] Ranking at each section and finish
- .-.- No data available at this section
- NA No data available





Horse/Jockey Name	Fairybower Flyer
Final Rank	8
Fastest Section Time (Section)	0:08.67 (Overall)
Top Speed [km/h] (Section)	67.2 (800m)
Race State	Finished



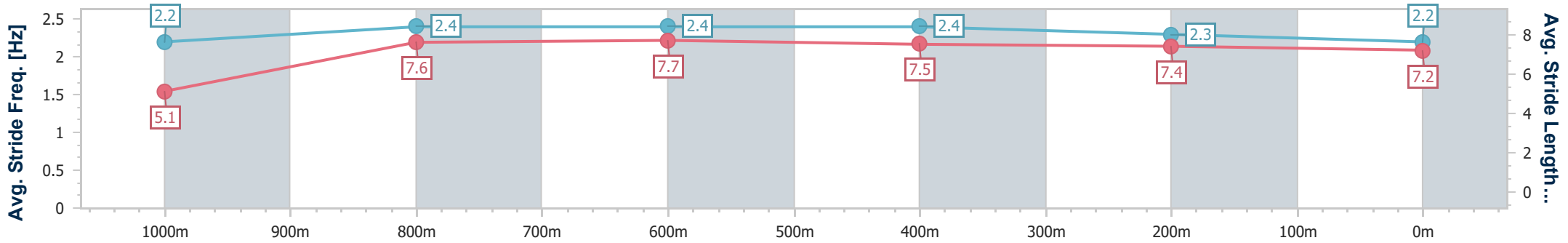
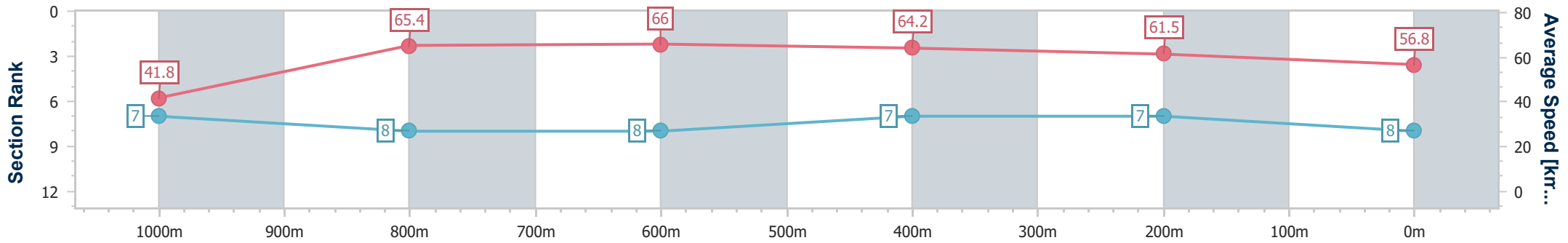
Mackay QLD Professional  
Race 3: Schneider Electric Maiden Plate - 1100m



28 September 2024 - 13:59

Track Rating: Good 4, Weather: Fine, Rail Position: +3m Entire

Section	Overall	1000m	800m	600m	400m	200m
Section Times	1:06.71 [8] (0:08.67)	0:58.04 [7] (0:11.17)	0:46.87 [8] (0:11.04)	0:35.83 [8] (0:11.35)	0:24.48 [7] (0:11.82)	0:12.66 [7] (0:12.66)
Average Speed [km/h]	41.8	65.4	66.0	64.2	61.5	56.8
Top Speed [km/h]	63.8	66.6	67.2	66.3	63.6	60.4
Avg. Dist. to Rail [m]	8.6	4.3	4.4	2.1	4.5	4.6
Avg. Stride Freq. [Hz]	2.2	2.4	2.4	2.4	2.3	2.2
Avg. Stride Length [m]	5.1	7.6	7.7	7.5	7.4	7.2



- [ ] Ranking at each section and finish
- .-.-.- No data available at this section
- NA No data available



Horse/Jockey Name	Marvin Rocket
Final Rank	9
Fastest Section Time (Section)	0:08.41 (Overall)
Top Speed [km/h] (Section)	67.9 (1000m)
Race State	Finished



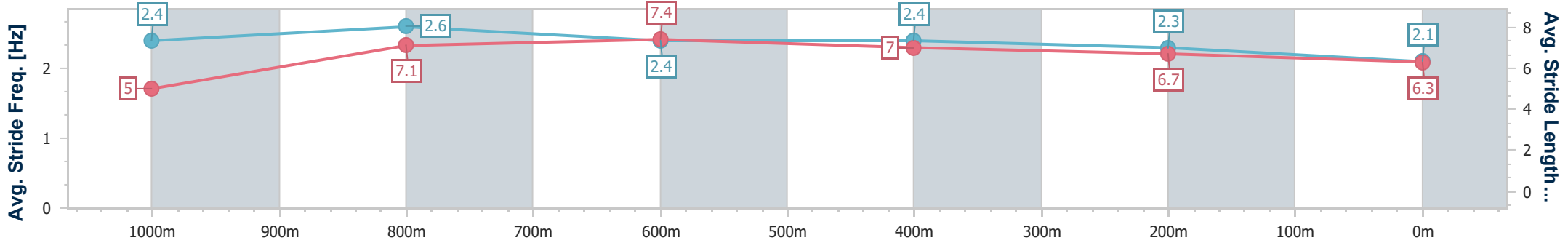
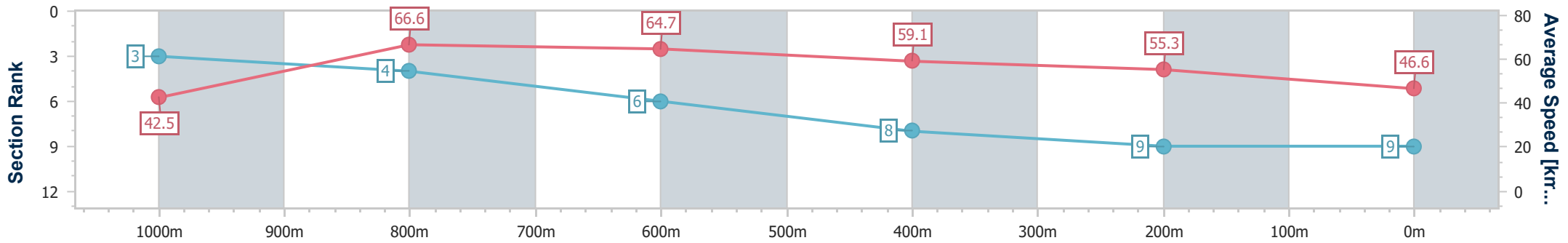
Mackay QLD Professional  
Race 3: Schneider Electric Maiden Plate - 1100m



28 September 2024 - 13:59

Track Rating: Good 4, Weather: Fine, Rail Position: +3m Entire

Section	Overall	1000m	800m	600m	400m	200m
Section Times	1:10.84 [9] (0:08.41)	1:02.43 [3] (0:10.86)	0:51.57 [4] (0:11.09)	0:40.48 [6] (0:12.07)	0:28.41 [8] (0:12.98)	0:15.43 [9] (0:15.43)
Average Speed [km/h]	42.5	66.6	64.7	59.1	55.3	46.6
Top Speed [km/h]	65.6	67.9	66.2	62.8	57.0	52.8
Avg. Dist. to Rail [m]	2.4	0.7	0.5	1.4	1.5	1.9
Avg. Stride Freq. [Hz]	2.4	2.6	2.4	2.4	2.3	2.1
Avg. Stride Length [m]	5.0	7.1	7.4	7.0	6.7	6.3



- [ ] Ranking at each section and finish
- .-.- No data available at this section
- NA No data available