



Toowoomba QLD Professional

Race 4: EUREKA STUD Fillies and Mares BENCHMARK 78 Handicap - 1200m

28 September 2024 - 15:52



Track Rating: Heavy 8, Weather: Overcast, Rail Position: True

Section	Field Times	Overall	1000m	800m	600m	400m	200m	Last 600m						
		1:13.08 (0:13.44)	0:59.64 (0:11.48)	0:48.16 (0:12.10)	0:36.06 (0:12.08)	0:23.98 (0:12.06)	0:11.92 (0:11.92)	0:36.06						
Rank	TAB	Horse/Jockey	Barrier	Top Speed [km/h]	Fastest Section	Margin	Distance Travelled [m]							
1	3	TARA JASMINE Samantha Collett	9	65.7	0:11.44	1:13.08 [1] (0:14.37)	0:58.71 [9] (0:11.44)	0:47.27 [9] (0:11.80)	0:35.47 [8] (0:11.87)	0:23.60 [6] (0:11.68)	0:11.92 [1] (0:11.92)	1:13.08	0:35.47	
2	1	EXOTIQUE MISS Tahlia Fenlon	8	65.8	0:11.51	1:13.23 [2] (0:13.71)	0:59.52 [4] (0:11.51)	0:48.01 [4] (0:12.00)	0:36.01 [3] (0:12.07)	0:23.94 [2] (0:11.94)	0:12.00 [2] (0:12.00)	0.8L	0:36.01	+0
3	4	SPIRIT QUEEN James Orman	12	65.1	0:11.73	1:13.56 [3] (0:14.02)	0:59.54 [8] (0:11.73)	0:47.81 [8] (0:11.96)	0:35.85 [9] (0:12.05)	0:23.80 [9] (0:11.75)	0:12.05 [7] (0:12.05)	2.6L	0:35.85	+0
4	5	PARTY SPIRIT Mark Du Plessis	2	63.8	0:11.60	1:13.71 [4] (0:13.49)	1:00.22 [3] (0:11.60)	0:48.62 [2] (0:12.10)	0:36.52 [2] (0:12.11)	0:24.41 [3] (0:11.95)	0:12.46 [3] (0:12.46)	3.4L	0:36.52	-2
5	12	PITAVAGO Georgina Cartwright	7	65.3	0:11.59	1:14.02 [5] (0:13.81)	1:00.21 [6] (0:11.59)	0:48.62 [6] (0:12.00)	0:36.62 [5] (0:12.10)	0:24.52 [7] (0:11.98)	0:12.54 [6] (0:12.54)	5.2L	0:36.62	-4
6	13	TATTLE Robbie Dolan	10	63.6	0:11.65	1:14.17 [6] (0:13.93)	1:00.24 [7] (0:11.65)	0:48.59 [7] (0:11.93)	0:36.66 [6] (0:11.94)	0:24.72 [5] (0:12.32)	0:12.40 [9] (0:12.40)	6L	0:36.66	-1
7	2	MEMORIA Emily Lang	1	63.8	0:11.71	1:14.19 [7] (0:13.44)	1:00.75 [1] (0:11.71)	0:49.04 [3] (0:12.08)	0:36.96 [4] (0:12.13)	0:24.83 [4] (0:12.08)	0:12.75 [5] (0:12.75)	6.1L	0:36.96	-5
8	8	RICH MINX Andrew Mallyon	11	66.1	0:11.43	1:14.26 [8] (0:13.49)	1:00.77 [2] (0:11.43)	0:49.34 [1] (0:12.10)	0:37.24 [1] (0:12.08)	0:25.16 [1] (0:12.22)	0:12.94 [4] (0:12.94)	6.4L	0:37.24	-5
9	9	DISCERNING Justin Stanley	3	65.4	0:11.63	1:14.70 [9] (0:13.74)	1:00.96 [5] (0:11.63)	0:49.33 [5] (0:12.22)	0:37.11 [7] (0:11.96)	0:25.15 [8] (0:12.01)	0:13.14 [8] (0:13.14)	8.9L	0:37.11	-9

Scratched: Miss Bayles (#11), Drammatica (#6), Dream Lantern (#10), Jubai Pride (#7)



Horse/Jockey Name	Tara Jasmine
Final Rank	1
Fastest Section Time (Section)	0:11.44 (1000m)
Top Speed [km/h] (Section)	65.7 (Overall)
Race State	Finished



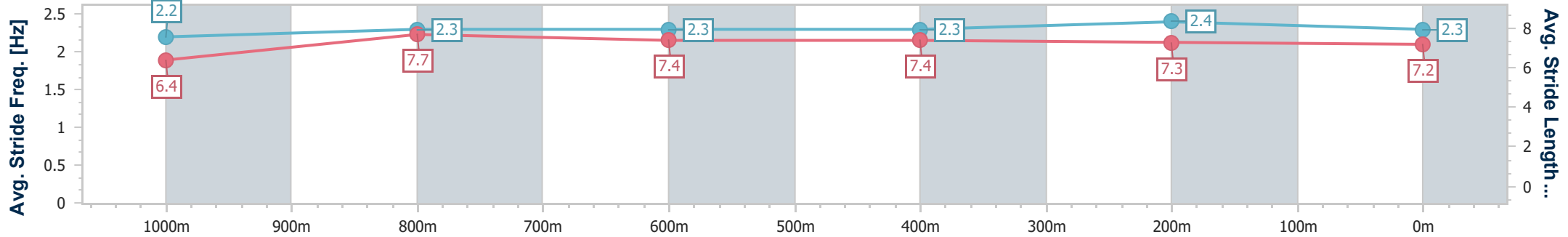
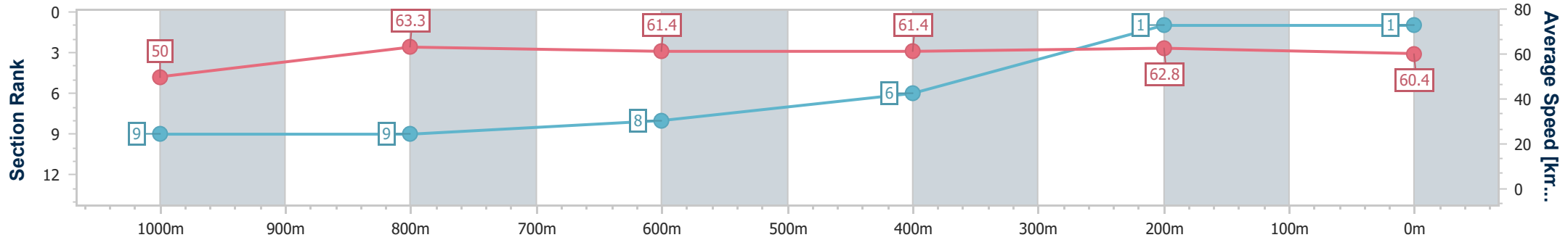
Toowoomba QLD Professional
Race 4: EUREKA STUD Fillies and Mares BENCHMARK 78
Handicap - 1200m



28 September 2024 - 15:52

Track Rating: Heavy 8, Weather: Overcast, Rail Position: True

Section	Overall	1000m	800m	600m	400m	200m
Section Times	1:13.08 [1] (0:14.37)	0:58.71 [9] (0:11.44)	0:47.27 [9] (0:11.80)	0:35.47 [8] (0:11.87)	0:23.60 [6] (0:11.68)	0:11.92 [1] (0:11.92)
Average Speed [km/h]	50.0	63.3	61.4	61.4	62.8	60.4
Top Speed [km/h]	65.7	65.2	63.6	62.7	63.8	63.7
Avg. Dist. to Rail [m]	7.0	1.6	1.7	2.9	5.2	5.5
Avg. Stride Freq. [Hz]	2.2	2.3	2.3	2.3	2.4	2.3
Avg. Stride Length [m]	6.4	7.7	7.4	7.4	7.3	7.2



- [] Ranking at each section and finish
- .-.- No data available at this section
- NA No data available



Horse/Jockey Name	Exotique Miss
Final Rank	2
Fastest Section Time (Section)	0:11.51 (1000m)
Top Speed [km/h] (Section)	65.8 (Overall)
Race State	Finished



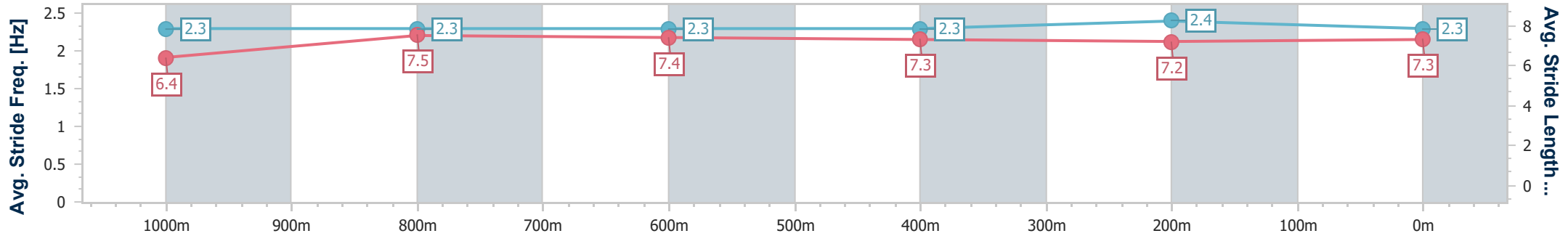
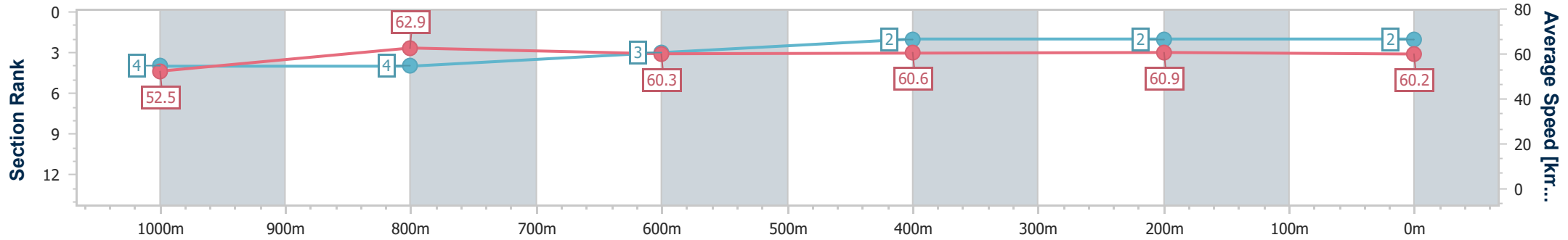
Toowoomba QLD Professional
Race 4: EUREKA STUD Fillies and Mares BENCHMARK 78
Handicap - 1200m



28 September 2024 - 15:52

Track Rating: Heavy 8, Weather: Overcast, Rail Position: True

Section	Overall	1000m	800m	600m	400m	200m
Section Times	1:13.23 [2] (0:13.71)	0:59.52 [4] (0:11.51)	0:48.01 [4] (0:12.00)	0:36.01 [3] (0:12.07)	0:23.94 [2] (0:11.94)	0:12.00 [2] (0:12.00)
Average Speed [km/h]	52.5	62.9	60.3	60.6	60.9	60.2
Top Speed [km/h]	65.8	64.5	62.2	61.0	62.1	61.8
Avg. Dist. to Rail [m]	5.2	2.3	2.1	2.5	4.1	3.7
Avg. Stride Freq. [Hz]	2.3	2.3	2.3	2.3	2.4	2.3
Avg. Stride Length [m]	6.4	7.5	7.4	7.3	7.2	7.3



- [] Ranking at each section and finish
- .-.- No data available at this section
- NA No data available



Horse/Jockey Name	Spirit Queen
Final Rank	3
Fastest Section Time (Section)	0:11.73 (1000m)
Top Speed [km/h] (Section)	65.1 (Overall)
Race State	Finished



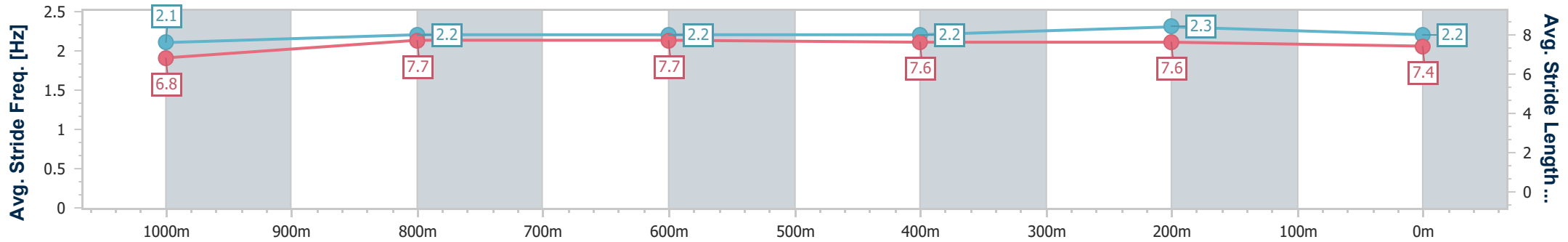
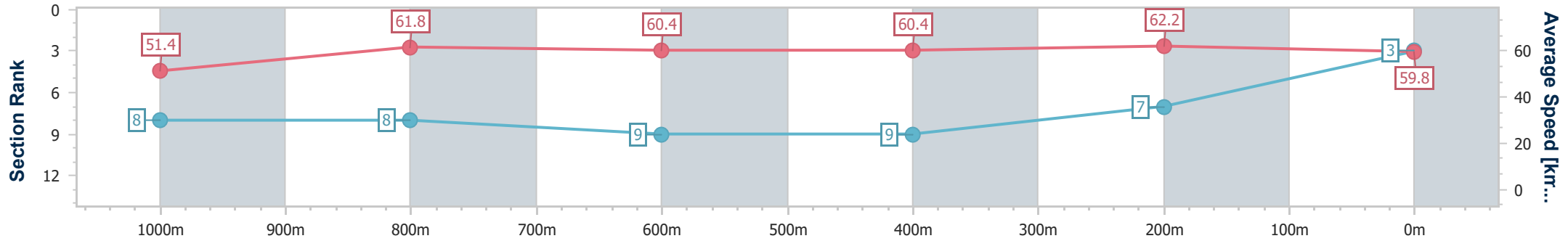
Toowoomba QLD Professional
 Race 4: EUREKA STUD Fillies and Mares BENCHMARK 78
 Handicap - 1200m



28 September 2024 - 15:52

Track Rating: Heavy 8, Weather: Overcast, Rail Position: True

Section	Overall	1000m	800m	600m	400m	200m
Section Times	1:13.56 [3] (0:14.02)	0:59.54 [8] (0:11.73)	0:47.81 [8] (0:11.96)	0:35.85 [9] (0:12.05)	0:23.80 [9] (0:11.75)	0:12.05 [7] (0:12.05)
Average Speed [km/h]	51.4	61.8	60.4	60.4	62.2	59.8
Top Speed [km/h]	65.1	64.3	61.2	62.0	63.5	62.5
Avg. Dist. to Rail [m]	8.8	2.5	1.2	2.3	4.3	4.3
Avg. Stride Freq. [Hz]	2.1	2.2	2.2	2.2	2.3	2.2
Avg. Stride Length [m]	6.8	7.7	7.7	7.6	7.6	7.4



- [] Ranking at each section and finish
- .-.- No data available at this section
- NA No data available



Horse/Jockey Name	Party Spirit
Final Rank	4
Fastest Section Time (Section)	0:11.60 (1000m)
Top Speed [km/h] (Section)	63.8 (Overall)
Race State	Finished



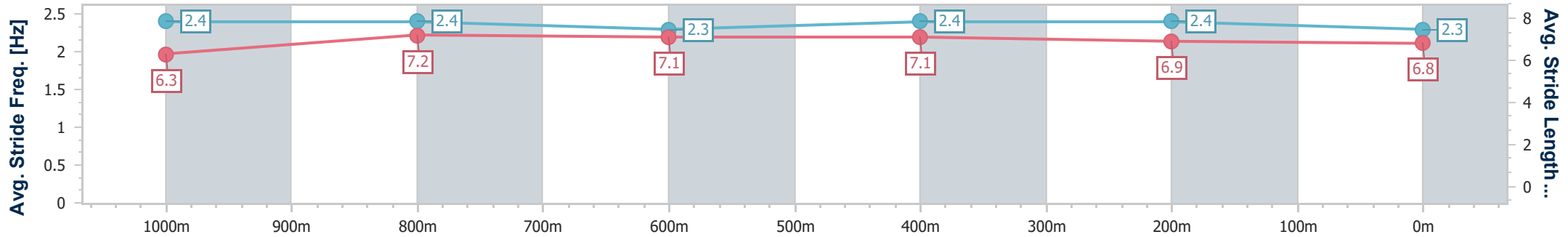
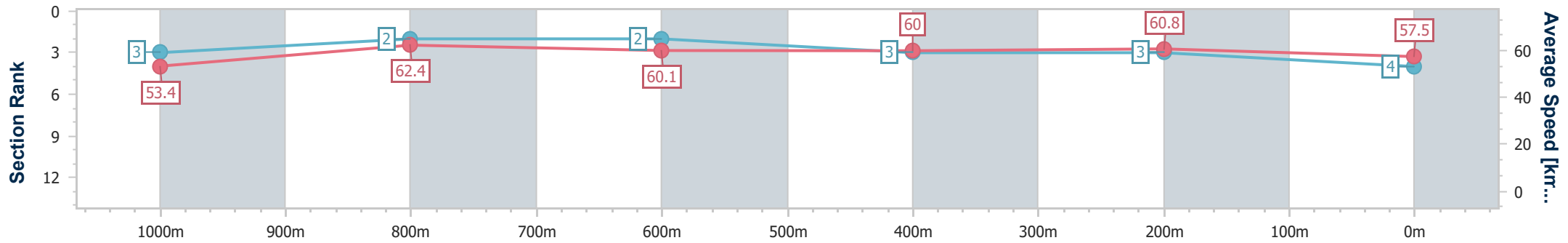
Toowoomba QLD Professional
 Race 4: EUREKA STUD Fillies and Mares BENCHMARK 78
 Handicap - 1200m



28 September 2024 - 15:52

Track Rating: Heavy 8, Weather: Overcast, Rail Position: True

Section	Overall	1000m	800m	600m	400m	200m
Section Times	1:13.71 [4] (0:13.49)	1:00.22 [3] (0:11.60)	0:48.62 [2] (0:12.10)	0:36.52 [2] (0:12.11)	0:24.41 [3] (0:11.95)	0:12.46 [3] (0:12.46)
Average Speed [km/h]	53.4	62.4	60.1	60.0	60.8	57.5
Top Speed [km/h]	63.8	63.5	61.6	60.6	61.2	60.0
Avg. Dist. to Rail [m]	1.7	1.3	2.2	2.0	2.1	0.7
Avg. Stride Freq. [Hz]	2.4	2.4	2.3	2.4	2.4	2.3
Avg. Stride Length [m]	6.3	7.2	7.1	7.1	6.9	6.8



- [] Ranking at each section and finish
- .-.-.- No data available at this section
- NA No data available



Horse/Jockey Name	Pitavago
Final Rank	5
Fastest Section Time (Section)	0:11.59 (1000m)
Top Speed [km/h] (Section)	65.3 (Overall)
Race State	Finished



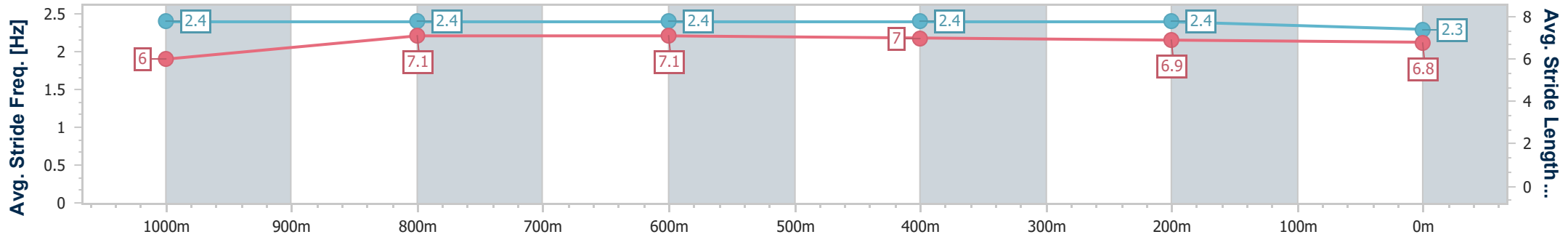
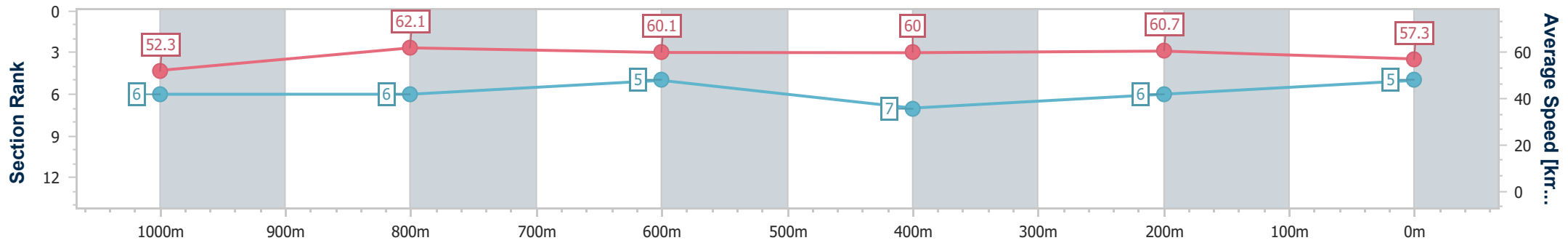
Toowoomba QLD Professional
 Race 4: EUREKA STUD Fillies and Mares BENCHMARK 78
 Handicap - 1200m



28 September 2024 - 15:52

Track Rating: Heavy 8, Weather: Overcast, Rail Position: True

Section	Overall	1000m	800m	600m	400m	200m
Section Times	1:14.02 [5] (0:13.81)	1:00.21 [6] (0:11.59)	0:48.62 [6] (0:12.00)	0:36.62 [5] (0:12.10)	0:24.52 [7] (0:11.98)	0:12.54 [6] (0:12.54)
Average Speed [km/h]	52.3	62.1	60.1	60.0	60.7	57.3
Top Speed [km/h]	65.3	64.5	61.6	61.0	61.6	60.0
Avg. Dist. to Rail [m]	2.2	0.7	1.2	1.1	2.6	2.9
Avg. Stride Freq. [Hz]	2.4	2.4	2.4	2.4	2.4	2.3
Avg. Stride Length [m]	6.0	7.1	7.1	7.0	6.9	6.8



- [] Ranking at each section and finish
- .-.- No data available at this section
- NA No data available



Horse/Jockey Name	Tattle
Final Rank	6
Fastest Section Time (Section)	0:11.65 (1000m)
Top Speed [km/h] (Section)	63.6 (1000m)
Race State	Finished



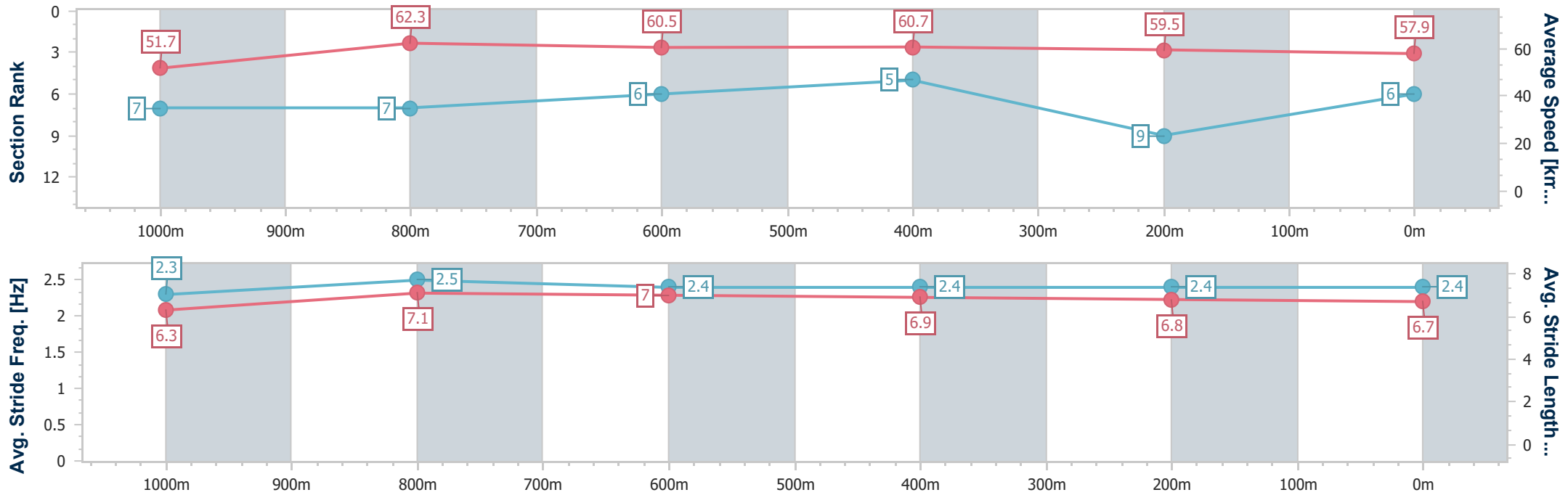
Toowoomba QLD Professional
 Race 4: EUREKA STUD Fillies and Mares BENCHMARK 78
 Handicap - 1200m



28 September 2024 - 15:52

Track Rating: Heavy 8, Weather: Overcast, Rail Position: True

Section	Overall	1000m	800m	600m	400m	200m
Section Times	1:14.17 [6] (0:13.93)	1:00.24 [7] (0:11.65)	0:48.59 [7] (0:11.93)	0:36.66 [6] (0:11.94)	0:24.72 [5] (0:12.32)	0:12.40 [9] (0:12.40)
Average Speed [km/h]	51.7	62.3	60.5	60.7	59.5	57.9
Top Speed [km/h]	63.2	63.6	63.1	62.1	60.5	59.7
Avg. Dist. to Rail [m]	7.3	2.5	0.7	1.7	4.5	5.7
Avg. Stride Freq. [Hz]	2.3	2.5	2.4	2.4	2.4	2.4
Avg. Stride Length [m]	6.3	7.1	7.0	6.9	6.8	6.7



- [] Ranking at each section and finish
- .-.- No data available at this section
- NA No data available



Horse/Jockey Name	Memoria
Final Rank	7
Fastest Section Time (Section)	0:11.71 (1000m)
Top Speed [km/h] (Section)	63.8 (Overall)
Race State	Finished



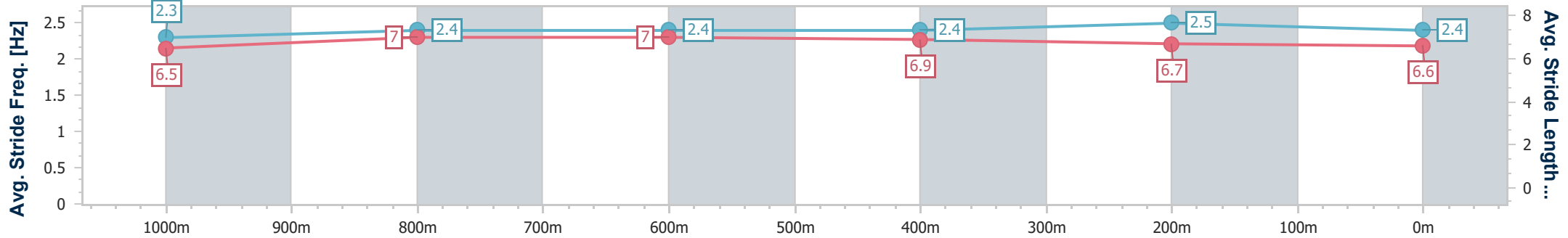
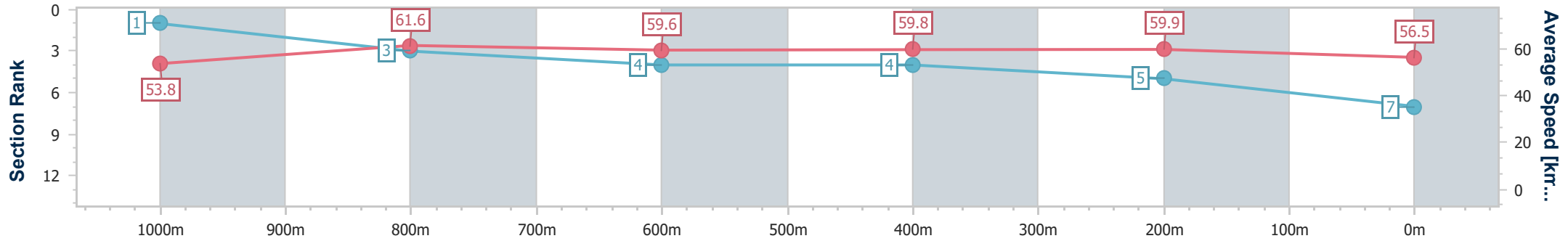
Toowoomba QLD Professional
Race 4: EUREKA STUD Fillies and Mares BENCHMARK 78
Handicap - 1200m



28 September 2024 - 15:52

Track Rating: Heavy 8, Weather: Overcast, Rail Position: True

Section	Overall	1000m	800m	600m	400m	200m
Section Times	1:14.19 [7] (0:13.44)	1:00.75 [1] (0:11.71)	0:49.04 [3] (0:12.08)	0:36.96 [4] (0:12.13)	0:24.83 [4] (0:12.08)	0:12.75 [5] (0:12.75)
Average Speed [km/h]	53.8	61.6	59.6	59.8	59.9	56.5
Top Speed [km/h]	63.8	63.4	60.4	60.1	60.6	58.3
Avg. Dist. to Rail [m]	2.9	0.6	0.7	1.0	1.4	0.7
Avg. Stride Freq. [Hz]	2.3	2.4	2.4	2.4	2.5	2.4
Avg. Stride Length [m]	6.5	7.0	7.0	6.9	6.7	6.6



- [] Ranking at each section and finish
- .-.- No data available at this section
- NA No data available



Horse/Jockey Name	Rich Minx
Final Rank	8
Fastest Section Time (Section)	0:11.43 (1000m)
Top Speed [km/h] (Section)	66.1 (Overall)
Race State	Finished



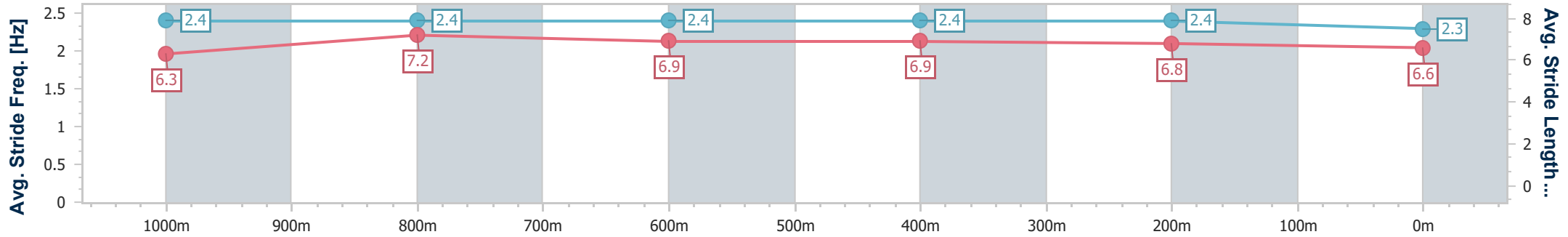
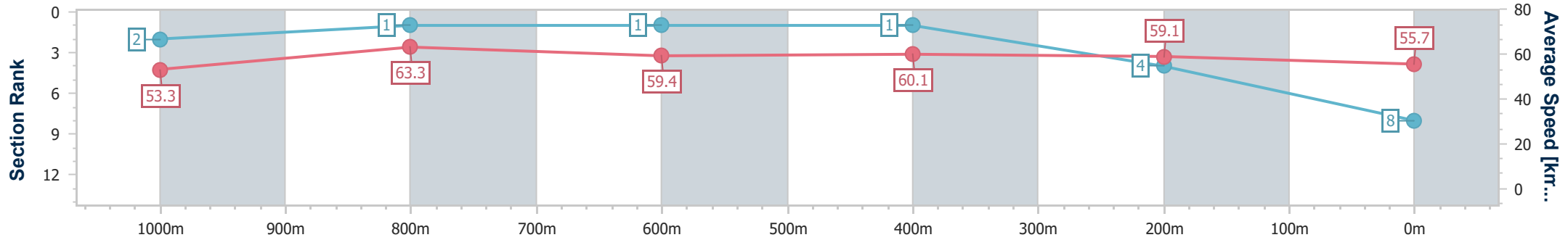
Toowoomba QLD Professional
 Race 4: EUREKA STUD Fillies and Mares BENCHMARK 78
 Handicap - 1200m



28 September 2024 - 15:52

Track Rating: Heavy 8, Weather: Overcast, Rail Position: True

Section	Overall	1000m	800m	600m	400m	200m
Section Times	1:14.26 [8] (0:13.49)	1:00.77 [2] (0:11.43)	0:49.34 [1] (0:12.10)	0:37.24 [1] (0:12.08)	0:25.16 [1] (0:12.22)	0:12.94 [4] (0:12.94)
Average Speed [km/h]	53.3	63.3	59.4	60.1	59.1	55.7
Top Speed [km/h]	66.1	65.9	60.2	60.8	60.8	58.2
Avg. Dist. to Rail [m]	6.6	1.3	0.8	0.9	1.9	1.3
Avg. Stride Freq. [Hz]	2.4	2.4	2.4	2.4	2.4	2.3
Avg. Stride Length [m]	6.3	7.2	6.9	6.9	6.8	6.6



- [] Ranking at each section and finish
- .-.- No data available at this section
- NA No data available



Horse/Jockey Name	Discerning
Final Rank	9
Fastest Section Time (Section)	0:11.63 (1000m)
Top Speed [km/h] (Section)	65.4 (Overall)
Race State	Finished



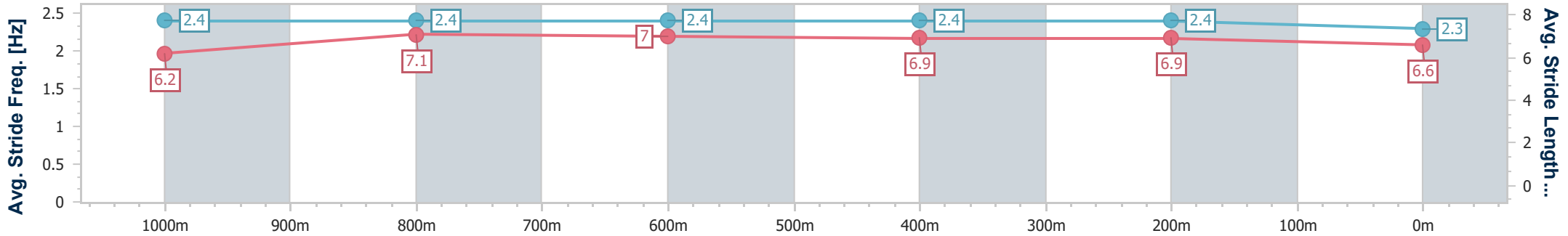
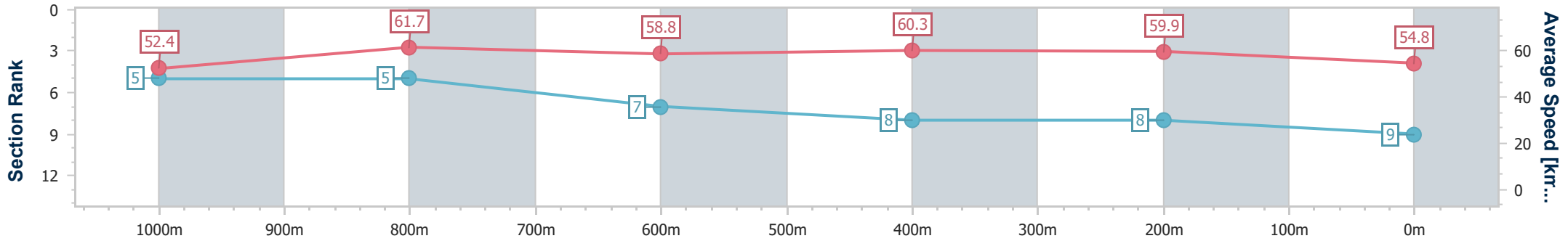
Toowoomba QLD Professional
 Race 4: EUREKA STUD Fillies and Mares BENCHMARK 78
 Handicap - 1200m



28 September 2024 - 15:52

Track Rating: Heavy 8, Weather: Overcast, Rail Position: True

Section	Overall	1000m	800m	600m	400m	200m
Section Times	1:14.70 [9] (0:13.74)	1:00.96 [5] (0:11.63)	0:49.33 [5] (0:12.22)	0:37.11 [7] (0:11.96)	0:25.15 [8] (0:12.01)	0:13.14 [8] (0:13.14)
Average Speed [km/h]	52.4	61.7	58.8	60.3	59.9	54.8
Top Speed [km/h]	65.4	63.4	60.2	61.4	61.4	58.2
Avg. Dist. to Rail [m]	3.0	1.1	0.2	0.2	0.3	0.3
Avg. Stride Freq. [Hz]	2.4	2.4	2.4	2.4	2.4	2.3
Avg. Stride Length [m]	6.2	7.1	7.0	6.9	6.9	6.6



- [] Ranking at each section and finish
- .-.- No data available at this section
- NA No data available