



Toowoomba QLD Professional

Race 5: MOORE TRAILERS Colts, Geldings and Entires BENCHMARK 78

Handicap - 1200m

28 September 2024 - 16:36



Track Rating: Heavy 8, Weather: Overcast, Rail Position: True

Section		Overall	1000m	800m	600m	400m	200m	Last 600m					
Field Times		1:12.43 (0:13.12)	0:59.31 (0:11.14)	0:48.17 (0:11.92)	0:36.25 (0:12.17)	0:24.08 (0:12.17)	0:11.91 (0:11.91)	0:36.25					
Rank	TAB Horse/Jockey	Barrier	Top Speed [km/h]	Fastest Section							Margin	Distance Travelled [m]	
1	4 BATTLEFIELD Robbie Dolan	12	65.8	0:11.30	1:12.43 [1] (0:13.74)	0:58.69 [8] (0:11.30)	0:47.39 [9] (0:11.80)	0:35.59 [10] (0:12.05)	0:23.54 [9] (0:11.87)	0:11.67 [5] (0:11.67)	1:12.43	0:35.59	
2	8 OUR MAGNUS Andrew Mallyon	15	66.4	0:11.16	1:12.45 [2] (0:13.58)	0:58.87 [7] (0:11.16)	0:47.71 [5] (0:11.82)	0:35.89 [5] (0:12.10)	0:23.79 [5] (0:11.91)	0:11.88 [2] (0:11.88)	0.1L	0:35.89	+2
3	10 MAYA BAY Cejay Graham	13	67.2	0:11.22	1:13.26 [3] (0:13.91)	0:59.35 [10] (0:11.22)	0:48.13 [10] (0:11.65)	0:36.48 [8] (0:12.02)	0:24.46 [6] (0:11.92)	0:12.54 [3] (0:12.54)	4.6L	0:36.48	+0
4	6 END ASSEMBLY Justin Stanley	3	66.9	0:11.18	1:13.32 [4] (0:13.39)	0:59.93 [3] (0:11.18)	0:48.75 [3] (0:11.66)	0:37.09 [2] (0:12.12)	0:24.97 [1] (0:12.17)	0:12.80 [1] (0:12.80)	4.8L	0:37.09	-8
5	1 DAYTONA Ryan Maloney	6	66.1	0:11.18	1:13.33 [5] (0:13.81)	0:59.52 [9] (0:11.18)	0:48.34 [8] (0:11.75)	0:36.59 [7] (0:12.15)	0:24.44 [8] (0:12.08)	0:12.36 [7] (0:12.36)	4.9L	0:36.59	-1
6	14 TOWN CRIER Ron Stewart	1	67.7	0:11.28	1:13.37 [6] (0:13.18)	1:00.19 [2] (0:11.28)	0:48.91 [2] (0:11.99)	0:36.92 [3] (0:12.17)	0:24.75 [4] (0:12.16)	0:12.59 [6] (0:12.59)	5.1L	0:36.92	-8
7	7 SKYWOLF Les Tilley	14	66.7	0:11.20	1:13.38 [7] (0:13.54)	0:59.84 [5] (0:11.20)	0:48.64 [6] (0:11.81)	0:36.83 [4] (0:11.99)	0:24.84 [2] (0:12.20)	0:12.64 [4] (0:12.64)	5.2L	0:36.83	-4
8	11 ZHUANG SHI James Orman	4	67.2	0:11.32	1:13.69 [8] (0:13.56)	1:00.13 [6] (0:11.32)	0:48.81 [7] (0:11.93)	0:36.88 [9] (0:12.17)	0:24.71 [10] (0:12.34)	0:12.37 [9] (0:12.37)	7L	0:36.88	-8
9	5 KAVAK Georgina Cartwright	8	66.4	0:11.25	1:13.81 [9] (0:13.47)	1:00.34 [4] (0:11.25)	0:49.09 [4] (0:11.93)	0:37.16 [6] (0:12.23)	0:24.93 [7] (0:12.29)	0:12.64 [8] (0:12.64)	7.5L	0:37.16	-3
10	9 THIS IS ONE Nozi Tomizawa	5	67.6	0:11.14	1:15.23 [10] (0:13.12)	1:02.11 [1] (0:11.14)	0:50.97 [1] (0:11.92)	0:39.05 [1] (0:12.37)	0:26.68 [3] (0:13.04)	0:13.64 [10] (0:13.64)	15.8L	0:39.05	-7

Scratched: Release The Beans (#3), Devil's Throat (#2), Data Patch (#12), Depth Charge (#13), Acres Away (#15)

[] Ranking at each section and finish
 -:-:- No data available at this section
 NA No data available

SCN Saddle cloth number
 DNF Did not finish
 DNT Did not track



Horse/Jockey Name	Battlefield
Final Rank	1
Fastest Section Time (Section)	0:11.30 (1000m)
Top Speed [km/h] (Section)	65.8 (1000m)
Race State	Finished



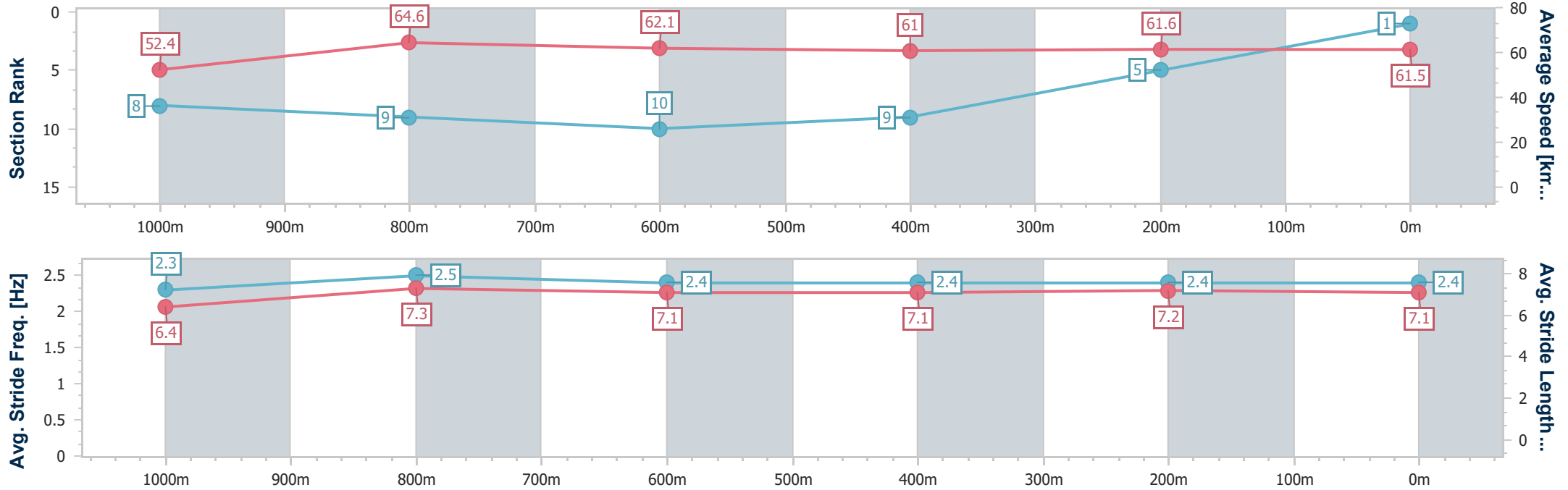
Toowoomba QLD Professional
 Race 5: MOORE TRAILERS Colts, Geldings and Entires
 BENCHMARK 78 Handicap - 1200m



28 September 2024 - 16:36

Track Rating: Heavy 8, Weather: Overcast, Rail Position: True

Section	Overall	1000m	800m	600m	400m	200m
Section Times	1:12.43 [1] (0:13.74)	0:58.69 [8] (0:11.30)	0:47.39 [9] (0:11.80)	0:35.59 [10] (0:12.05)	0:23.54 [9] (0:11.87)	0:11.67 [5] (0:11.67)
Average Speed [km/h]	52.4	64.6	62.1	61.0	61.6	61.5
Top Speed [km/h]	65.7	65.8	64.0	62.4	62.3	62.5
Avg. Dist. to Rail [m]	7.5	4.3	4.5	4.0	4.5	7.4
Avg. Stride Freq. [Hz]	2.3	2.5	2.4	2.4	2.4	2.4
Avg. Stride Length [m]	6.4	7.3	7.1	7.1	7.2	7.1



- [] Ranking at each section and finish
- .-.- No data available at this section
- NA No data available



Horse/Jockey Name	Our Magnus
Final Rank	2
Fastest Section Time (Section)	0:11.16 (1000m)
Top Speed [km/h] (Section)	66.4 (Overall)
Race State	Finished



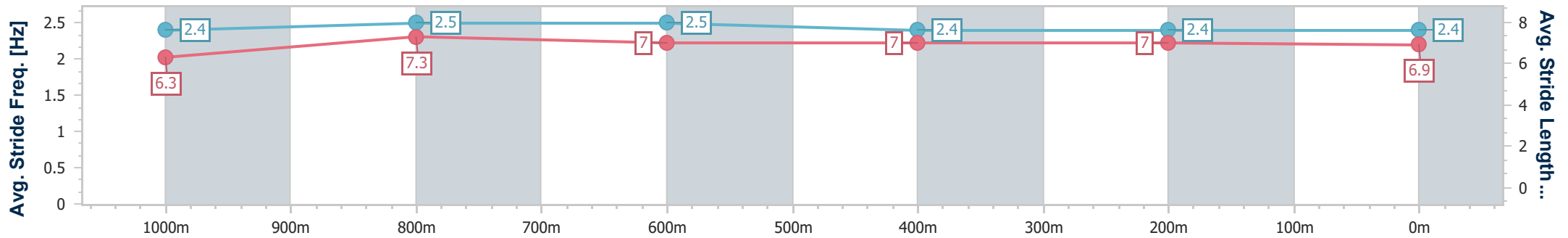
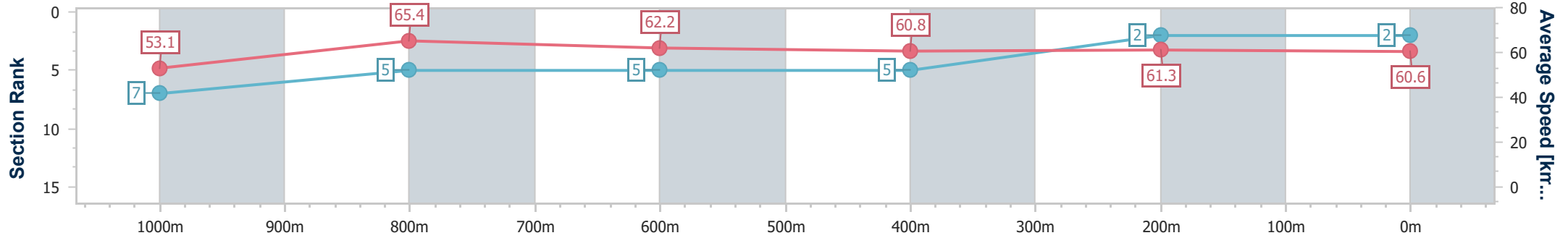
Toowoomba QLD Professional
 Race 5: MOORE TRAILERS Colts, Geldings and Entires
 BENCHMARK 78 Handicap - 1200m



28 September 2024 - 16:36

Track Rating: Heavy 8, Weather: Overcast, Rail Position: True

Section	Overall	1000m	800m	600m	400m	200m
Section Times	1:12.45 [2] (0:13.58)	0:58.87 [7] (0:11.16)	0:47.71 [5] (0:11.82)	0:35.89 [5] (0:12.10)	0:23.79 [5] (0:11.91)	0:11.88 [2] (0:11.88)
Average Speed [km/h]	53.1	65.4	62.2	60.8	61.3	60.6
Top Speed [km/h]	66.4	66.3	63.8	61.6	62.5	62.2
Avg. Dist. to Rail [m]	9.6	3.7	5.3	4.8	4.8	7.4
Avg. Stride Freq. [Hz]	2.4	2.5	2.5	2.4	2.4	2.4
Avg. Stride Length [m]	6.3	7.3	7.0	7.0	7.0	6.9



- [] Ranking at each section and finish
- .-.- No data available at this section
- NA No data available



Horse/Jockey Name	Maya Bay
Final Rank	3
Fastest Section Time (Section)	0:11.22 (1000m)
Top Speed [km/h] (Section)	67.2 (1000m)
Race State	Finished



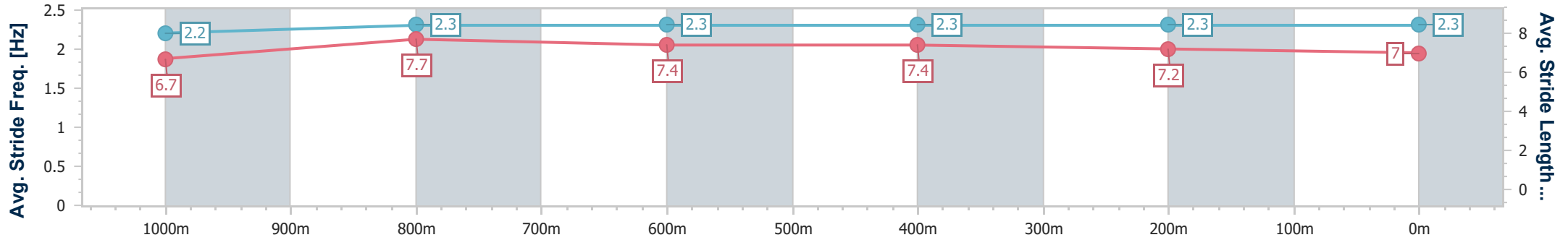
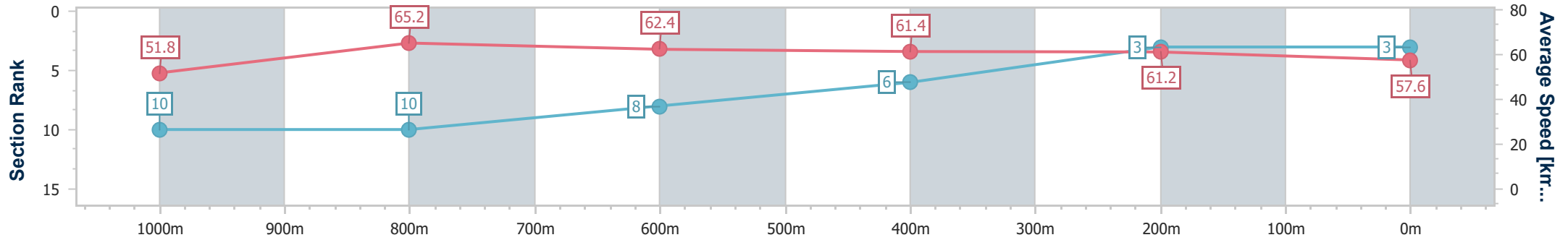
Toowoomba QLD Professional
Race 5: MOORE TRAILERS Colts, Geldings and Entires
BENCHMARK 78 Handicap - 1200m



28 September 2024 - 16:36

Track Rating: Heavy 8, Weather: Overcast, Rail Position: True

Section	Overall	1000m	800m	600m	400m	200m
Section Times	1:13.26 [3] (0:13.91)	0:59.35 [10] (0:11.22)	0:48.13 [10] (0:11.65)	0:36.48 [8] (0:12.02)	0:24.46 [6] (0:11.92)	0:12.54 [3] (0:12.54)
Average Speed [km/h]	51.8	65.2	62.4	61.4	61.2	57.6
Top Speed [km/h]	67.1	67.2	65.1	62.5	62.4	61.4
Avg. Dist. to Rail [m]	6.7	4.0	3.7	4.0	4.8	7.9
Avg. Stride Freq. [Hz]	2.2	2.3	2.3	2.3	2.3	2.3
Avg. Stride Length [m]	6.7	7.7	7.4	7.4	7.2	7.0



- [] Ranking at each section and finish
- .-.- No data available at this section
- NA No data available



Horse/Jockey Name	End Assembly
Final Rank	4
Fastest Section Time (Section)	0:11.18 (1000m)
Top Speed [km/h] (Section)	66.9 (Overall)
Race State	Finished



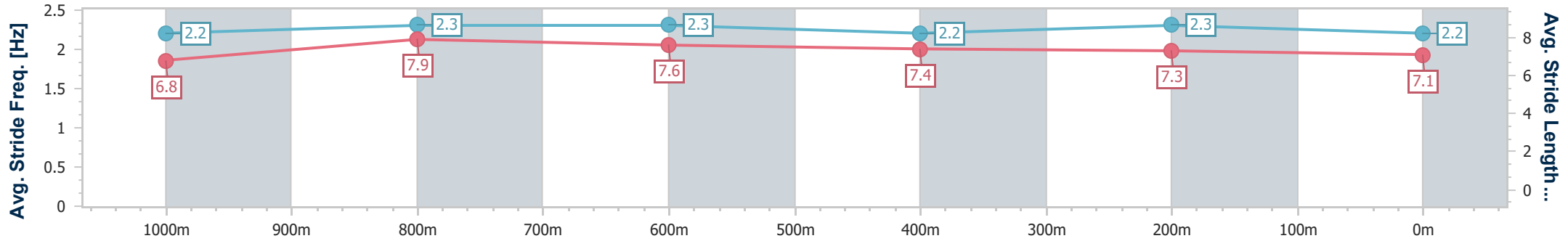
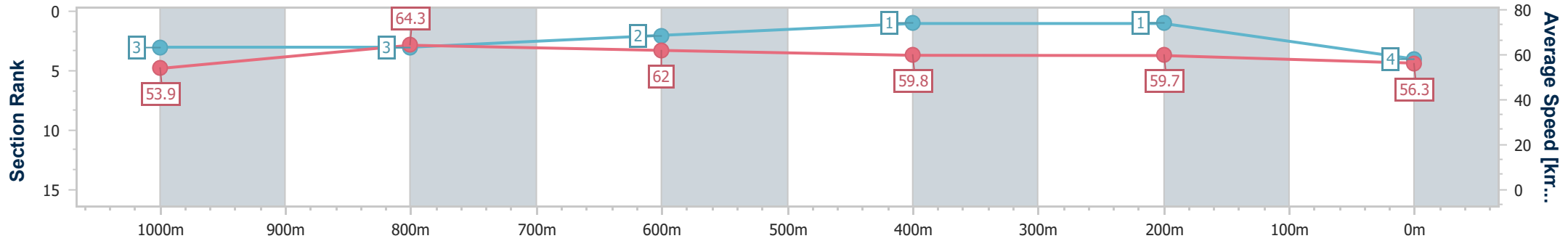
Toowoomba QLD Professional
 Race 5: MOORE TRAILERS Colts, Geldings and Entires
 BENCHMARK 78 Handicap - 1200m



28 September 2024 - 16:36

Track Rating: Heavy 8, Weather: Overcast, Rail Position: True

Section	Overall	1000m	800m	600m	400m	200m
Section Times	1:13.32 [4] (0:13.39)	0:59.93 [3] (0:11.18)	0:48.75 [3] (0:11.66)	0:37.09 [2] (0:12.12)	0:24.97 [1] (0:12.17)	0:12.80 [1] (0:12.80)
Average Speed [km/h]	53.9	64.3	62.0	59.8	59.7	56.3
Top Speed [km/h]	66.9	66.0	63.5	60.6	60.0	59.1
Avg. Dist. to Rail [m]	2.1	0.8	1.5	1.8	2.1	3.1
Avg. Stride Freq. [Hz]	2.2	2.3	2.3	2.2	2.3	2.2
Avg. Stride Length [m]	6.8	7.9	7.6	7.4	7.3	7.1



- [] Ranking at each section and finish
- .-.- No data available at this section
- NA No data available



Horse/Jockey Name	Daytona
Final Rank	5
Fastest Section Time (Section)	0:11.18 (1000m)
Top Speed [km/h] (Section)	66.1 (1000m)
Race State	Finished



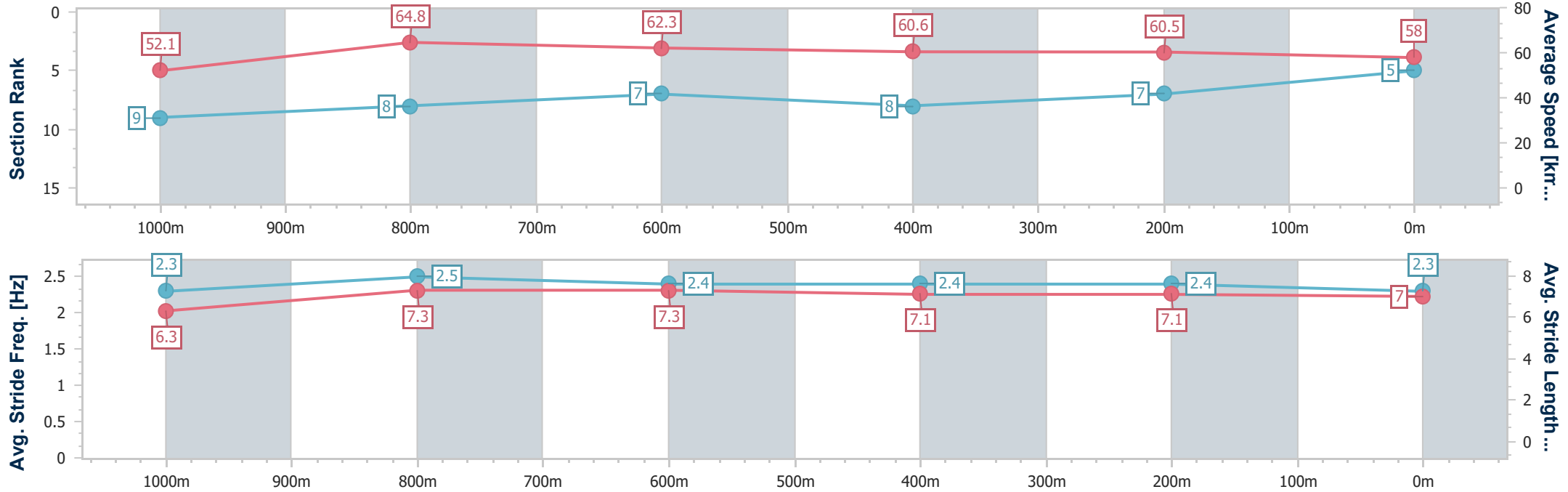
Toowoomba QLD Professional
 Race 5: MOORE TRAILERS Colts, Geldings and Entires
 BENCHMARK 78 Handicap - 1200m



28 September 2024 - 16:36

Track Rating: Heavy 8, Weather: Overcast, Rail Position: True

Section	Overall	1000m	800m	600m	400m	200m
Section Times	1:13.33 [5] (0:13.81)	0:59.52 [9] (0:11.18)	0:48.34 [8] (0:11.75)	0:36.59 [7] (0:12.15)	0:24.44 [8] (0:12.08)	0:12.36 [7] (0:12.36)
Average Speed [km/h]	52.1	64.8	62.3	60.6	60.5	58.0
Top Speed [km/h]	66.0	66.1	64.7	61.9	61.4	60.1
Avg. Dist. to Rail [m]	4.9	2.6	4.1	4.2	3.7	3.4
Avg. Stride Freq. [Hz]	2.3	2.5	2.4	2.4	2.4	2.3
Avg. Stride Length [m]	6.3	7.3	7.3	7.1	7.1	7.0



- [] Ranking at each section and finish
- .-.- No data available at this section
- NA No data available



Horse/Jockey Name	Town Crier
Final Rank	6
Fastest Section Time (Section)	0:11.28 (1000m)
Top Speed [km/h] (Section)	67.7 (Overall)
Race State	Finished



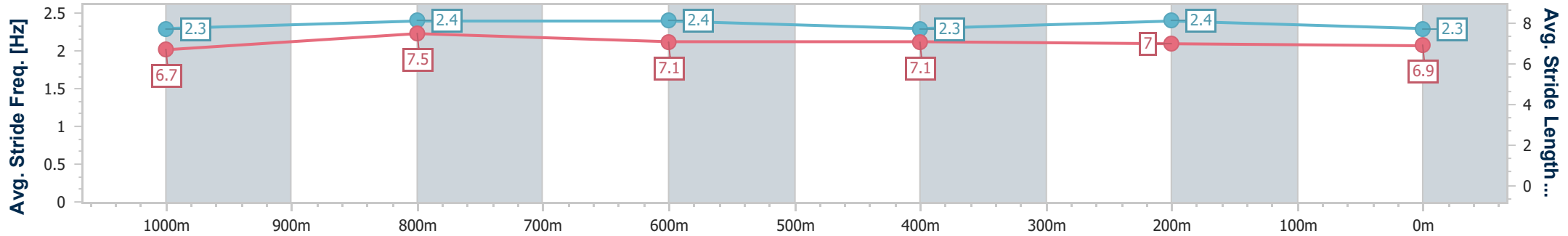
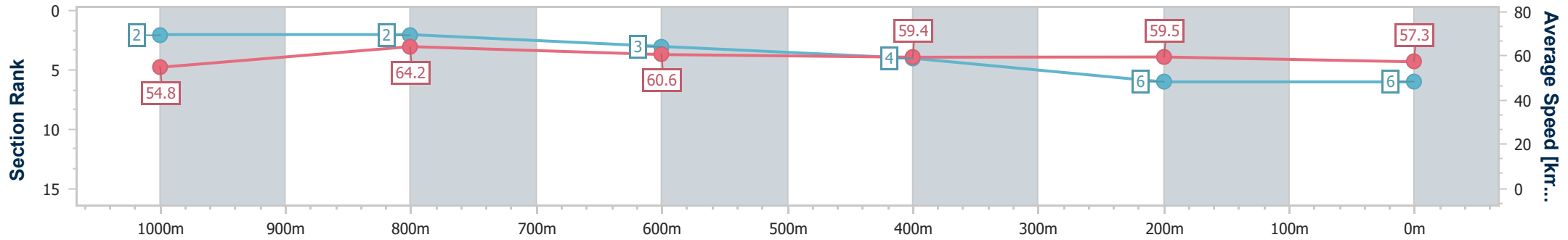
Toowoomba QLD Professional
 Race 5: MOORE TRAILERS Colts, Geldings and Entires
 BENCHMARK 78 Handicap - 1200m



28 September 2024 - 16:36

Track Rating: Heavy 8, Weather: Overcast, Rail Position: True

Section	Overall	1000m	800m	600m	400m	200m
Section Times	1:13.37 [6] (0:13.18)	1:00.19 [2] (0:11.28)	0:48.91 [2] (0:11.99)	0:36.92 [3] (0:12.17)	0:24.75 [4] (0:12.16)	0:12.59 [6] (0:12.59)
Average Speed [km/h]	54.8	64.2	60.6	59.4	59.5	57.3
Top Speed [km/h]	67.7	67.4	62.2	60.5	60.6	59.0
Avg. Dist. to Rail [m]	3.7	1.8	2.1	1.2	1.3	2.1
Avg. Stride Freq. [Hz]	2.3	2.4	2.4	2.3	2.4	2.3
Avg. Stride Length [m]	6.7	7.5	7.1	7.1	7.0	6.9



- [] Ranking at each section and finish
- .-.- No data available at this section
- NA No data available



Horse/Jockey Name	Skywolf
Final Rank	7
Fastest Section Time (Section)	0:11.20 (1000m)
Top Speed [km/h] (Section)	66.7 (Overall)
Race State	Finished



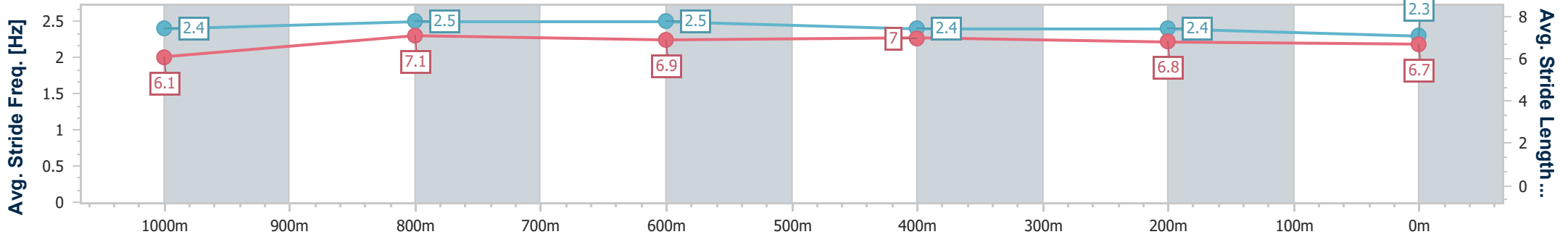
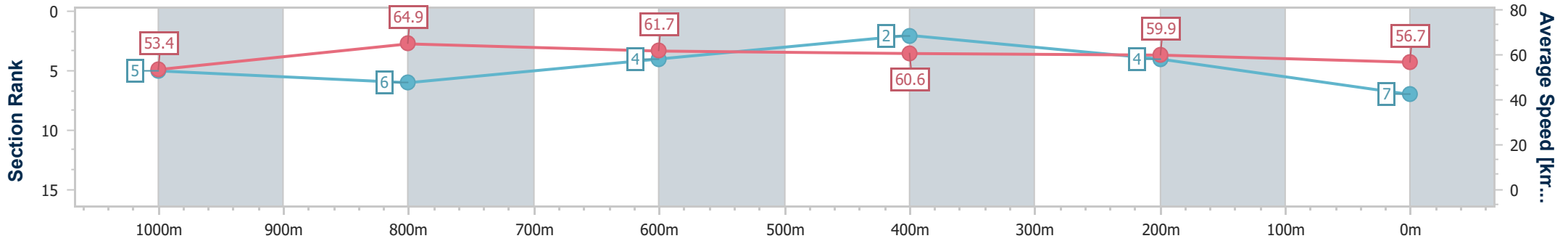
Toowoomba QLD Professional
 Race 5: MOORE TRAILERS Colts, Geldings and Entires
 BENCHMARK 78 Handicap - 1200m



28 September 2024 - 16:36

Track Rating: Heavy 8, Weather: Overcast, Rail Position: True

Section	Overall	1000m	800m	600m	400m	200m
Section Times	1:13.38 [7] (0:13.54)	0:59.84 [5] (0:11.20)	0:48.64 [6] (0:11.81)	0:36.83 [4] (0:11.99)	0:24.84 [2] (0:12.20)	0:12.64 [4] (0:12.64)
Average Speed [km/h]	53.4	64.9	61.7	60.6	59.9	56.7
Top Speed [km/h]	66.7	66.0	62.8	61.6	60.7	58.4
Avg. Dist. to Rail [m]	7.3	3.2	2.8	2.5	3.5	6.2
Avg. Stride Freq. [Hz]	2.4	2.5	2.5	2.4	2.4	2.3
Avg. Stride Length [m]	6.1	7.1	6.9	7.0	6.8	6.7



- [] Ranking at each section and finish
- .-.- No data available at this section
- NA No data available



Horse/Jockey Name	Zhuang Shi
Final Rank	8
Fastest Section Time (Section)	0:11.32 (1000m)
Top Speed [km/h] (Section)	67.2 (1000m)
Race State	Finished



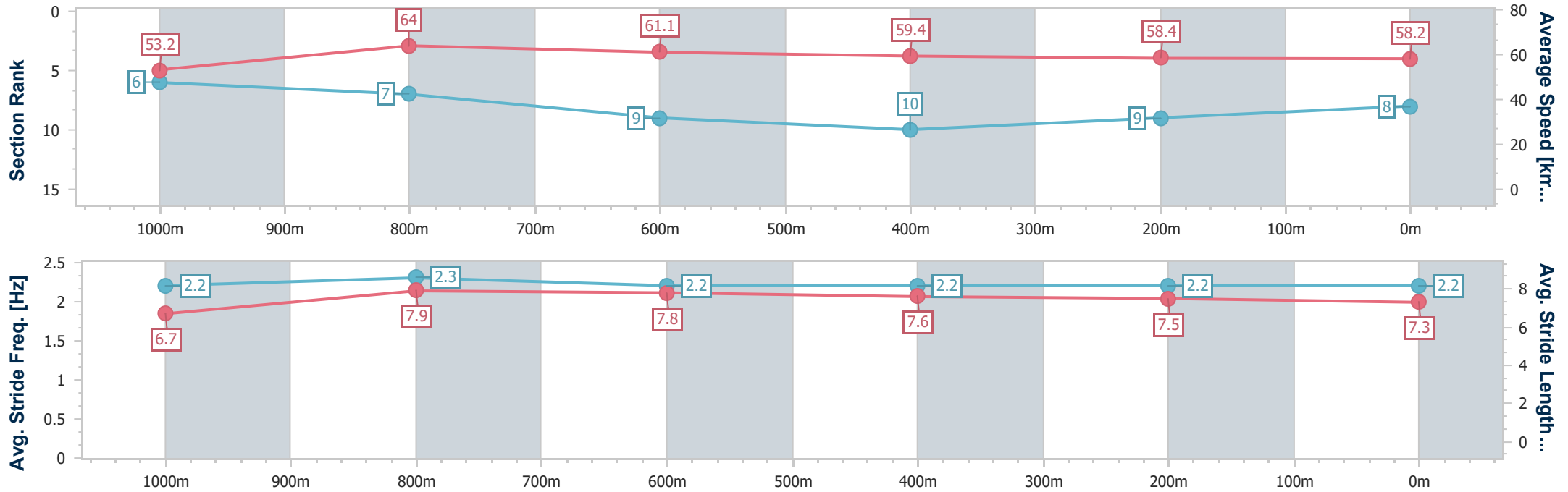
Toowoomba QLD Professional
 Race 5: MOORE TRAILERS Colts, Geldings and Entires
 BENCHMARK 78 Handicap - 1200m



28 September 2024 - 16:36

Track Rating: Heavy 8, Weather: Overcast, Rail Position: True

Section	Overall	1000m	800m	600m	400m	200m
Section Times	1:13.69 [8] (0:13.56)	1:00.13 [6] (0:11.32)	0:48.81 [7] (0:11.93)	0:36.88 [9] (0:12.17)	0:24.71 [10] (0:12.34)	0:12.37 [9] (0:12.37)
Average Speed [km/h]	53.2	64.0	61.1	59.4	58.4	58.2
Top Speed [km/h]	67.0	67.2	62.2	61.0	59.9	60.0
Avg. Dist. to Rail [m]	4.8	2.6	2.8	1.4	0.4	0.4
Avg. Stride Freq. [Hz]	2.2	2.3	2.2	2.2	2.2	2.2
Avg. Stride Length [m]	6.7	7.9	7.8	7.6	7.5	7.3



- [] Ranking at each section and finish
- .-.-.- No data available at this section
- NA No data available



Horse/Jockey Name	Kavak
Final Rank	9
Fastest Section Time (Section)	0:11.25 (1000m)
Top Speed [km/h] (Section)	66.4 (1000m)
Race State	Finished



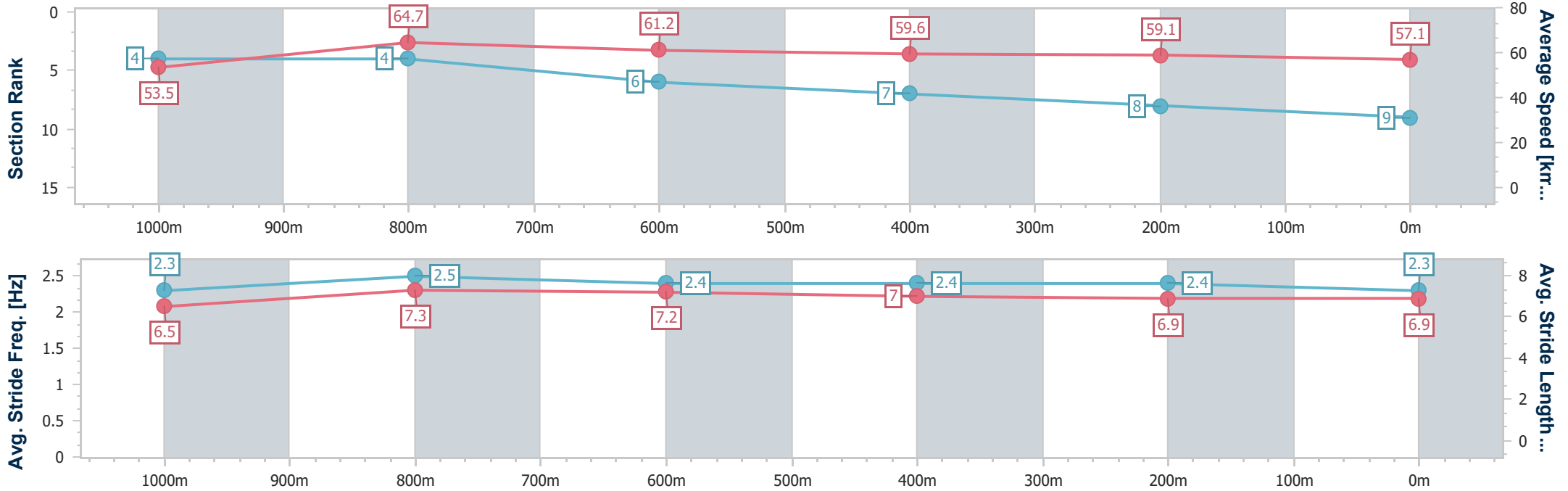
Toowoomba QLD Professional
 Race 5: MOORE TRAILERS Colts, Geldings and Entires
 BENCHMARK 78 Handicap - 1200m



28 September 2024 - 16:36

Track Rating: Heavy 8, Weather: Overcast, Rail Position: True

Section	Overall	1000m	800m	600m	400m	200m
Section Times	1:13.81 [9] (0:13.47)	1:00.34 [4] (0:11.25)	0:49.09 [4] (0:11.93)	0:37.16 [6] (0:12.23)	0:24.93 [7] (0:12.29)	0:12.64 [8] (0:12.64)
Average Speed [km/h]	53.5	64.7	61.2	59.6	59.1	57.1
Top Speed [km/h]	66.3	66.4	62.8	60.5	60.3	59.2
Avg. Dist. to Rail [m]	6.9	3.3	3.4	3.0	2.8	3.3
Avg. Stride Freq. [Hz]	2.3	2.5	2.4	2.4	2.4	2.3
Avg. Stride Length [m]	6.5	7.3	7.2	7.0	6.9	6.9



- [] Ranking at each section and finish
- .-.- No data available at this section
- NA No data available



Horse/Jockey Name	This Is One
Final Rank	10
Fastest Section Time (Section)	0:11.14 (1000m)
Top Speed [km/h] (Section)	67.6 (1000m)
Race State	Finished



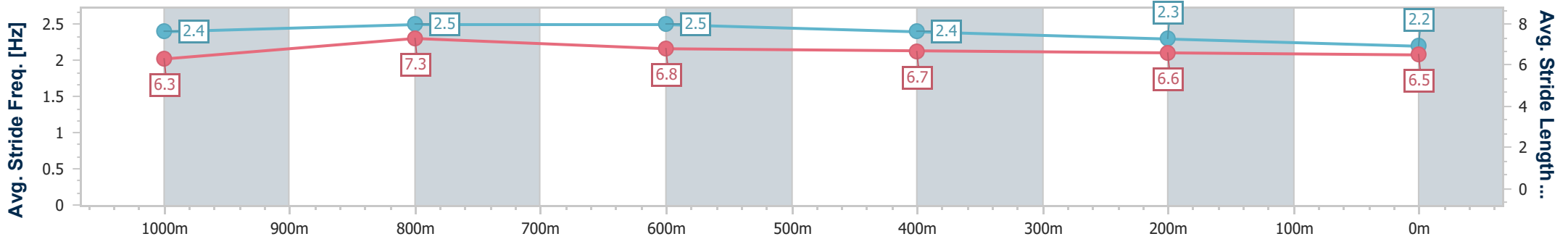
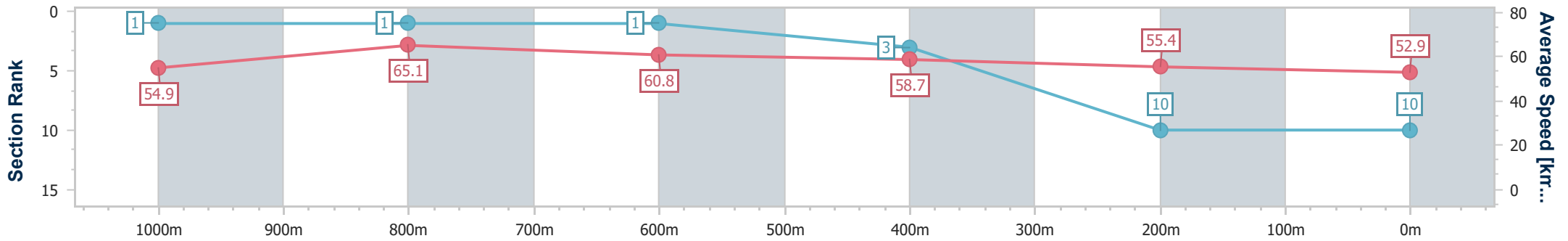
Toowoomba QLD Professional
 Race 5: MOORE TRAILERS Colts, Geldings and Entires
 BENCHMARK 78 Handicap - 1200m



28 September 2024 - 16:36

Track Rating: Heavy 8, Weather: Overcast, Rail Position: True

Section	Overall	1000m	800m	600m	400m	200m
Section Times	1:15.23 [10] (0:13.12)	1:02.11 [1] (0:11.14)	0:50.97 [1] (0:11.92)	0:39.05 [1] (0:12.37)	0:26.68 [3] (0:13.04)	0:13.64 [10] (0:13.64)
Average Speed [km/h]	54.9	65.1	60.8	58.7	55.4	52.9
Top Speed [km/h]	67.5	67.6	61.9	60.6	57.1	54.1
Avg. Dist. to Rail [m]	4.7	2.5	2.2	2.1	1.4	3.2
Avg. Stride Freq. [Hz]	2.4	2.5	2.5	2.4	2.3	2.2
Avg. Stride Length [m]	6.3	7.3	6.8	6.7	6.6	6.5



- [] Ranking at each section and finish
- .-.- No data available at this section
- NA No data available