



Toowoomba QLD Professional

Race 7: TAB TOWOOMBA CUP - 2000m

28 September 2024 - 17:37



Track Rating: Heavy 8, Weather: Overcast, Rail Position: True

Section													Overall	1800m	1600m	1400m	1200m	1000m	800m	Last 600m
Field Times													2:05.61 (0:13.87)	1:51.74 (0:11.16)	1:40.58 (0:11.05)	1:29.53 (0:11.95)	1:17.58 (0:12.82)	1:04.76 (0:13.31)	0:51.45 (0:12.91)	0:38.54
Rank	TAB	Horse/Jockey	Barrier	Top Speed [km/h]	Fastest Section								Distance Travelled [m]							
1	1	RED WAVE Ryan Maloney	3	66.0 1600m	0:11.20 1600m	2:05.61 [1] (0:14.25)	1:51.36 [5] (0:11.31)	1:40.05 [6] (0:11.20)	1:28.85 [6] (0:12.16)	1:16.69 [7] (0:13.02)	1:03.67 [7] (0:13.15)	0:50.52 [7] (0:12.66)	0:37.86							
2	8	NIKAU SPUR Mark Du Plessis	15	65.4 1600m	0:11.21 1600m	2:05.66 [2] (0:14.59)	1:51.07 [10] (0:11.67)	1:39.40 [11] (0:11.21)	1:28.19 [11] (0:12.17)	1:16.02 [12] (0:12.78)	1:03.24 [12] (0:13.27)	0:49.97 [12] (0:12.56)	0:37.41	+6						
3	4	CABOCHE James Orman	16	65.3 1600m	0:11.28 1600m	2:05.74 [3] (0:14.45)	1:51.29 [7] (0:11.35)	1:39.94 [8] (0:11.28)	1:28.66 [8] (0:12.17)	1:16.49 [8] (0:12.96)	1:03.53 [10] (0:13.18)	0:50.35 [10] (0:12.64)	0:37.71	+4						
4	7	LINTHORPE LAD Taylor Marshall	13	66.6 1600m	0:11.11 1800m	2:05.91 [4] (0:14.06)	1:51.85 [4] (0:11.11)	1:40.74 [3] (0:11.13)	1:29.61 [3] (0:11.97)	1:17.64 [4] (0:13.03)	1:04.61 [4] (0:13.19)	0:51.42 [3] (0:12.81)	0:38.61	+2						
5	10	KIRKEBY Andrew Mallyon	17	64.9 1600m	0:11.21 1600m	2:06.00 [5] (0:14.96)	1:51.04 [13] (0:11.36)	1:39.68 [12] (0:11.21)	1:28.47 [12] (0:11.92)	1:16.55 [11] (0:12.87)	1:03.68 [11] (0:13.16)	0:50.52 [11] (0:12.59)	0:37.93	-5						
6	12	CHAYSE 'N' ARTIE Luke Tarrant	19	65.8 1600m	0:11.27 1600m	2:06.03 [6] (0:15.12)	1:50.91 [14] (0:11.85)	1:39.06 [14] (0:11.27)	1:27.79 [14] (0:11.84)	1:15.95 [14] (0:12.73)	1:03.22 [13] (0:13.00)	0:50.22 [13] (0:12.42)	0:37.80	-5						
7	11	THIS'LLBETHEONE Ron Stewart	2	65.6 1600m	0:11.12 1600m	2:06.21 [7] (0:13.87)	1:52.34 [1] (0:11.16)	1:41.18 [1] (0:11.12)	1:30.06 [2] (0:11.88)	1:18.18 [1] (0:12.82)	1:05.36 [1] (0:13.31)	0:52.05 [1] (0:12.91)	0:39.14	-12						
8	6	TAPILDOODLEDO Robbie Dolan	18	65.1 1800m	0:11.37 1600m	2:06.36 [8] (0:14.75)	1:51.61 [12] (0:11.82)	1:39.79 [13] (0:11.37)	1:28.42 [13] (0:12.01)	1:16.41 [13] (0:12.91)	1:03.50 [14] (0:13.15)	0:50.35 [14] (0:12.57)	0:37.78	-4						
9	5	TIDAL CREEK Emily Lang	14	66.6 1800m	0:10.97 1600m	2:06.50 [9] (0:14.02)	1:52.48 [2] (0:11.09)	1:41.39 [2] (0:10.97)	1:30.42 [1] (0:11.95)	1:18.47 [2] (0:12.94)	1:05.53 [2] (0:13.27)	0:52.26 [2] (0:12.88)	0:39.38	+2						
10	2	WARP SPEED Angela Jones	10	66.0 1800m	0:11.16 1600m	2:06.52 [10] (0:14.02)	1:52.50 [3] (0:11.24)	1:41.26 [4] (0:11.16)	1:30.10 [5] (0:12.21)	1:17.89 [5] (0:13.02)	1:04.87 [6] (0:13.23)	0:51.64 [5] (0:12.75)	0:38.89	-1						

Scratched: Mr French (#16), Tappy's Lad (#17), Uncommon Valour (#18), Artful Girl (#15), Power Pack (#19)

[] Ranking at each section and finish
 -:-:- No data available at this section
 NA No data available

SCN Saddle cloth number
 DNF Did not finish
 DNT Did not track



Toowoomba QLD Professional
 Race 7: TAB TOWOOMBA CUP - 2000m
 28 September 2024 - 17:37



Track Rating: Heavy 8, Weather: Overcast, Rail Position: True

Section	Overall	1800m	1600m	1400m	1200m	1000m	800m	Last 600m						
Field Times	2:05.61 (0:13.87)	1:51.74 (0:11.16)	1:40.58 (0:11.05)	1:29.53 (0:11.95)	1:17.58 (0:12.82)	1:04.76 (0:13.31)	0:51.45 (0:12.91)	0:38.54						
Rank	TAB	Horse/Jockey	Barrier	Top Speed [km/h]	Fastest Section				Distance Travelled [m]					
11	14	HECTOR DE MARIS Cejay Graham	8	64.5 1800m	0:11.30 1600m	2:06.54 [11] (0:14.52)	1:52.02 [9] (0:11.42)	1:40.60 [9] (0:11.30)	1:29.30 [10] (0:12.05)	1:17.25 [9] (0:12.83)	1:04.42 [8] (0:13.19)	0:51.23 [8] (0:12.68)	0:38.55	-14
12	9	OTYRAR Georgina Cartwright	7	65.1 1600m	0:11.07 1600m	2:06.55 [12] (0:14.64)	1:51.91 [11] (0:11.13)	1:40.78 [7] (0:11.07)	1:29.71 [7] (0:11.98)	1:17.73 [6] (0:12.83)	1:04.90 [5] (0:13.30)	0:51.60 [6] (0:12.71)	0:38.89	-8
13	13	ALVERDUN Samantha Collett	1	65.9 1800m	0:11.02 1800m	2:07.41 [13] (0:14.36)	1:53.05 [6] (0:11.02)	1:42.03 [5] (0:11.04)	1:30.99 [4] (0:11.84)	1:19.15 [3] (0:13.03)	1:06.12 [3] (0:13.23)	0:52.89 [4] (0:12.88)	0:40.01	-11
14	3	IN A TWINKLING Les Tilley	11	65.4 1600m	0:11.17 1600m	2:13.09 [14] (0:14.48)	1:58.61 [8] (0:11.56)	1:47.05 [10] (0:11.17)	1:35.88 [9] (0:12.17)	1:23.71 [10] (0:12.79)	1:10.92 [9] (0:13.18)	0:57.74 [9] (0:13.23)	0:44.51	-1

Scratched: Mr French (#16), Tappy's Lad (#17), Uncommon Valour (#18), Artful Girl (#15), Power Pack (#19)

[] Ranking at each section and finish
 -:-:- No data available at this section
 NA No data available

SCN Saddle cloth number
 DNF Did not finish
 DNT Did not track



Toowoomba QLD Professional

Race 7: TAB TOWOOMBA CUP - 2000m

28 September 2024 - 17:37



Track Rating: Heavy 8, Weather: Overcast, Rail Position: True

Section					600m	400m	200m	Last 600m			
Field Times					0:38.54 (0:12.93)	0:25.61 (0:12.89)	0:12.72 (0:12.72)	0:38.54			
Rank	TAB	Horse/Jockey	Barrier	Top Speed [km/h]	Fastest Section	Margin			Distance Travelled [m]		
1	1	RED WAVE Ryan Maloney	3	66.0 1600m	0:11.20 1600m	0:37.86 [7] (0:12.70)	0:25.16 [5] (0:12.53)	0:12.63 [2] (0:12.63)	2:05.61	0:37.86	
2	8	NIKAU SPUR Mark Du Plessis	15	65.4 1600m	0:11.21 1600m	0:37.41 [12] (0:12.50)	0:24.91 [11] (0:12.46)	0:12.45 [7] (0:12.45)	0.2L	0:37.41	+6
3	4	CABOCHE James Orman	16	65.3 1600m	0:11.28 1600m	0:37.71 [9] (0:12.55)	0:25.16 [8] (0:12.45)	0:12.71 [4] (0:12.71)	0.6L	0:37.71	+4
4	7	LINTHORPE LAD Taylor Marshall	13	66.6 1600m	0:11.11 1800m	0:38.61 [3] (0:12.80)	0:25.81 [3] (0:12.79)	0:13.02 [1] (0:13.02)	1.4L	0:38.61	+2
5	10	KIRKEBY Andrew Mallyon	17	64.9 1600m	0:11.21 1600m	0:37.93 [10] (0:12.59)	0:25.34 [9] (0:12.54)	0:12.80 [6] (0:12.80)	1.9L	0:37.93	-5
6	12	CHAYSE 'N' ARTIE Luke Tarrant	19	65.8 1600m	0:11.27 1600m	0:37.80 [11] (0:12.56)	0:25.24 [12] (0:12.68)	0:12.56 [9] (0:12.56)	2.1L	0:37.80	-5
7	11	THIS'LLBETHEONE Ron Stewart	2	65.6 1600m	0:11.12 1600m	0:39.14 [1] (0:12.95)	0:26.19 [2] (0:12.99)	0:13.20 [3] (0:13.20)	3.1L	0:39.14	-12
8	6	TAPILDOODLEDO Robbie Dolan	18	65.1 1800m	0:11.37 1600m	0:37.78 [13] (0:12.40)	0:25.38 [13] (0:12.63)	0:12.75 [13] (0:12.75)	3.9L	0:37.78	-4
9	5	TIDAL CREEK Emily Lang	14	66.6 1800m	0:10.97 1600m	0:39.38 [2] (0:12.88)	0:26.50 [1] (0:13.04)	0:13.46 [5] (0:13.46)	4.7L	0:39.38	+2
10	2	WARP SPEED Angela Jones	10	66.0 1800m	0:11.16 1600m	0:38.89 [5] (0:12.83)	0:26.06 [6] (0:12.88)	0:13.18 [8] (0:13.18)	4.9L	0:38.89	-1

Scratched: Mr French (#16), Tappy's Lad (#17), Uncommon Valour (#18), Artful Girl (#15), Power Pack (#19)



Toowoomba QLD Professional
 Race 7: TAB TOWOOMBA CUP - 2000m
 28 September 2024 - 17:37



Track Rating: Heavy 8, Weather: Overcast, Rail Position: True

Section		600m	400m	200m				Last 600m		
Field Times		0:38.54 (0:12.93)	0:25.61 (0:12.89)	0:12.72 (0:12.72)				0:38.54		
Rank	TAB Horse/Jockey	Barrier	Top Speed [km/h]	Fastest Section	Margin			Distance Travelled [m]		
11	14 HECTOR DE MARIS Cejay Graham	8	64.5 1800m	0:11.30 1600m	0:38.55 [8] (0:12.70)	0:25.85 [10] (0:12.86)	0:12.99 [10] (0:12.99)	5L	0:38.55	-14
12	9 OTYRAR Georgina Cartwright	7	65.1 1600m	0:11.07 1600m	0:38.89 [6] (0:12.83)	0:26.06 [7] (0:13.07)	0:12.99 [11] (0:12.99)	5.1L	0:38.89	-8
13	13 ALVERDUN Samantha Collett	1	65.9 1800m	0:11.02 1800m	0:40.01 [4] (0:12.89)	0:27.12 [4] (0:13.30)	0:13.82 [12] (0:13.82)	10.1L	0:40.01	-11
14	3 IN A TWINKLING Les Tilley	11	65.4 1600m	0:11.17 1600m	0:44.51 [14] (0:13.75)	0:30.76 [14] (0:14.72)	0:16.04 [14] (0:16.04)	43.4L	0:44.51	-1

Scratched: Mr French (#16), Tappy's Lad (#17), Uncommon Valour (#18), Artful Girl (#15), Power Pack (#19)

[] Ranking at each section and finish
 -:-:- No data available at this section
 NA No data available

SCN Saddle cloth number
 DNF Did not finish
 DNT Did not track



Horse/Jockey Name	Red Wave
Final Rank	1
Fastest Section Time (Section)	0:11.20 (1600m)
Top Speed [km/h] (Section)	66.0 (1600m)
Race State	Finished



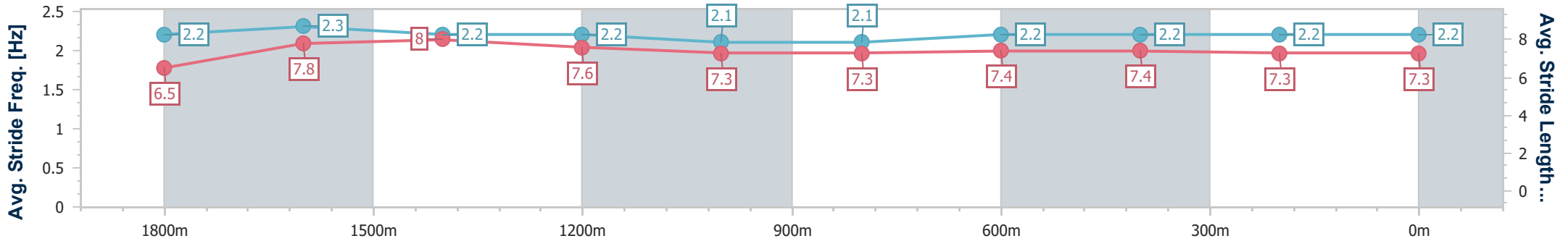
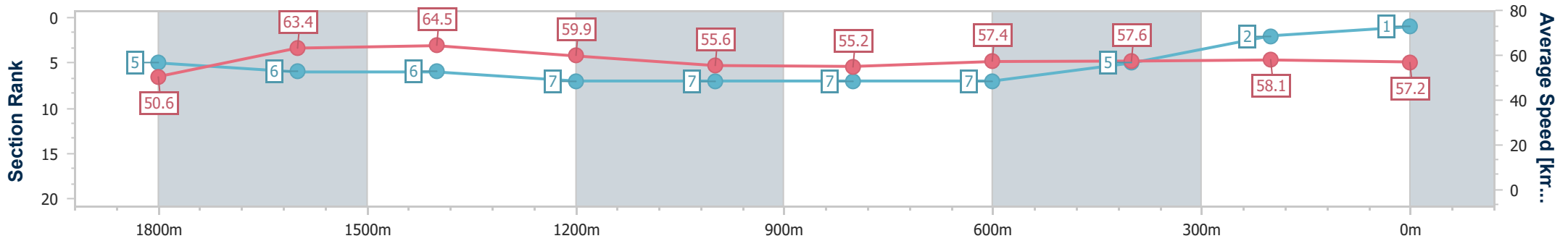
Toowoomba QLD Professional
Race 7: TAB TOOWOOMBA CUP - 2000m



28 September 2024 - 17:37

Track Rating: Heavy 8, Weather: Overcast, Rail Position: True

Section	Overall	1800m	1600m	1400m	1200m	1000m	800m	600m	400m	200m
Section Times	2:05.61 [1] (0:14.25)	1:51.36 [5] (0:11.31)	1:40.05 [6] (0:11.20)	1:28.85 [6] (0:12.16)	1:16.69 [7] (0:13.02)	1:03.67 [7] (0:13.15)	0:50.52 [7] (0:12.66)	0:37.86 [7] (0:12.70)	0:25.16 [5] (0:12.53)	0:12.63 [2] (0:12.63)
Average Speed [km/h]	50.6	63.4	64.5	59.9	55.6	55.2	57.4	57.6	58.1	57.2
Top Speed [km/h]	62.3	65.6	66.0	64.0	58.2	56.0	58.1	58.2	58.7	58.6
Avg. Dist. to Rail [m]	0.8	0.8	1.6	2.4	3.2	2.5	3.1	3.0	4.4	4.9
Avg. Stride Freq. [Hz]	2.2	2.3	2.2	2.2	2.1	2.1	2.2	2.2	2.2	2.2
Avg. Stride Length [m]	6.5	7.8	8.0	7.6	7.3	7.3	7.4	7.4	7.3	7.3



- [] Ranking at each section and finish
- .-.- No data available at this section
- NA No data available



Horse/Jockey Name	Nikau Spur
Final Rank	2
Fastest Section Time (Section)	0:11.21 (1600m)
Top Speed [km/h] (Section)	65.4 (1600m)
Race State	Finished



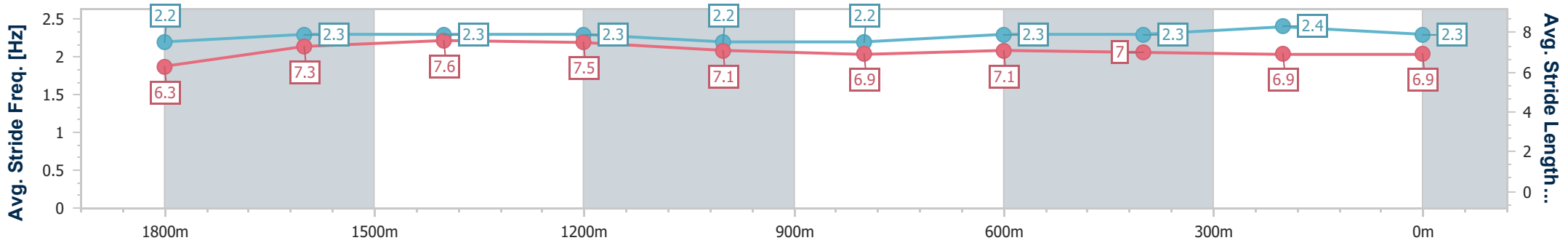
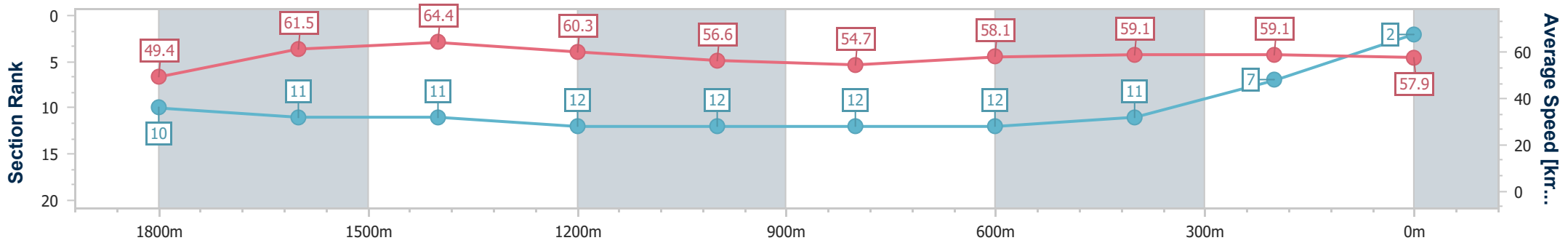
Toowoomba QLD Professional
Race 7: TAB TOOWOOMBA CUP - 2000m



28 September 2024 - 17:37

Track Rating: Heavy 8, Weather: Overcast, Rail Position: True

Section	Overall	1800m	1600m	1400m	1200m	1000m	800m	600m	400m	200m
Section Times	2:05.66 [2] (0:14.59)	1:51.07 [10] (0:11.67)	1:39.40 [11] (0:11.21)	1:28.19 [11] (0:12.17)	1:16.02 [12] (0:12.78)	1:03.24 [12] (0:13.27)	0:49.97 [12] (0:12.56)	0:37.41 [12] (0:12.50)	0:24.91 [11] (0:12.46)	0:12.45 [7] (0:12.45)
Average Speed [km/h]	49.4	61.5	64.4	60.3	56.6	54.7	58.1	59.1	59.1	57.9
Top Speed [km/h]	63.7	64.4	65.4	64.5	57.5	55.9	59.6	60.3	60.0	58.9
Avg. Dist. to Rail [m]	4.3	0.4	1.3	3.0	3.4	3.4	3.9	5.1	6.7	8.9
Avg. Stride Freq. [Hz]	2.2	2.3	2.3	2.3	2.2	2.2	2.3	2.3	2.4	2.3
Avg. Stride Length [m]	6.3	7.3	7.6	7.5	7.1	6.9	7.1	7.0	6.9	6.9



- [] Ranking at each section and finish
- .-.- No data available at this section
- NA No data available



Horse/Jockey Name	Caboche
Final Rank	3
Fastest Section Time (Section)	0:11.28 (1600m)
Top Speed [km/h] (Section)	65.3 (1600m)
Race State	Finished



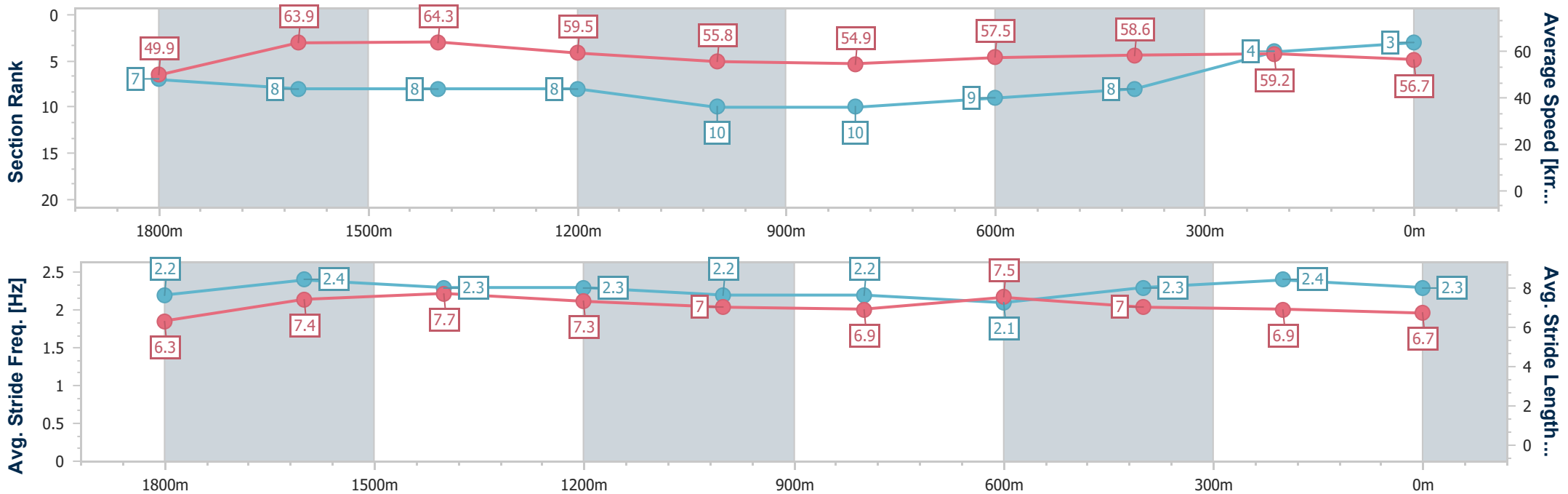
Toowoomba QLD Professional
Race 7: TAB TOOWOOMBA CUP - 2000m



28 September 2024 - 17:37

Track Rating: Heavy 8, Weather: Overcast, Rail Position: True

Section	Overall	1800m	1600m	1400m	1200m	1000m	800m	600m	400m	200m
Section Times	2:05.74 [3] (0:14.45)	1:51.29 [7] (0:11.35)	1:39.94 [8] (0:11.28)	1:28.66 [8] (0:12.17)	1:16.49 [8] (0:12.96)	1:03.53 [10] (0:13.18)	0:50.35 [10] (0:12.64)	0:37.71 [9] (0:12.55)	0:25.16 [8] (0:12.45)	0:12.71 [4] (0:12.71)
Average Speed [km/h]	49.9	63.9	64.3	59.5	55.8	54.9	57.5	58.6	59.2	56.7
Top Speed [km/h]	62.1	64.9	65.3	63.7	58.1	56.0	58.3	60.4	60.1	58.5
Avg. Dist. to Rail [m]	6.2	1.7	1.7	1.5	2.0	2.0	3.4	4.4	7.3	7.2
Avg. Stride Freq. [Hz]	2.2	2.4	2.3	2.3	2.2	2.2	2.1	2.3	2.4	2.3
Avg. Stride Length [m]	6.3	7.4	7.7	7.3	7.0	6.9	7.5	7.0	6.9	6.7



- [] Ranking at each section and finish
- .-.- No data available at this section
- NA No data available



Horse/Jockey Name	Linthorpe Lad
Final Rank	4
Fastest Section Time (Section)	0:11.11 (1800m)
Top Speed [km/h] (Section)	66.6 (1600m)
Race State	Finished



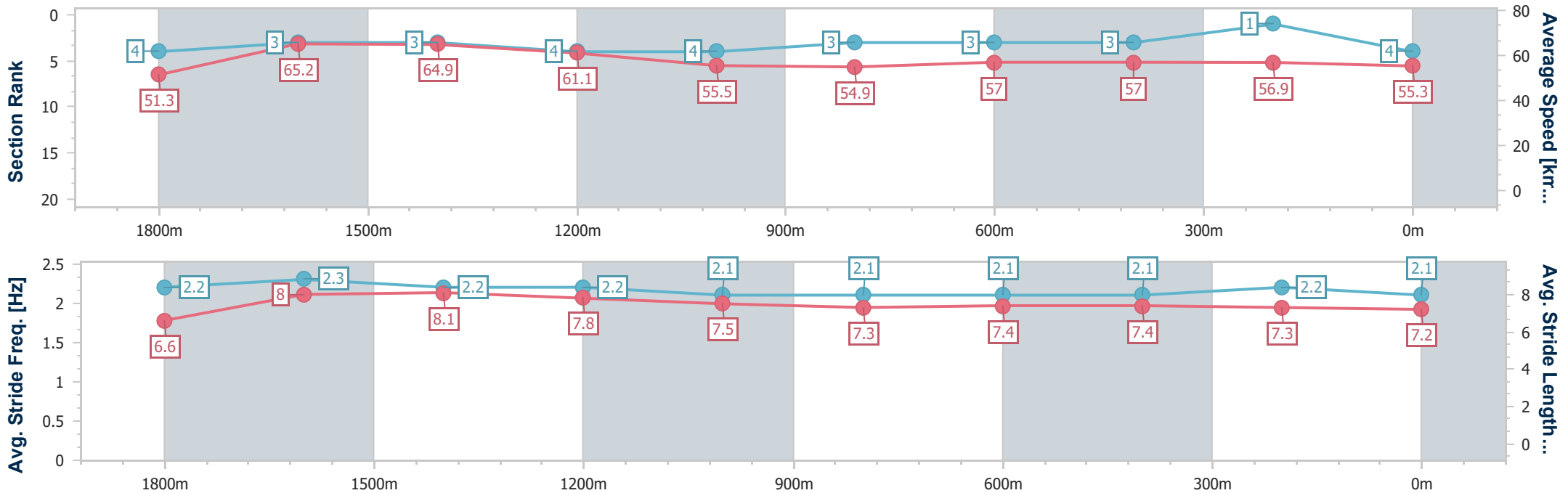
Toowoomba QLD Professional
Race 7: TAB TOOWOOMBA CUP - 2000m



28 September 2024 - 17:37

Track Rating: Heavy 8, Weather: Overcast, Rail Position: True

Section	Overall	1800m	1600m	1400m	1200m	1000m	800m	600m	400m	200m
Section Times	2:05.91 [4] (0:14.06)	1:51.85 [4] (0:11.11)	1:40.74 [3] (0:11.13)	1:29.61 [3] (0:11.97)	1:17.64 [4] (0:13.03)	1:04.61 [4] (0:13.19)	0:51.42 [3] (0:12.81)	0:38.61 [3] (0:12.80)	0:25.81 [3] (0:12.79)	0:13.02 [1] (0:13.02)
Average Speed [km/h]	51.3	65.2	64.9	61.1	55.5	54.9	57.0	57.0	56.9	55.3
Top Speed [km/h]	64.4	65.8	66.6	63.8	58.8	56.0	57.8	57.9	57.3	56.2
Avg. Dist. to Rail [m]	4.7	0.9	1.7	2.2	3.8	2.8	3.4	2.9	3.4	3.1
Avg. Stride Freq. [Hz]	2.2	2.3	2.2	2.2	2.1	2.1	2.1	2.1	2.2	2.1
Avg. Stride Length [m]	6.6	8.0	8.1	7.8	7.5	7.3	7.4	7.4	7.3	7.2



- [] Ranking at each section and finish
- .-.-.- No data available at this section
- NA No data available



Horse/Jockey Name	Kirkeby
Final Rank	5
Fastest Section Time (Section)	0:11.21 (1600m)
Top Speed [km/h] (Section)	64.9 (1600m)
Race State	Finished



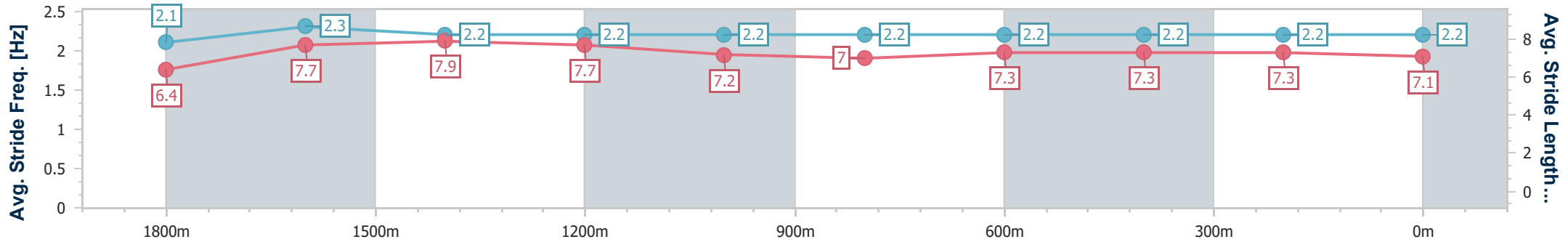
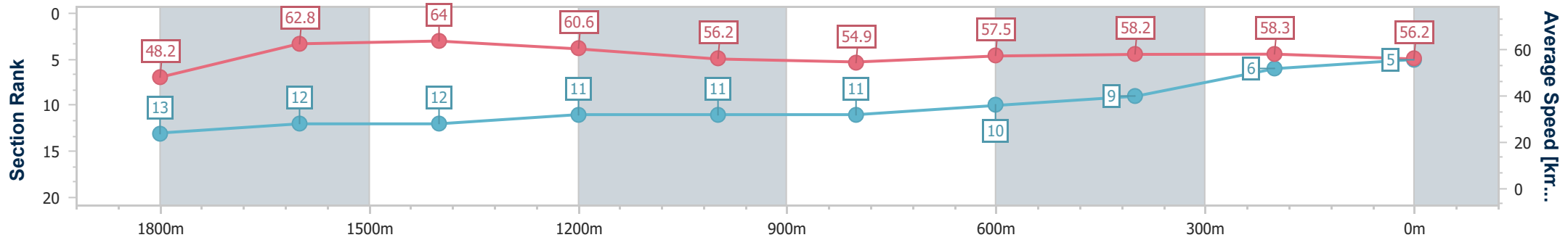
Toowoomba QLD Professional
Race 7: TAB TOOWOOMBA CUP - 2000m



28 September 2024 - 17:37

Track Rating: Heavy 8, Weather: Overcast, Rail Position: True

Section	Overall	1800m	1600m	1400m	1200m	1000m	800m	600m	400m	200m
Section Times	2:06.00 [5] (0:14.96)	1:51.04 [13] (0:11.36)	1:39.68 [12] (0:11.21)	1:28.47 [12] (0:11.92)	1:16.55 [11] (0:12.87)	1:03.68 [11] (0:13.16)	0:50.52 [11] (0:12.59)	0:37.93 [10] (0:12.59)	0:25.34 [9] (0:12.54)	0:12.80 [6] (0:12.80)
Average Speed [km/h]	48.2	62.8	64.0	60.6	56.2	54.9	57.5	58.2	58.3	56.2
Top Speed [km/h]	62.3	64.4	64.9	64.3	58.6	55.9	59.4	58.8	58.7	57.7
Avg. Dist. to Rail [m]	3.3	2.6	0.5	1.2	2.3	1.7	1.9	2.9	5.1	5.4
Avg. Stride Freq. [Hz]	2.1	2.3	2.2	2.2	2.2	2.2	2.2	2.2	2.2	2.2
Avg. Stride Length [m]	6.4	7.7	7.9	7.7	7.2	7.0	7.3	7.3	7.3	7.1



- [] Ranking at each section and finish
- .-.- No data available at this section
- NA No data available



Horse/Jockey Name	Chayse 'N' Artie
Final Rank	6
Fastest Section Time (Section)	0:11.27 (1600m)
Top Speed [km/h] (Section)	65.8 (1600m)
Race State	Finished



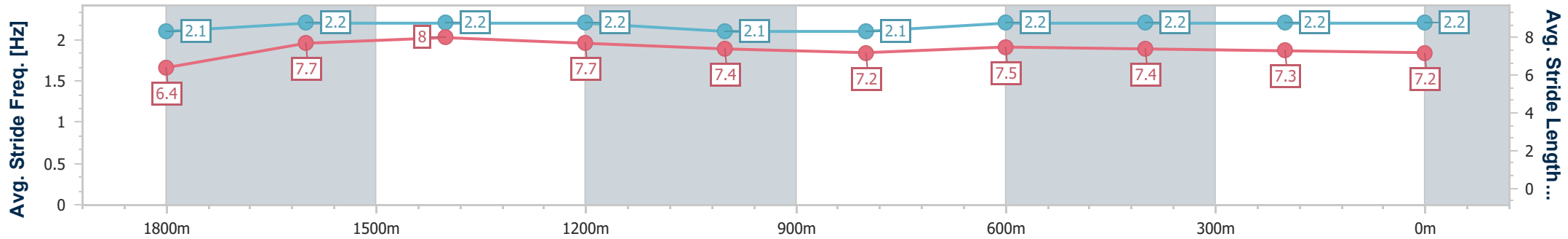
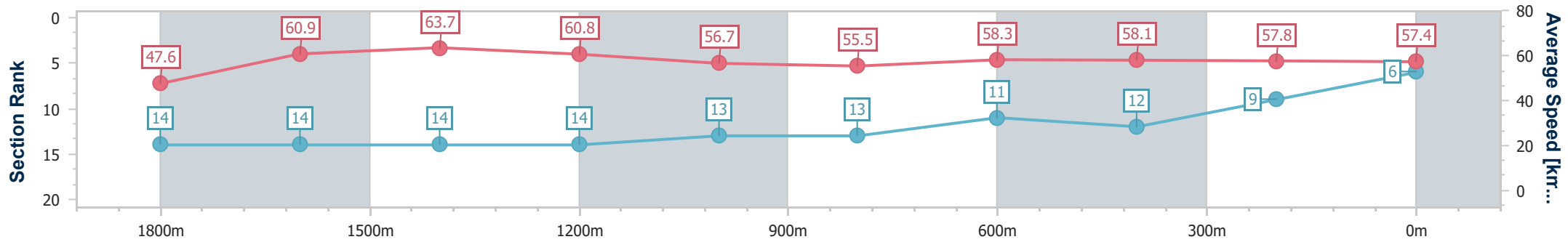
Toowoomba QLD Professional
Race 7: TAB TOOWOOMBA CUP - 2000m



28 September 2024 - 17:37

Track Rating: Heavy 8, Weather: Overcast, Rail Position: True

Section	Overall	1800m	1600m	1400m	1200m	1000m	800m	600m	400m	200m
Section Times	2:06.03 [6] (0:15.12)	1:50.91 [14] (0:11.85)	1:39.06 [14] (0:11.27)	1:27.79 [14] (0:11.84)	1:15.95 [14] (0:12.73)	1:03.22 [13] (0:13.00)	0:50.22 [13] (0:12.42)	0:37.80 [11] (0:12.56)	0:25.24 [12] (0:12.68)	0:12.56 [9] (0:12.56)
Average Speed [km/h]	47.6	60.9	63.7	60.8	56.7	55.5	58.3	58.1	57.8	57.4
Top Speed [km/h]	61.9	61.9	65.8	65.2	58.0	57.6	59.4	59.8	59.5	58.3
Avg. Dist. to Rail [m]	6.8	0.4	0.2	0.9	0.5	0.9	1.8	3.1	4.9	7.2
Avg. Stride Freq. [Hz]	2.1	2.2	2.2	2.2	2.1	2.1	2.2	2.2	2.2	2.2
Avg. Stride Length [m]	6.4	7.7	8.0	7.7	7.4	7.2	7.5	7.4	7.3	7.2



- [] Ranking at each section and finish
- .-.- No data available at this section
- NA No data available



Horse/Jockey Name	This'llbetheone
Final Rank	7
Fastest Section Time (Section)	0:11.12 (1600m)
Top Speed [km/h] (Section)	65.6 (1600m)
Race State	Finished



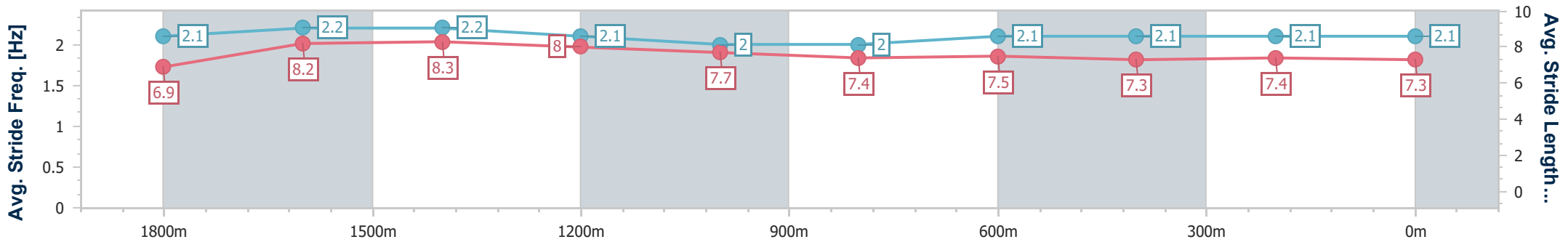
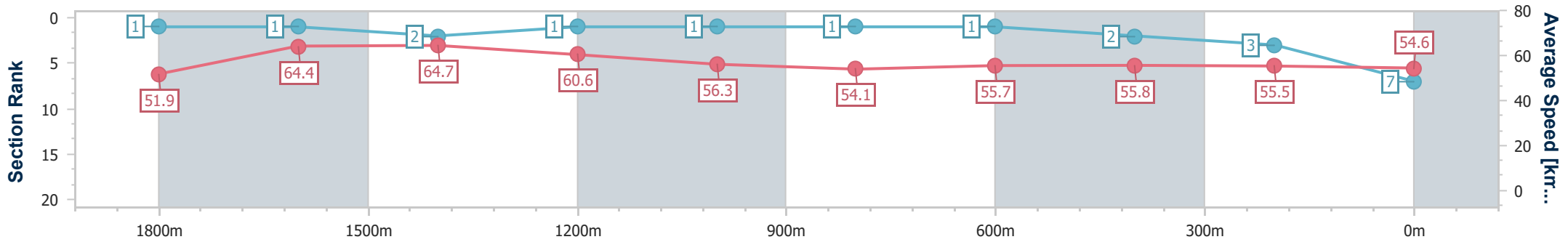
Toowoomba QLD Professional
Race 7: TAB TOOWOOMBA CUP - 2000m



28 September 2024 - 17:37

Track Rating: Heavy 8, Weather: Overcast, Rail Position: True

Section	Overall	1800m	1600m	1400m	1200m	1000m	800m	600m	400m	200m
Section Times	2:06.21 [7] (0:13.87)	1:52.34 [1] (0:11.16)	1:41.18 [1] (0:11.12)	1:30.06 [2] (0:11.88)	1:18.18 [1] (0:12.82)	1:05.36 [1] (0:13.31)	0:52.05 [1] (0:12.91)	0:39.14 [1] (0:12.95)	0:26.19 [2] (0:12.99)	0:13.20 [3] (0:13.20)
Average Speed [km/h]	51.9	64.4	64.7	60.6	56.3	54.1	55.7	55.8	55.5	54.6
Top Speed [km/h]	64.5	64.7	65.6	64.4	58.4	54.6	57.7	57.8	56.0	55.5
Avg. Dist. to Rail [m]	1.5	1.3	1.1	0.4	0.5	0.4	0.4	0.7	0.9	2.4
Avg. Stride Freq. [Hz]	2.1	2.2	2.2	2.1	2.0	2.0	2.1	2.1	2.1	2.1
Avg. Stride Length [m]	6.9	8.2	8.3	8.0	7.7	7.4	7.5	7.3	7.4	7.3



- [] Ranking at each section and finish
- .-.- No data available at this section
- NA No data available



Horse/Jockey Name	Tapildoodleo
Final Rank	8
Fastest Section Time (Section)	0:11.37 (1600m)
Top Speed [km/h] (Section)	65.1 (1800m)
Race State	Finished



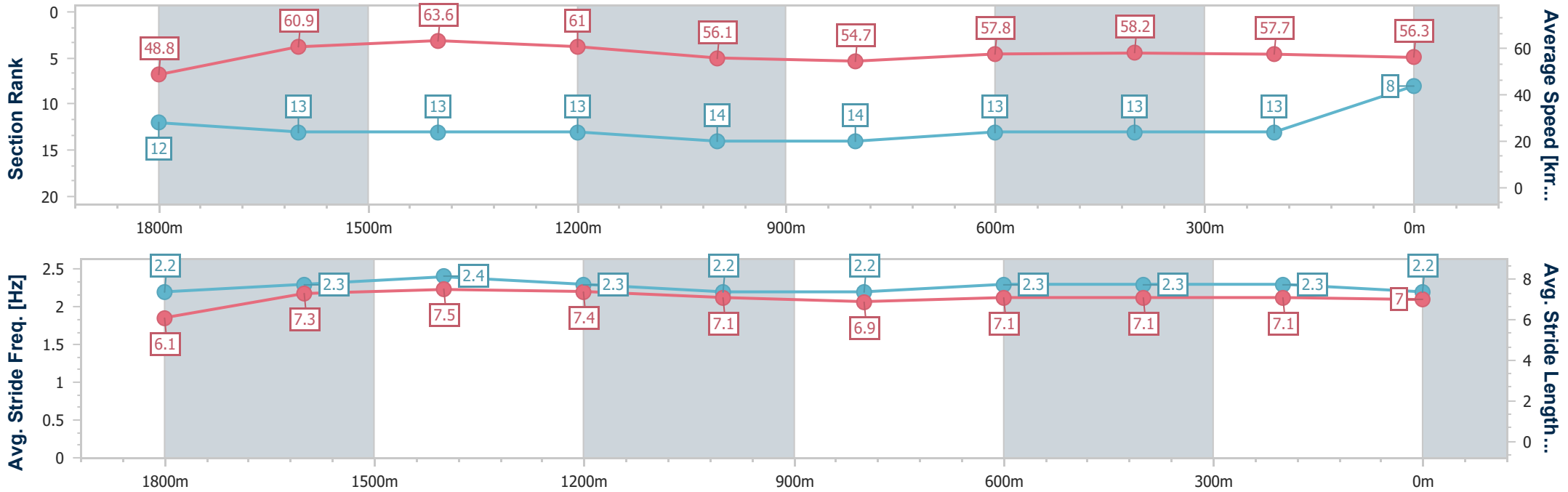
Toowoomba QLD Professional
Race 7: TAB TOOWOOMBA CUP - 2000m



28 September 2024 - 17:37

Track Rating: Heavy 8, Weather: Overcast, Rail Position: True

Section	Overall	1800m	1600m	1400m	1200m	1000m	800m	600m	400m	200m
Section Times	2:06.36 [8] (0:14.75)	1:51.61 [12] (0:11.82)	1:39.79 [13] (0:11.37)	1:28.42 [13] (0:12.01)	1:16.41 [13] (0:12.91)	1:03.50 [14] (0:13.15)	0:50.35 [14] (0:12.57)	0:37.78 [13] (0:12.40)	0:25.38 [13] (0:12.63)	0:12.75 [13] (0:12.75)
Average Speed [km/h]	48.8	60.9	63.6	61.0	56.1	54.7	57.8	58.2	57.7	56.3
Top Speed [km/h]	60.4	65.1	65.1	64.8	58.1	56.2	58.9	59.3	59.0	59.0
Avg. Dist. to Rail [m]	6.7	0.8	2.1	3.3	2.8	1.1	1.7	1.2	3.3	2.5
Avg. Stride Freq. [Hz]	2.2	2.3	2.4	2.3	2.2	2.2	2.3	2.3	2.3	2.2
Avg. Stride Length [m]	6.1	7.3	7.5	7.4	7.1	6.9	7.1	7.1	7.1	7.0



- [] Ranking at each section and finish
- .-.- No data available at this section
- NA No data available



Horse/Jockey Name	Tidal Creek
Final Rank	9
Fastest Section Time (Section)	0:10.97 (1600m)
Top Speed [km/h] (Section)	66.6 (1800m)
Race State	Finished



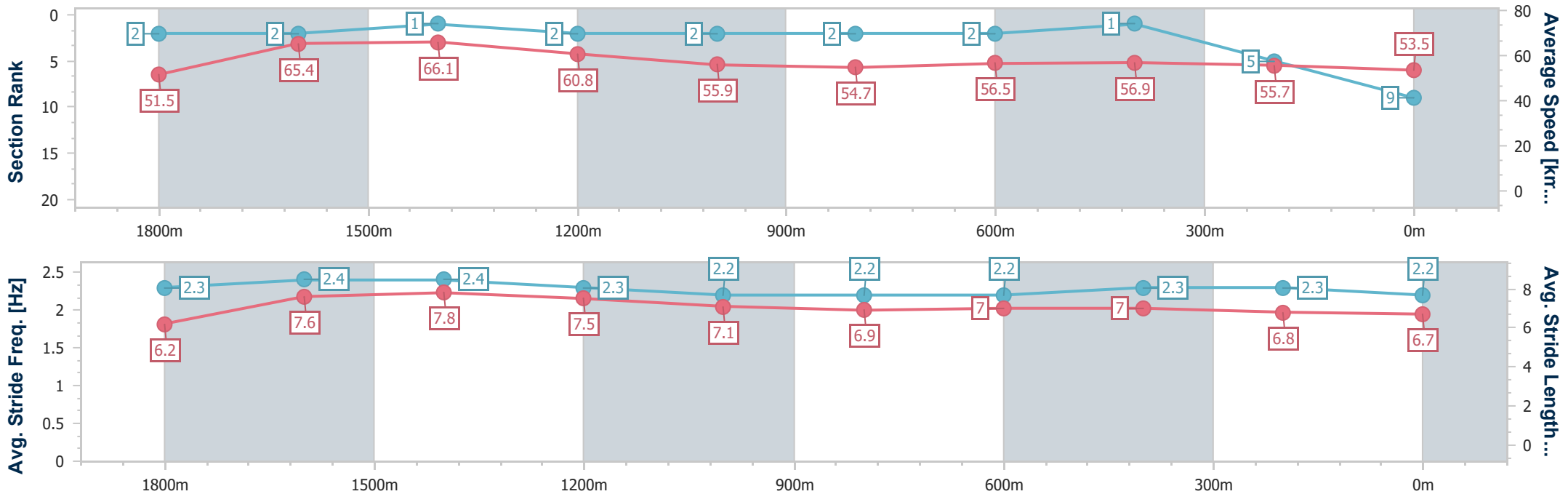
Toowoomba QLD Professional
Race 7: TAB TOOWOOMBA CUP - 2000m



28 September 2024 - 17:37

Track Rating: Heavy 8, Weather: Overcast, Rail Position: True

Section	Overall	1800m	1600m	1400m	1200m	1000m	800m	600m	400m	200m
Section Times	2:06.50 [9] (0:14.02)	1:52.48 [2] (0:11.09)	1:41.39 [2] (0:10.97)	1:30.42 [1] (0:11.95)	1:18.47 [2] (0:12.94)	1:05.53 [2] (0:13.27)	0:52.26 [2] (0:12.88)	0:39.38 [2] (0:12.88)	0:26.50 [1] (0:13.04)	0:13.46 [5] (0:13.46)
Average Speed [km/h]	51.5	65.4	66.1	60.8	55.9	54.7	56.5	56.9	55.7	53.5
Top Speed [km/h]	65.9	66.6	66.6	65.6	57.9	55.5	57.6	57.8	56.4	55.0
Avg. Dist. to Rail [m]	5.5	1.5	2.1	2.1	3.1	2.3	2.7	3.4	3.5	4.4
Avg. Stride Freq. [Hz]	2.3	2.4	2.4	2.3	2.2	2.2	2.2	2.3	2.3	2.2
Avg. Stride Length [m]	6.2	7.6	7.8	7.5	7.1	6.9	7.0	7.0	6.8	6.7



- [] Ranking at each section and finish
- .-.-.- No data available at this section
- NA No data available



Horse/Jockey Name	Warp Speed
Final Rank	10
Fastest Section Time (Section)	0:11.16 (1600m)
Top Speed [km/h] (Section)	66.0 (1800m)
Race State	Finished



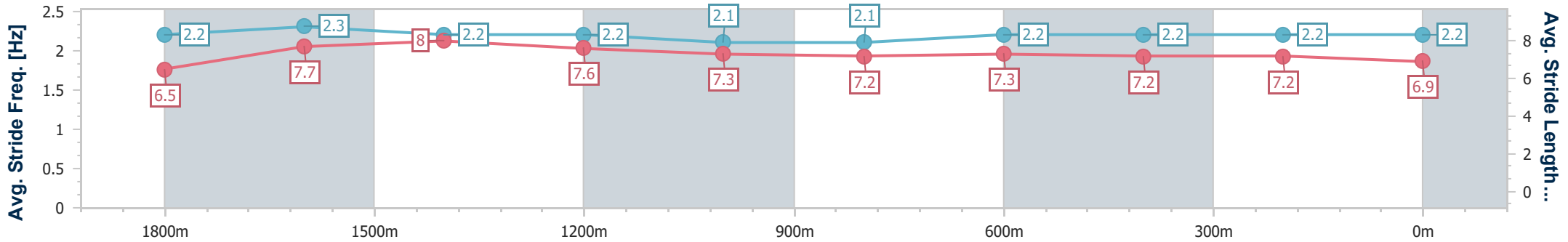
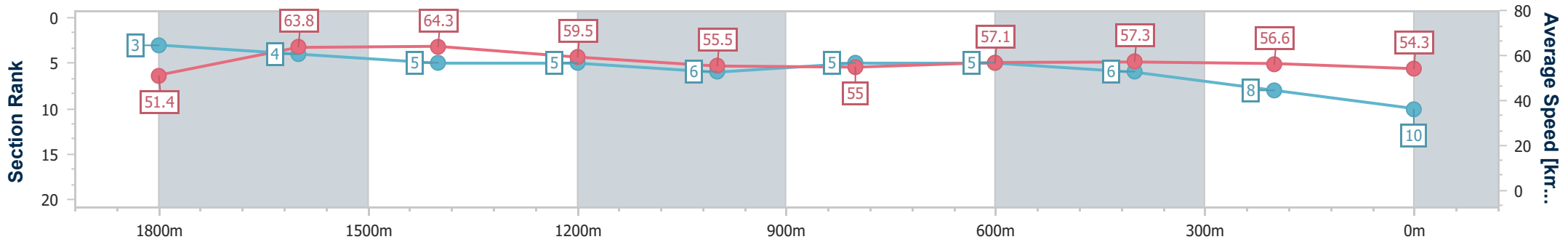
Toowoomba QLD Professional
Race 7: TAB TOOWOOMBA CUP - 2000m



28 September 2024 - 17:37

Track Rating: Heavy 8, Weather: Overcast, Rail Position: True

Section	Overall	1800m	1600m	1400m	1200m	1000m	800m	600m	400m	200m
Section Times	2:06.52 [10] (0:14.02)	1:52.50 [3] (0:11.24)	1:41.26 [4] (0:11.16)	1:30.10 [5] (0:12.21)	1:17.89 [5] (0:13.02)	1:04.87 [6] (0:13.23)	0:51.64 [5] (0:12.75)	0:38.89 [5] (0:12.83)	0:26.06 [6] (0:12.88)	0:13.18 [8] (0:13.18)
Average Speed [km/h]	51.4	63.8	64.3	59.5	55.5	55.0	57.1	57.3	56.6	54.3
Top Speed [km/h]	63.8	66.0	65.9	64.5	57.1	55.9	58.4	58.4	57.4	55.0
Avg. Dist. to Rail [m]	1.0	1.0	0.9	1.9	3.0	2.9	3.9	4.0	3.0	1.7
Avg. Stride Freq. [Hz]	2.2	2.3	2.2	2.2	2.1	2.1	2.2	2.2	2.2	2.2
Avg. Stride Length [m]	6.5	7.7	8.0	7.6	7.3	7.2	7.3	7.2	7.2	6.9



- [] Ranking at each section and finish
- .-.- No data available at this section
- NA No data available



Horse/Jockey Name	Hector De Maris
Final Rank	11
Fastest Section Time (Section)	0:11.30 (1600m)
Top Speed [km/h] (Section)	64.5 (1800m)
Race State	Finished



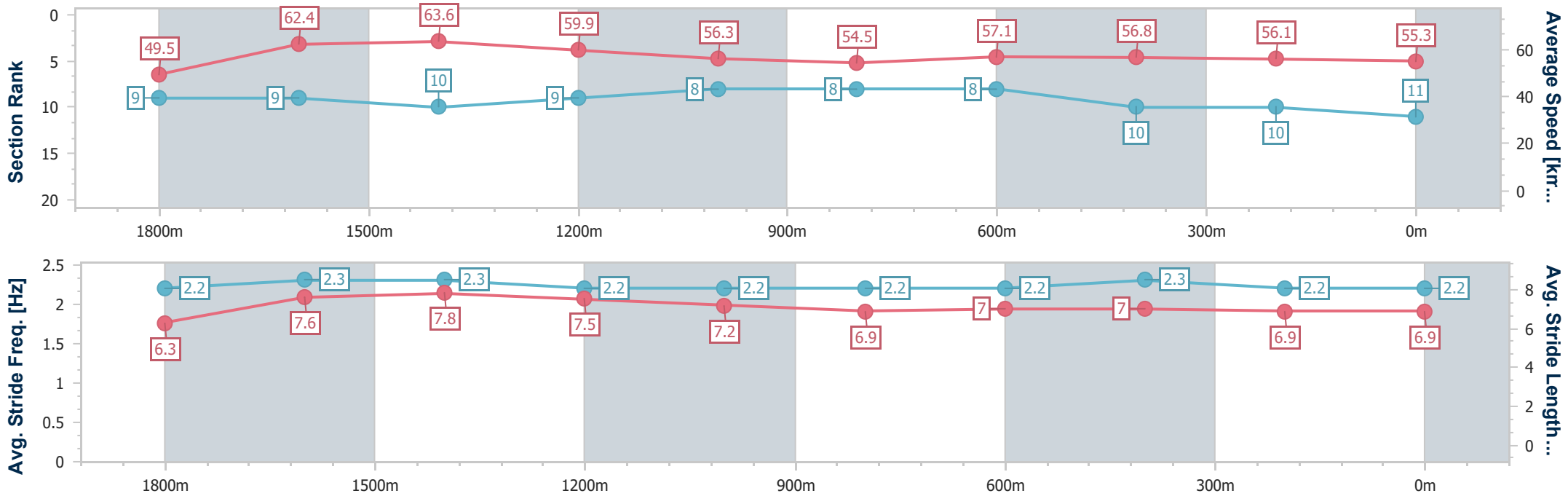
Toowoomba QLD Professional
Race 7: TAB TOOWOOMBA CUP - 2000m



28 September 2024 - 17:37

Track Rating: Heavy 8, Weather: Overcast, Rail Position: True

Section	Overall	1800m	1600m	1400m	1200m	1000m	800m	600m	400m	200m
Section Times	2:06.54 [11] (0:14.52)	1:52.02 [9] (0:11.42)	1:40.60 [9] (0:11.30)	1:29.30 [10] (0:12.05)	1:17.25 [9] (0:12.83)	1:04.42 [8] (0:13.19)	0:51.23 [8] (0:12.68)	0:38.55 [8] (0:12.70)	0:25.85 [10] (0:12.86)	0:12.99 [10] (0:12.99)
Average Speed [km/h]	49.5	62.4	63.6	59.9	56.3	54.5	57.1	56.8	56.1	55.3
Top Speed [km/h]	62.7	64.5	64.3	63.3	58.0	55.7	58.4	58.4	57.2	56.8
Avg. Dist. to Rail [m]	1.0	1.9	0.7	0.6	1.2	0.4	1.2	0.5	1.3	1.5
Avg. Stride Freq. [Hz]	2.2	2.3	2.3	2.2	2.2	2.2	2.2	2.3	2.2	2.2
Avg. Stride Length [m]	6.3	7.6	7.8	7.5	7.2	6.9	7.0	7.0	6.9	6.9



- [] Ranking at each section and finish
- .-.- No data available at this section
- NA No data available



Horse/Jockey Name	Otyrar
Final Rank	12
Fastest Section Time (Section)	0:11.07 (1600m)
Top Speed [km/h] (Section)	65.1 (1600m)
Race State	Finished



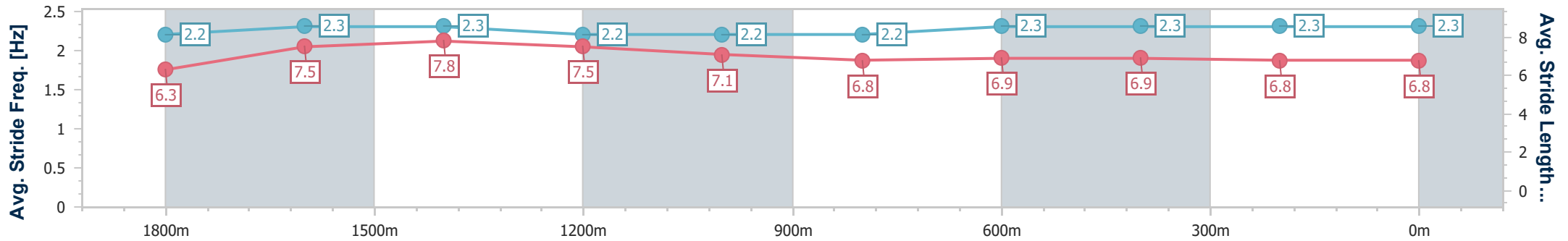
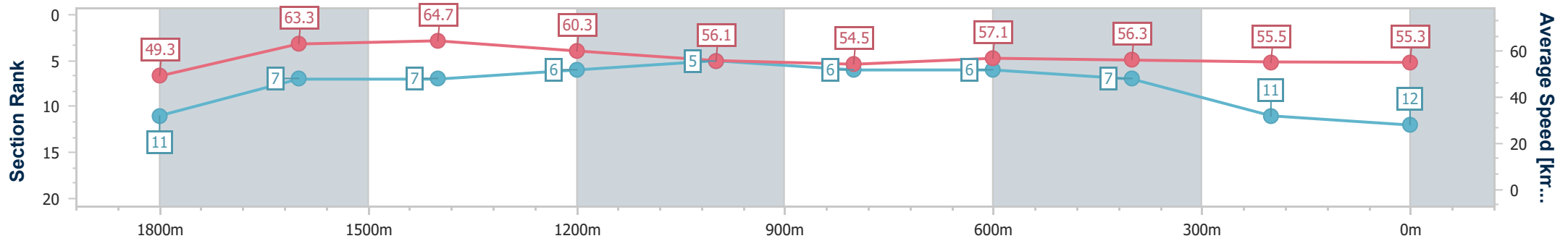
Toowoomba QLD Professional
Race 7: TAB TOOWOOMBA CUP - 2000m



28 September 2024 - 17:37

Track Rating: Heavy 8, Weather: Overcast, Rail Position: True

Section	Overall	1800m	1600m	1400m	1200m	1000m	800m	600m	400m	200m
Section Times	2:06.55 [12] (0:14.64)	1:51.91 [11] (0:11.13)	1:40.78 [7] (0:11.07)	1:29.71 [7] (0:11.98)	1:17.73 [6] (0:12.83)	1:04.90 [5] (0:13.30)	0:51.60 [6] (0:12.71)	0:38.89 [6] (0:12.83)	0:26.06 [7] (0:13.07)	0:12.99 [11] (0:12.99)
Average Speed [km/h]	49.3	63.3	64.7	60.3	56.1	54.5	57.1	56.3	55.5	55.3
Top Speed [km/h]	64.1	64.8	65.1	64.8	58.2	55.1	57.7	57.7	56.5	56.4
Avg. Dist. to Rail [m]	2.1	3.8	1.7	1.1	2.7	2.3	1.8	1.7	1.8	2.4
Avg. Stride Freq. [Hz]	2.2	2.3	2.3	2.2	2.2	2.2	2.3	2.3	2.3	2.3
Avg. Stride Length [m]	6.3	7.5	7.8	7.5	7.1	6.8	6.9	6.9	6.8	6.8



- [] Ranking at each section and finish
- .-.- No data available at this section
- NA No data available



Horse/Jockey Name	Alverdun
Final Rank	13
Fastest Section Time (Section)	0:11.02 (1800m)
Top Speed [km/h] (Section)	65.9 (1800m)
Race State	Finished



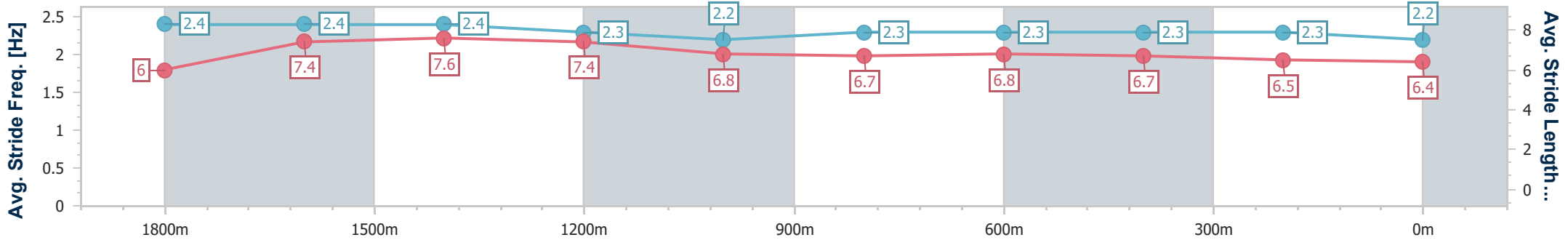
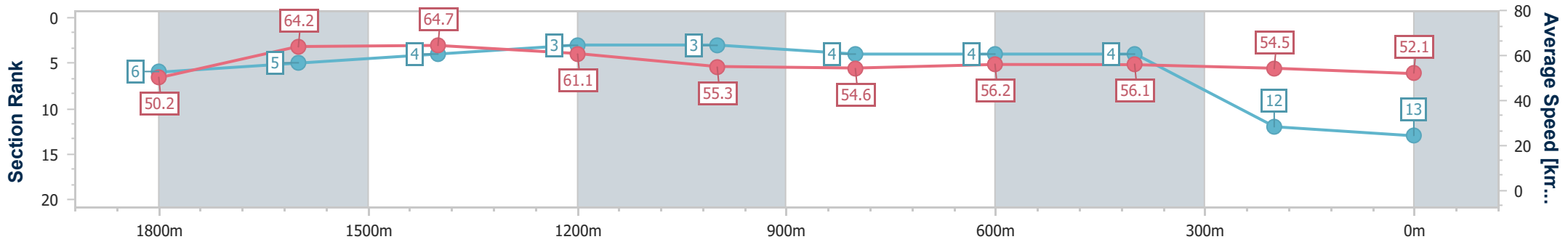
Toowoomba QLD Professional
Race 7: TAB TOOWOOMBA CUP - 2000m



28 September 2024 - 17:37

Track Rating: Heavy 8, Weather: Overcast, Rail Position: True

Section	Overall	1800m	1600m	1400m	1200m	1000m	800m	600m	400m	200m
Section Times	2:07.41 [13] (0:14.36)	1:53.05 [6] (0:11.02)	1:42.03 [5] (0:11.04)	1:30.99 [4] (0:11.84)	1:19.15 [3] (0:13.03)	1:06.12 [3] (0:13.23)	0:52.89 [4] (0:12.88)	0:40.01 [4] (0:12.89)	0:27.12 [4] (0:13.30)	0:13.82 [12] (0:13.82)
Average Speed [km/h]	50.2	64.2	64.7	61.1	55.3	54.6	56.2	56.1	54.5	52.1
Top Speed [km/h]	63.1	65.9	65.9	65.6	58.3	55.7	57.4	56.9	56.1	52.7
Avg. Dist. to Rail [m]	3.3	4.0	1.6	1.3	1.9	1.1	1.2	1.3	1.9	4.0
Avg. Stride Freq. [Hz]	2.4	2.4	2.4	2.3	2.2	2.3	2.3	2.3	2.3	2.2
Avg. Stride Length [m]	6.0	7.4	7.6	7.4	6.8	6.7	6.8	6.7	6.5	6.4



- [] Ranking at each section and finish
- .-.- No data available at this section
- NA No data available



Horse/Jockey Name	In a Twinkling
Final Rank	14
Fastest Section Time (Section)	0:11.17 (1600m)
Top Speed [km/h] (Section)	65.4 (1600m)
Race State	Finished



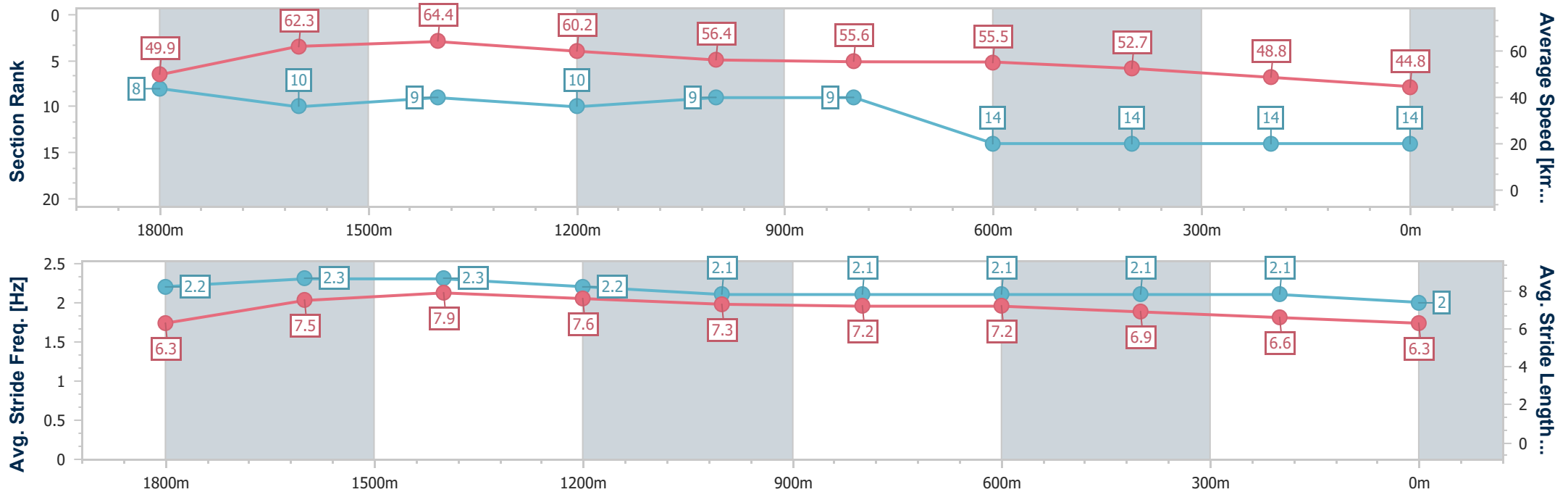
Toowoomba QLD Professional
Race 7: TAB TOOWOOMBA CUP - 2000m



28 September 2024 - 17:37

Track Rating: Heavy 8, Weather: Overcast, Rail Position: True

Section	Overall	1800m	1600m	1400m	1200m	1000m	800m	600m	400m	200m
Section Times	2:13.09 [14] (0:14.48)	1:58.61 [8] (0:11.56)	1:47.05 [10] (0:11.17)	1:35.88 [9] (0:12.17)	1:23.71 [10] (0:12.79)	1:10.92 [9] (0:13.18)	0:57.74 [9] (0:13.23)	0:44.51 [14] (0:13.75)	0:30.76 [14] (0:14.72)	0:16.04 [14] (0:16.04)
Average Speed [km/h]	49.9	62.3	64.4	60.2	56.4	55.6	55.5	52.7	48.8	44.8
Top Speed [km/h]	61.2	64.7	65.4	64.4	57.7	56.5	56.0	55.1	49.9	46.8
Avg. Dist. to Rail [m]	3.1	0.3	0.8	2.8	4.7	4.9	4.7	1.7	0.7	0.6
Avg. Stride Freq. [Hz]	2.2	2.3	2.3	2.2	2.1	2.1	2.1	2.1	2.1	2.0
Avg. Stride Length [m]	6.3	7.5	7.9	7.6	7.3	7.2	7.2	6.9	6.6	6.3



- [] Ranking at each section and finish
- .-.- No data available at this section
- NA No data available