



Sunshine Coast QLD Professional

Race 4: BRIGHTWATER HOTEL BENCHMARK 62 Handicap - 2200m

29 September 2024 - 14:30



Track Rating: Soft 5, Weather: Fine, Rail Position: +2m

Section		Overall	2000m	1800m	1600m	1400m	1200m	1000m	Last 600m					
Field Times		2:19.87 (0:13.94)	2:05.93 (0:12.12)	1:53.81 (0:12.46)	1:41.35 (0:12.91)	1:28.44 (0:13.02)	1:15.42 (0:13.17)	1:02.25 (0:13.23)	0:36.20					
Rank	TAB Horse/Jockey	Barrier	Top Speed [km/h]	Fastest Section										Distance Travelled [m]
1	3 BIG TICKET BOY James Orman	11	64.8 400m	0:11.46 400m	2:19.87 [1] (0:14.40)	2:05.47 [2] (0:12.01)	1:53.46 [2] (0:12.51)	1:40.95 [2] (0:12.84)	1:28.11 [2] (0:13.04)	1:15.07 [2] (0:13.18)	1:01.89 [3] (0:13.17)	0:35.97		
2	10 SON OF SATONO Nikita Beriman	4	63.3 Overall	0:11.76 400m	2:19.91 [2] (0:13.94)	2:05.97 [1] (0:12.12)	1:53.85 [1] (0:12.46)	1:41.39 [1] (0:12.91)	1:28.48 [1] (0:13.02)	1:15.46 [1] (0:13.17)	1:02.29 [1] (0:13.23)	0:36.24	-2	
3	6 AROUND THE BUOY Justin Huxtable	2	63.6 400m	0:11.50 400m	2:20.01 [3] (0:14.89)	2:05.12 [6] (0:11.98)	1:53.14 [6] (0:12.61)	1:40.53 [6] (0:12.79)	1:27.74 [6] (0:12.98)	1:14.76 [6] (0:13.16)	1:01.60 [6] (0:13.30)	0:35.59	+2	
4	1 HIGHLAND HILL Jasper Franklin	3	63.1 Overall	0:11.70 400m	2:20.11 [4] (0:14.79)	2:05.32 [5] (0:11.77)	1:53.55 [4] (0:12.46)	1:41.09 [3] (0:12.80)	1:28.29 [3] (0:13.03)	1:15.26 [3] (0:13.02)	1:02.24 [2] (0:13.30)	0:36.10	+4	
5	2 TARANAKI Ryan Maloney	7	62.9 400m	0:11.68 400m	2:20.57 [5] (0:14.54)	2:06.03 [3] (0:12.01)	1:54.02 [3] (0:12.57)	1:41.45 [4] (0:13.00)	1:28.45 [4] (0:12.90)	1:15.55 [4] (0:13.10)	1:02.45 [4] (0:13.21)	0:36.38	-5	
6	8 DELORME Trudy Thornton	6	61.9 600m	0:11.84 400m	2:20.93 [6] (0:14.91)	2:06.02 [7] (0:12.15)	1:53.87 [7] (0:12.73)	1:41.14 [7] (0:12.73)	1:28.41 [7] (0:13.00)	1:15.41 [8] (0:13.16)	1:02.25 [8] (0:13.19)	0:36.42	-4	
7	11 WINSTON BLUE Rob Thorburn	5	62.2 2000m	0:11.83 2000m	2:21.55 [7] (0:15.41)	2:06.14 [8] (0:11.83)	1:54.31 [8] (0:12.60)	1:41.71 [8] (0:12.72)	1:28.99 [8] (0:12.86)	1:16.13 [7] (0:13.21)	1:02.92 [7] (0:13.22)	0:37.06	+4	
8	9 ANOTHER DAZZLER Dale Smith	1	60.3 400m	0:12.06 400m	2:21.64 [8] (0:14.63)	2:07.01 [4] (0:12.13)	1:54.88 [5] (0:12.64)	1:42.24 [5] (0:12.80)	1:29.44 [5] (0:12.93)	1:16.51 [5] (0:13.23)	1:03.28 [5] (0:13.27)	0:37.28	-3	
9	7 MAN OF HEART Corey Sutherland	10	63.8 Overall	0:11.79 2000m	2:21.72 [9] (0:15.70)	2:06.02 [9] (0:11.79)	1:54.23 [9] (0:12.75)	1:41.48 [9] (0:12.78)	1:28.70 [9] (0:13.07)	1:15.63 [9] (0:13.19)	1:02.44 [9] (0:13.00)	0:36.66	-4	

Scratched: Kenshin Maru (#4), Subaqua (#5)

[] Ranking at each section and finish
 -:-:- No data available at this section
 NA No data available

SCN Saddle cloth number
 DNF Did not finish
 DNT Did not track



Sunshine Coast QLD Professional

Race 4: BRIGHTWATER HOTEL BENCHMARK 62 Handicap - 2200m

29 September 2024 - 14:30



Track Rating: Soft 5, Weather: Fine, Rail Position: +2m

Section										Last 600m		
Field Times		800m	600m	400m	200m							
		0:49.02 (0:12.82)	0:36.20 (0:12.10)	0:24.10 (0:11.70)	0:12.40 (0:12.40)							
Rank	TAB	Horse/Jockey	Barrier	Top Speed [km/h]	Fastest Section					Margin	Distance Travelled [m]	
1	3	BIG TICKET BOY James Orman	11	64.8 400m	0:11.46 400m	0:48.72 [2] (0:12.75)	0:35.97 [2] (0:12.11)	0:23.86 [2] (0:11.46)	0:12.40 [1] (0:12.40)	2:19.87	0:35.97	
2	10	SON OF SATONO Nikita Beriman	4	63.3 Overall	0:11.76 400m	0:49.06 [1] (0:12.82)	0:36.24 [1] (0:12.10)	0:24.14 [1] (0:11.76)	0:12.38 [2] (0:12.38)	0.2L	0:36.24	-2
3	6	AROUND THE BUOY Justin Huxtable	2	63.6 400m	0:11.50 400m	0:48.30 [6] (0:12.71)	0:35.59 [6] (0:12.18)	0:23.41 [5] (0:11.50)	0:11.91 [4] (0:11.91)	0.7L	0:35.59	+2
4	1	HIGHLAND HILL Jasper Franklin	3	63.1 Overall	0:11.70 400m	0:48.94 [3] (0:12.84)	0:36.10 [3] (0:12.20)	0:23.90 [3] (0:11.70)	0:12.20 [3] (0:12.20)	1.2L	0:36.10	+4
5	2	TARANAKI Ryan Maloney	7	62.9 400m	0:11.68 400m	0:49.24 [4] (0:12.86)	0:36.38 [4] (0:12.48)	0:23.90 [6] (0:11.68)	0:12.22 [6] (0:12.22)	3.7L	0:36.38	-5
6	8	DELORME Trudy Thornton	6	61.9 600m	0:11.84 400m	0:49.06 [8] (0:12.64)	0:36.42 [8] (0:11.98)	0:24.44 [4] (0:11.84)	0:12.60 [5] (0:12.60)	5.7L	0:36.42	-4
7	11	WINSTON BLUE Rob Thorburn	5	62.2 2000m	0:11.83 2000m	0:49.70 [7] (0:12.64)	0:37.06 [7] (0:12.21)	0:24.85 [8] (0:11.96)	0:12.89 [7] (0:12.89)	9.2L	0:37.06	+4
8	9	ANOTHER DAZZLER Dale Smith	1	60.3 400m	0:12.06 400m	0:50.01 [5] (0:12.73)	0:37.28 [5] (0:12.33)	0:24.95 [7] (0:12.06)	0:12.89 [8] (0:12.89)	9.6L	0:37.28	-3
9	7	MAN OF HEART Corey Sutherland	10	63.8 Overall	0:11.79 2000m	0:49.44 [9] (0:12.78)	0:36.66 [9] (0:11.95)	0:24.71 [9] (0:12.07)	0:12.64 [9] (0:12.64)	10L	0:36.66	-4

Scratched: Kenshin Maru (#4), Subaqua (#5)

[] Ranking at each section and finish
 -:-:- No data available at this section
 NA No data available

SCN Saddle cloth number
 DNF Did not finish
 DNT Did not track



Horse/Jockey Name	Big Ticket Boy
Final Rank	1
Fastest Section Time (Section)	0:11.46 (400m)
Top Speed [km/h] (Section)	64.8 (400m)
Race State	Finished



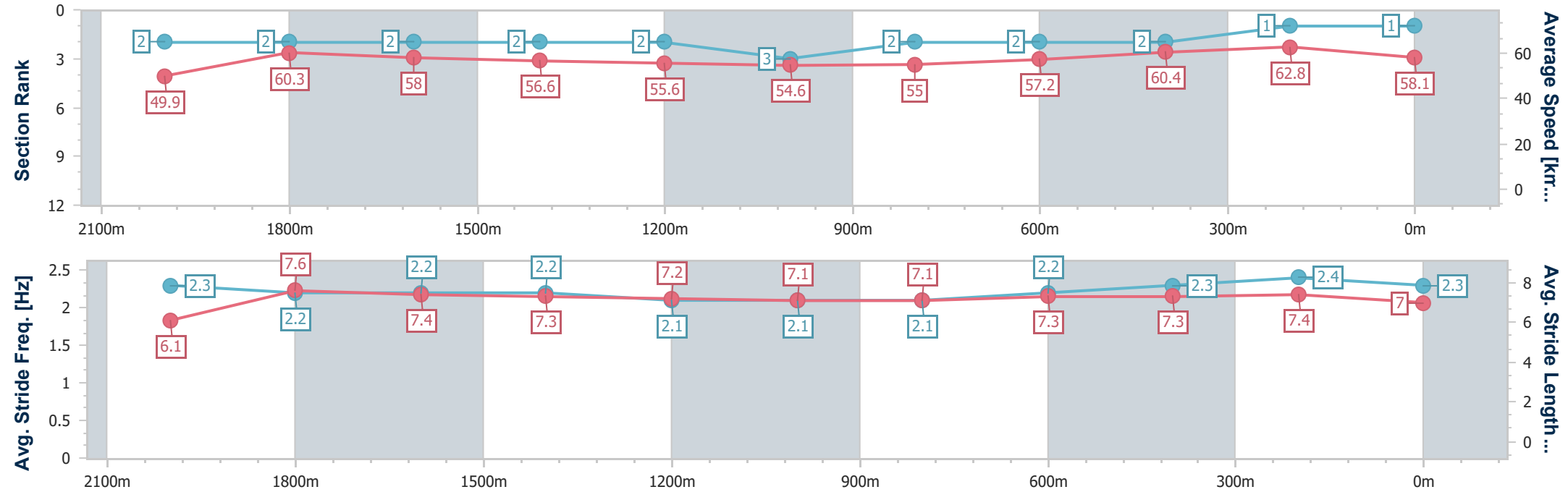
Sunshine Coast QLD Professional
Race 4: BRIGHTWATER HOTEL BENCHMARK 62 Handicap - 2200m



29 September 2024 - 14:30

Track Rating: Soft 5, Weather: Fine, Rail Position: +2m

Section	Overall	2000m	1800m	1600m	1400m	1200m	1000m	800m	600m	400m	200m
Section Times	2:19.87 [1] (0:14.40)	2:05.47 [2] (0:12.01)	1:53.46 [2] (0:12.51)	1:40.95 [2] (0:12.84)	1:28.11 [2] (0:13.04)	1:15.07 [2] (0:13.18)	1:01.89 [3] (0:13.17)	0:48.72 [2] (0:12.75)	0:35.97 [2] (0:12.11)	0:23.86 [2] (0:11.46)	0:12.40 [1] (0:12.40)
Average Speed [km/h]	49.9	60.3	58.0	56.6	55.6	54.6	55.0	57.2	60.4	62.8	58.1
Top Speed [km/h]	63.7	61.4	58.8	57.9	56.6	56.4	55.5	58.6	63.4	64.8	59.7
Avg. Dist. to Rail [m]	6.3	0.8	1.6	2.8	2.7	1.9	2.0	2.0	2.8	7.2	8.8
Avg. Stride Freq. [Hz]	2.3	2.2	2.2	2.2	2.1	2.1	2.1	2.2	2.3	2.4	2.3
Avg. Stride Length [m]	6.1	7.6	7.4	7.3	7.2	7.1	7.1	7.3	7.3	7.4	7.0



- [] Ranking at each section and finish
- .-.- No data available at this section
- NA No data available



Horse/Jockey Name	Son Of Satono
Final Rank	2
Fastest Section Time (Section)	0:11.76 (400m)
Top Speed [km/h] (Section)	63.3 (Overall)
Race State	Finished



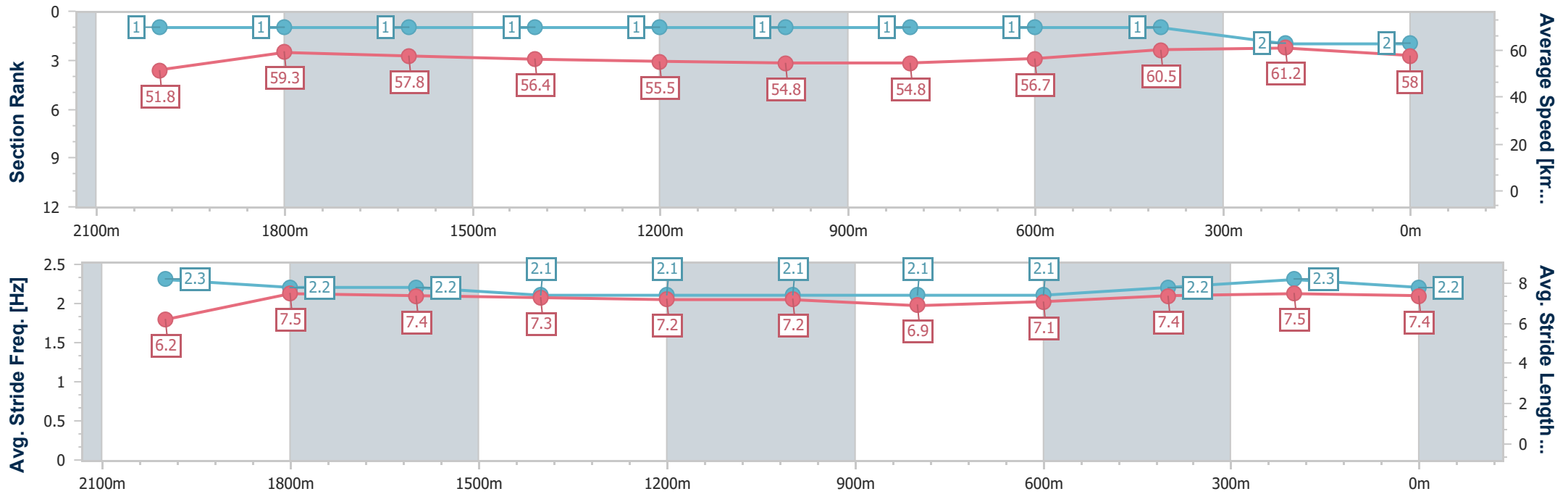
Sunshine Coast QLD Professional
Race 4: BRIGHTWATER HOTEL BENCHMARK 62 Handicap - 2200m



29 September 2024 - 14:30

Track Rating: Soft 5, Weather: Fine, Rail Position: +2m

Section	Overall	2000m	1800m	1600m	1400m	1200m	1000m	800m	600m	400m	200m
Section Times	2:19.91 [2] (0:13.94)	2:05.97 [1] (0:12.12)	1:53.85 [1] (0:12.46)	1:41.39 [1] (0:12.91)	1:28.48 [1] (0:13.02)	1:15.46 [1] (0:13.17)	1:02.29 [1] (0:13.23)	0:49.06 [1] (0:12.82)	0:36.24 [1] (0:12.10)	0:24.14 [1] (0:11.76)	0:12.38 [2] (0:12.38)
Average Speed [km/h]	51.8	59.3	57.8	56.4	55.5	54.8	54.8	56.7	60.5	61.2	58.0
Top Speed [km/h]	63.3	63.0	58.7	57.0	56.6	55.3	55.2	59.2	61.3	61.7	60.5
Avg. Dist. to Rail [m]	2.7	0.3	0.6	2.4	2.6	2.8	2.7	2.1	2.2	5.3	6.2
Avg. Stride Freq. [Hz]	2.3	2.2	2.2	2.1	2.1	2.1	2.1	2.1	2.2	2.3	2.2
Avg. Stride Length [m]	6.2	7.5	7.4	7.3	7.2	7.2	6.9	7.1	7.4	7.5	7.4



- [] Ranking at each section and finish
- .-.- No data available at this section
- NA No data available



Horse/Jockey Name	Around The Buoy
Final Rank	3
Fastest Section Time (Section)	0:11.50 (400m)
Top Speed [km/h] (Section)	63.6 (400m)
Race State	Finished



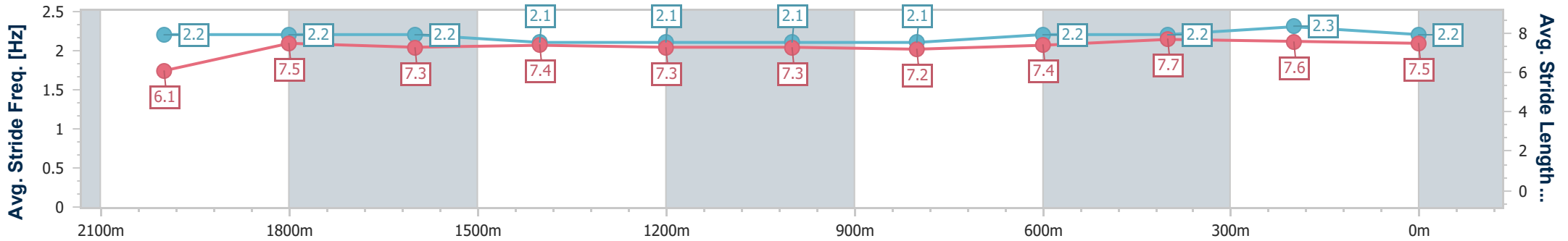
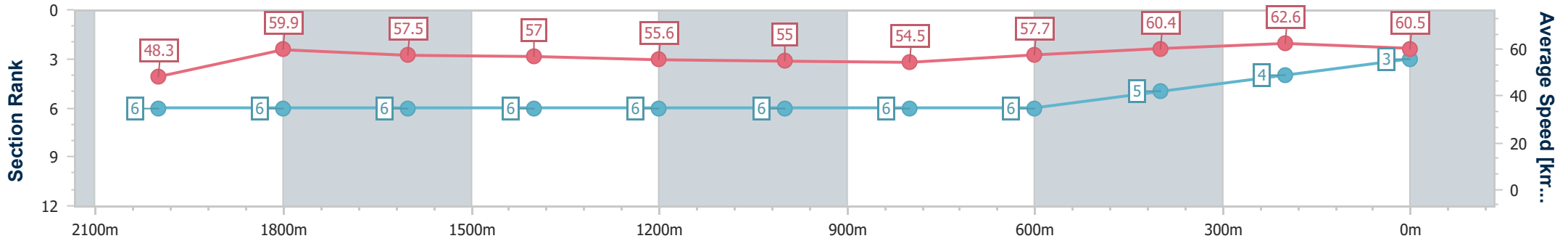
Sunshine Coast QLD Professional
Race 4: BRIGHTWATER HOTEL BENCHMARK 62 Handicap - 2200m



29 September 2024 - 14:30

Track Rating: Soft 5, Weather: Fine, Rail Position: +2m

Section	Overall	2000m	1800m	1600m	1400m	1200m	1000m	800m	600m	400m	200m		
Section Times	2:20.01 [3] (0:14.89)	2:05.12 [6] (0:11.98)	1:53.14 [6] (0:12.61)	1:40.53 [6] (0:12.79)	1:27.74 [6] (0:12.98)	1:14.76 [6] (0:13.16)	1:01.60 [6] (0:13.30)	0:48.30 [6] (0:12.71)	0:35.59 [6] (0:12.18)	0:23.41 [5] (0:11.50)	0:11.91 [4] (0:11.91)		
Average Speed [km/h]	48.3	59.9	57.5	57.0	55.6	55.0	54.5	57.7	60.4	62.6	60.5		
Top Speed [km/h]	61.2	60.6	58.4	59.1	56.3	55.7	55.0	60.8	61.8	63.6	62.8		
Avg. Dist. to Rail [m]	2.3	1.5	1.7	3.3	1.9	2.6	2.5	3.3	3.5	6.4	6.8		
Avg. Stride Freq. [Hz]	2.2	2.2	2.2	2.1	2.1	2.1	2.1	2.2	2.2	2.3	2.2		
Avg. Stride Length [m]	6.1	7.5	7.3	7.4	7.3	7.3	7.2	7.4	7.7	7.6	7.5		



- [] Ranking at each section and finish
- .-.- No data available at this section
- NA No data available



Horse/Jockey Name	Highland Hill
Final Rank	4
Fastest Section Time (Section)	0:11.70 (400m)
Top Speed [km/h] (Section)	63.1 (Overall)
Race State	Finished



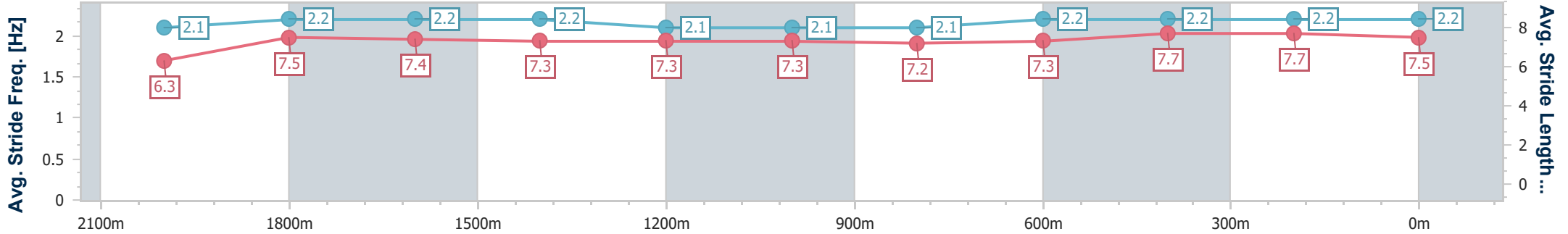
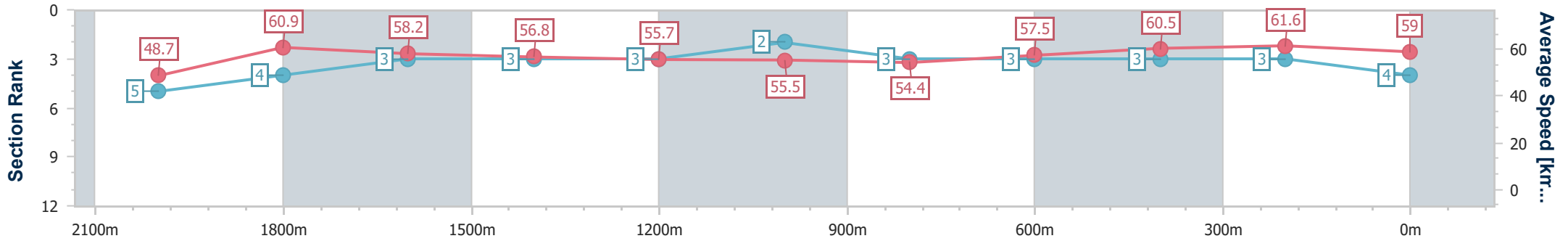
Sunshine Coast QLD Professional
Race 4: BRIGHTWATER HOTEL BENCHMARK 62 Handicap - 2200m



29 September 2024 - 14:30

Track Rating: Soft 5, Weather: Fine, Rail Position: +2m

Section	Overall	2000m	1800m	1600m	1400m	1200m	1000m	800m	600m	400m	200m
Section Times	2:20.11 [4] (0:14.79)	2:05.32 [5] (0:11.77)	1:53.55 [4] (0:12.46)	1:41.09 [3] (0:12.80)	1:28.29 [3] (0:13.03)	1:15.26 [3] (0:13.02)	1:02.24 [2] (0:13.30)	0:48.94 [3] (0:12.84)	0:36.10 [3] (0:12.20)	0:23.90 [3] (0:11.70)	0:12.20 [3] (0:12.20)
Average Speed [km/h]	48.7	60.9	58.2	56.8	55.7	55.5	54.4	57.5	60.5	61.6	59.0
Top Speed [km/h]	63.1	62.9	59.0	58.2	56.3	56.4	55.5	59.8	61.5	62.5	61.4
Avg. Dist. to Rail [m]	0.9	0.5	1.2	3.5	3.1	2.5	2.3	4.5	3.6	4.9	4.9
Avg. Stride Freq. [Hz]	2.1	2.2	2.2	2.2	2.1	2.1	2.1	2.2	2.2	2.2	2.2
Avg. Stride Length [m]	6.3	7.5	7.4	7.3	7.3	7.3	7.2	7.3	7.7	7.7	7.5



- [] Ranking at each section and finish
- .-.- No data available at this section
- NA No data available



Horse/Jockey Name	Taranaki
Final Rank	5
Fastest Section Time (Section)	0:11.68 (400m)
Top Speed [km/h] (Section)	62.9 (400m)
Race State	Finished



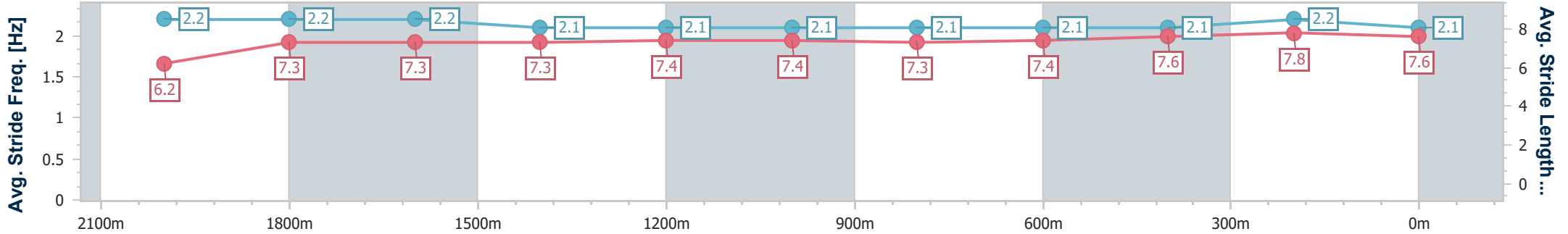
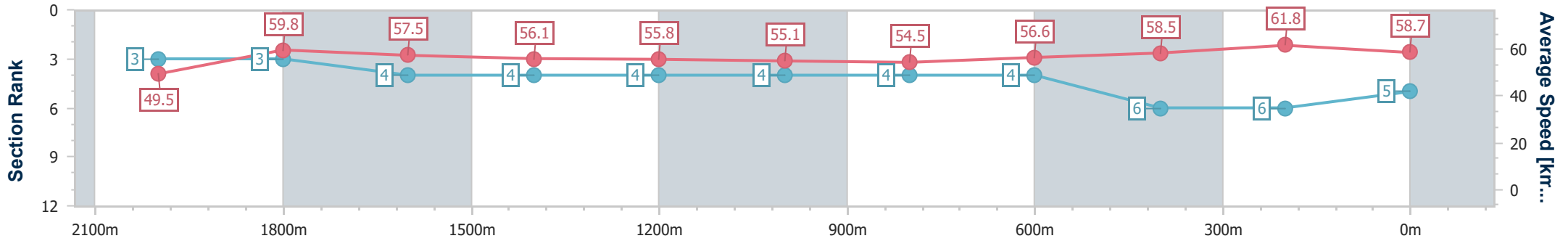
Sunshine Coast QLD Professional
Race 4: BRIGHTWATER HOTEL BENCHMARK 62 Handicap - 2200m



29 September 2024 - 14:30

Track Rating: Soft 5, Weather: Fine, Rail Position: +2m

Section	Overall	2000m	1800m	1600m	1400m	1200m	1000m	800m	600m	400m	200m
Section Times	2:20.57 [5] (0:14.54)	2:06.03 [3] (0:12.01)	1:54.02 [3] (0:12.57)	1:41.45 [4] (0:13.00)	1:28.45 [4] (0:12.90)	1:15.55 [4] (0:13.10)	1:02.45 [4] (0:13.21)	0:49.24 [4] (0:12.86)	0:36.38 [4] (0:12.48)	0:23.90 [6] (0:11.68)	0:12.22 [6]
Average Speed [km/h]	49.5	59.8	57.5	56.1	55.8	55.1	54.5	56.6	58.5	61.8	58.7
Top Speed [km/h]	61.7	61.9	58.4	57.4	56.6	56.0	55.2	59.4	61.0	62.9	60.7
Avg. Dist. to Rail [m]	3.5	1.2	1.0	3.1	1.7	0.4	0.4	1.8	2.4	3.1	4.2
Avg. Stride Freq. [Hz]	2.2	2.2	2.2	2.1	2.1	2.1	2.1	2.1	2.1	2.2	2.1
Avg. Stride Length [m]	6.2	7.3	7.3	7.3	7.4	7.4	7.3	7.4	7.6	7.8	7.6



- [] Ranking at each section and finish
- .-.- No data available at this section
- NA No data available



Horse/Jockey Name	Delorme
Final Rank	6
Fastest Section Time (Section)	0:11.84 (400m)
Top Speed [km/h] (Section)	61.9 (600m)
Race State	Finished



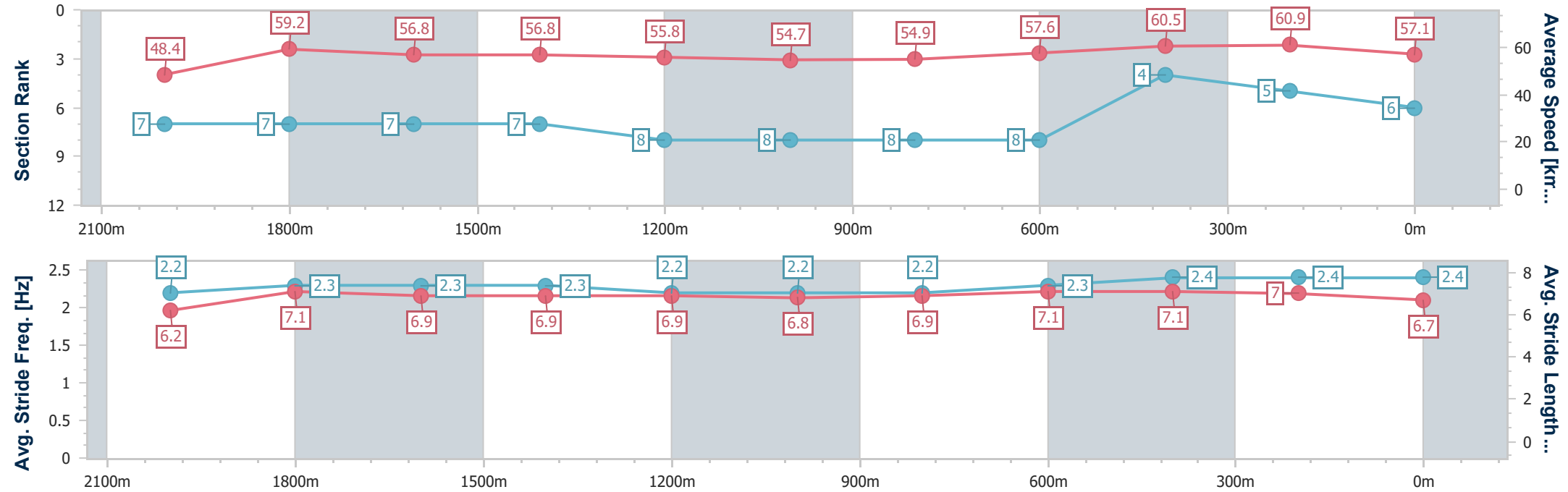
Sunshine Coast QLD Professional
Race 4: BRIGHTWATER HOTEL BENCHMARK 62 Handicap - 2200m



29 September 2024 - 14:30

Track Rating: Soft 5, Weather: Fine, Rail Position: +2m

Section	Overall	2000m	1800m	1600m	1400m	1200m	1000m	800m	600m	400m	200m
Section Times	2:20.93 [6] (0:14.91)	2:06.02 [7] (0:12.15)	1:53.87 [7] (0:12.73)	1:41.14 [7] (0:12.73)	1:28.41 [7] (0:13.00)	1:15.41 [8] (0:13.16)	1:02.25 [8] (0:13.19)	0:49.06 [8] (0:12.64)	0:36.42 [8] (0:11.98)	0:24.44 [4] (0:11.84)	0:12.60 [5] (0:12.60)
Average Speed [km/h]	48.4	59.2	56.8	56.8	55.8	54.7	54.9	57.6	60.5	60.9	57.1
Top Speed [km/h]	61.5	60.6	58.2	57.7	56.5	55.4	55.2	60.1	61.9	61.9	59.8
Avg. Dist. to Rail [m]	2.5	0.2	0.4	1.5	2.5	2.7	2.4	1.7	1.1	4.0	5.7
Avg. Stride Freq. [Hz]	2.2	2.3	2.3	2.3	2.2	2.2	2.2	2.3	2.4	2.4	2.4
Avg. Stride Length [m]	6.2	7.1	6.9	6.9	6.9	6.8	6.9	7.1	7.1	7.0	6.7



- [] Ranking at each section and finish
- .-.- No data available at this section
- NA No data available



Horse/Jockey Name	Winston Blue
Final Rank	7
Fastest Section Time (Section)	0:11.83 (2000m)
Top Speed [km/h] (Section)	62.2 (2000m)
Race State	Finished



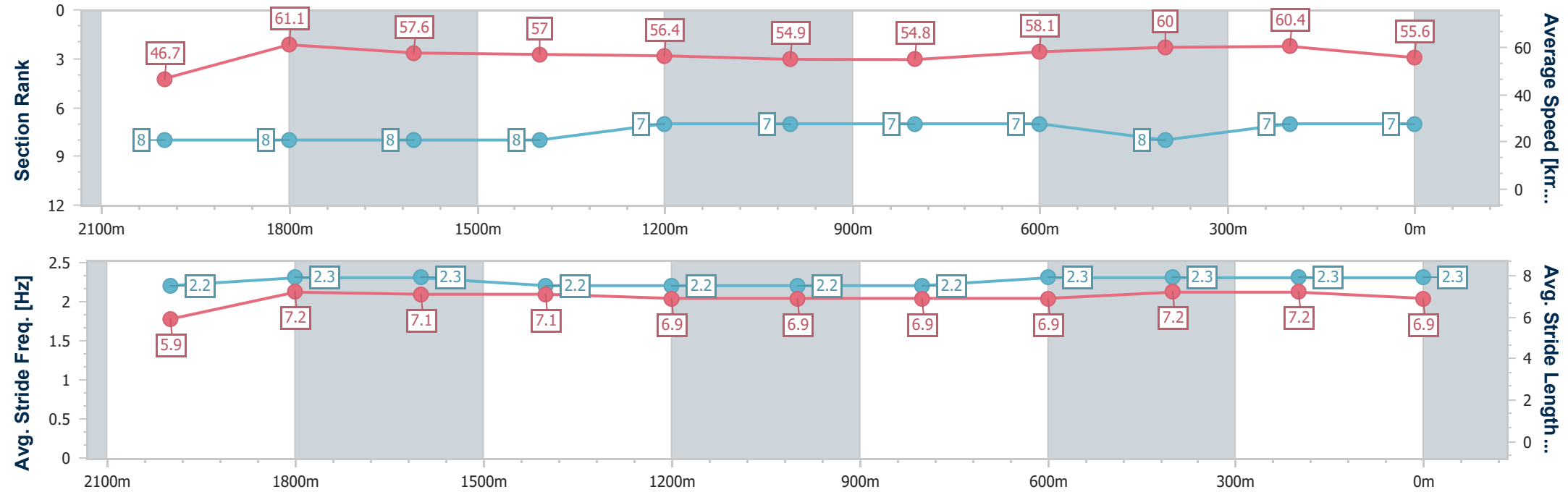
Sunshine Coast QLD Professional
Race 4: BRIGHTWATER HOTEL BENCHMARK 62 Handicap - 2200m



29 September 2024 - 14:30

Track Rating: Soft 5, Weather: Fine, Rail Position: +2m

Section	Overall	2000m	1800m	1600m	1400m	1200m	1000m	800m	600m	400m	200m
Section Times	2:21.55 [7] (0:15.41)	2:06.14 [8] (0:11.83)	1:54.31 [8] (0:12.60)	1:41.71 [8] (0:12.72)	1:28.99 [8] (0:12.86)	1:16.13 [7] (0:13.21)	1:02.92 [7] (0:13.22)	0:49.70 [7] (0:12.64)	0:37.06 [7] (0:12.21)	0:24.85 [8] (0:11.96)	0:12.89 [7] (0:12.89)
Average Speed [km/h]	46.7	61.1	57.6	57.0	56.4	54.9	54.8	58.1	60.0	60.4	55.6
Top Speed [km/h]	62.2	62.2	59.3	59.2	58.7	56.5	56.7	60.2	61.4	60.8	60.5
Avg. Dist. to Rail [m]	2.0	1.0	1.1	2.3	3.6	3.6	3.6	2.8	3.3	7.0	8.7
Avg. Stride Freq. [Hz]	2.2	2.3	2.3	2.2	2.2	2.2	2.2	2.3	2.3	2.3	2.3
Avg. Stride Length [m]	5.9	7.2	7.1	7.1	6.9	6.9	6.9	6.9	7.2	7.2	6.9



- [] Ranking at each section and finish
- .-.- No data available at this section
- NA No data available



Horse/Jockey Name	Another Dazzler
Final Rank	8
Fastest Section Time (Section)	0:12.06 (400m)
Top Speed [km/h] (Section)	60.3 (400m)
Race State	Finished



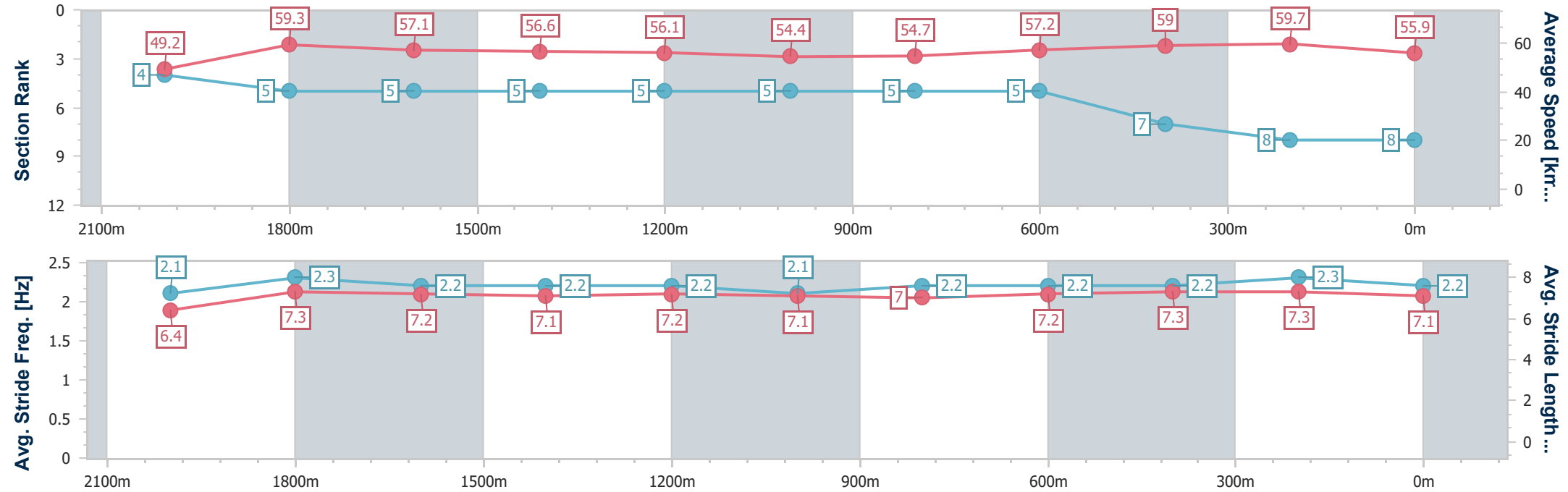
Sunshine Coast QLD Professional
Race 4: BRIGHTWATER HOTEL BENCHMARK 62 Handicap - 2200m



29 September 2024 - 14:30

Track Rating: Soft 5, Weather: Fine, Rail Position: +2m

Section	Overall	2000m	1800m	1600m	1400m	1200m	1000m	800m	600m	400m	200m
Section Times	2:21.64 [8] (0:14.63)	2:07.01 [4] (0:12.13)	1:54.88 [5] (0:12.64)	1:42.24 [5] (0:12.80)	1:29.44 [5] (0:12.93)	1:16.51 [5] (0:13.23)	1:03.28 [5] (0:13.27)	0:50.01 [5] (0:12.73)	0:37.28 [5] (0:12.33)	0:24.95 [7] (0:12.06)	0:12.89 [8] (0:12.89)
Average Speed [km/h]	49.2	59.3	57.1	56.6	56.1	54.4	54.7	57.2	59.0	59.7	55.9
Top Speed [km/h]	59.9	60.0	58.3	58.2	57.2	55.3	55.1	58.9	59.6	60.3	58.7
Avg. Dist. to Rail [m]	0.8	0.7	0.6	2.2	2.5	2.7	2.4	1.9	2.2	5.5	6.1
Avg. Stride Freq. [Hz]	2.1	2.3	2.2	2.2	2.2	2.1	2.2	2.2	2.2	2.3	2.2
Avg. Stride Length [m]	6.4	7.3	7.2	7.1	7.2	7.1	7.0	7.2	7.3	7.3	7.1



- [] Ranking at each section and finish
- .-.- No data available at this section
- NA No data available



Horse/Jockey Name	Man Of Heart
Final Rank	9
Fastest Section Time (Section)	0:11.79 (2000m)
Top Speed [km/h] (Section)	63.8 (Overall)
Race State	Finished



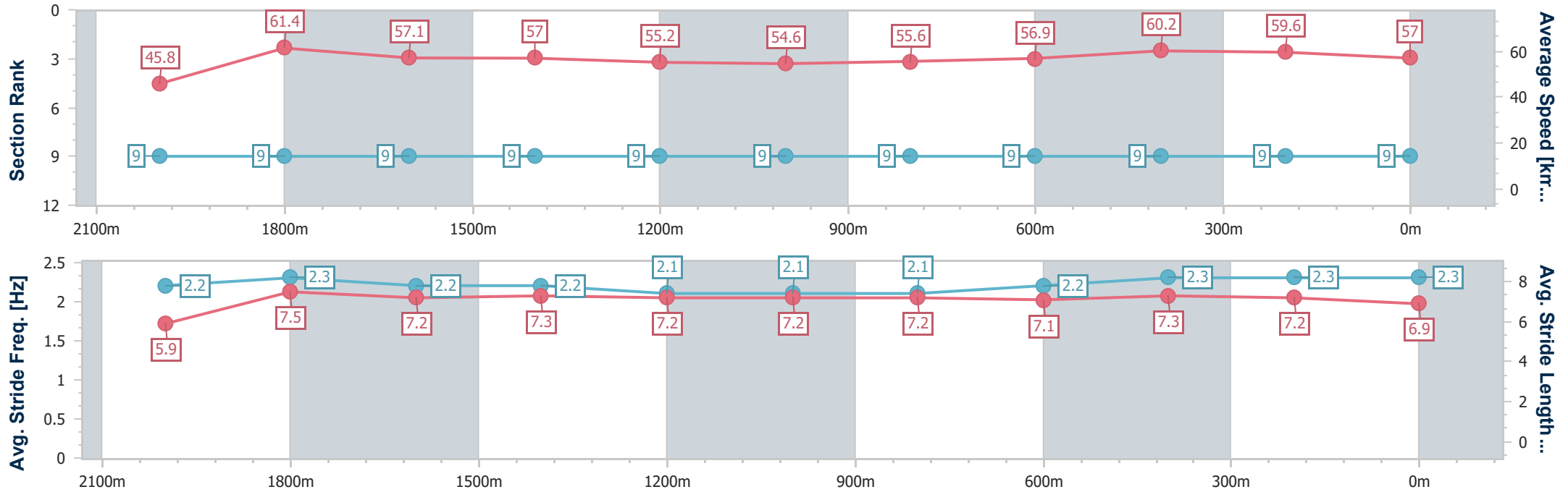
Sunshine Coast QLD Professional
Race 4: BRIGHTWATER HOTEL BENCHMARK 62 Handicap - 2200m



29 September 2024 - 14:30

Track Rating: Soft 5, Weather: Fine, Rail Position: +2m

Section	Overall	2000m	1800m	1600m	1400m	1200m	1000m	800m	600m	400m	200m
Section Times	2:21.72 [9] (0:15.70)	2:06.02 [9] (0:11.79)	1:54.23 [9] (0:12.75)	1:41.48 [9] (0:12.78)	1:28.70 [9] (0:13.07)	1:15.63 [9] (0:13.19)	1:02.44 [9] (0:13.00)	0:49.44 [9] (0:12.78)	0:36.66 [9] (0:11.95)	0:24.71 [9] (0:12.07)	0:12.64 [9] (0:12.64)
Average Speed [km/h]	45.8	61.4	57.1	57.0	55.2	54.6	55.6	56.9	60.2	59.6	57.0
Top Speed [km/h]	63.8	63.8	58.9	58.1	56.1	57.1	58.8	59.2	60.8	61.1	59.0
Avg. Dist. to Rail [m]	4.4	1.3	1.8	2.9	1.6	1.3	2.0	1.4	0.5	4.9	6.3
Avg. Stride Freq. [Hz]	2.2	2.3	2.2	2.2	2.1	2.1	2.1	2.2	2.3	2.3	2.3
Avg. Stride Length [m]	5.9	7.5	7.2	7.3	7.2	7.2	7.2	7.1	7.3	7.2	6.9



- [] Ranking at each section and finish
- .-.- No data available at this section
- NA No data available