



Sunshine Coast QLD Professional

Race 7: MAEVA HOSPITALITY Class 1 Handicap - 1600m

29 September 2024 - 16:15



Track Rating: Soft 5, Weather: Fine, Rail Position: +2m

Section		Overall	1400m	1200m	1000m	800m	600m	400m	Last 600m				
Field Times		1:36.64 (0:13.26)	1:23.38 (0:11.07)	1:12.31 (0:11.32)	1:00.99 (0:12.11)	0:48.88 (0:12.57)	0:36.31 (0:12.60)	0:23.71 (0:11.81)	0:36.31				
Rank	TAB Horse/Jockey	Barrier	Top Speed [km/h]	Fastest Section									Distance Travelled [m]
1	4 MERCHANT FLYER James Orman	13	66.0 1400m	0:11.30 1400m	1:36.64 [1] (0:13.80)	1:22.84 [9] (0:11.30)	1:11.54 [9] (0:11.50)	1:00.04 [8] (0:11.97)	0:48.07 [8] (0:12.40)	0:35.67 [8] (0:12.23)	0:23.44 [5] (0:11.54)	0:35.67	
2	2 WARRANT Jasper Franklin	2	67.0 Overall	0:11.24 1400m	1:37.28 [2] (0:13.47)	1:23.81 [4] (0:11.24)	1:12.57 [7] (0:11.55)	1:01.02 [7] (0:12.00)	0:49.02 [5] (0:12.56)	0:36.46 [7] (0:12.59)	0:23.87 [9] (0:11.72)	0:36.46	-7
3	13 HEREDITARY Angela Jones	15	68.0 Overall	0:11.38 1400m	1:37.31 [3] (0:13.87)	1:23.44 [10] (0:11.38)	1:12.06 [10] (0:11.55)	1:00.51 [10] (0:12.08)	0:48.43 [10] (0:12.33)	0:36.10 [9] (0:12.15)	0:23.95 [7] (0:11.68)	0:36.10	-2
4	8 PARIS AFFAIR Sean Cormack	3	67.5 Overall	0:11.07 1400m	1:37.40 [4] (0:13.62)	1:23.78 [8] (0:11.07)	1:12.71 [6] (0:11.53)	1:01.18 [6] (0:12.09)	0:49.09 [6] (0:12.49)	0:36.60 [6] (0:12.18)	0:24.42 [3] (0:11.97)	0:36.60	-2
5	10 COOK ISLAND GIRL Rob Thorburn	16	68.7 Overall	0:11.22 1400m	1:37.73 [5] (0:14.19)	1:23.54 [12] (0:11.22)	1:12.32 [11] (0:11.47)	1:00.85 [11] (0:12.06)	0:48.79 [11] (0:12.40)	0:36.39 [11] (0:12.14)	0:24.25 [10] (0:11.68)	0:36.39	+4
6	16 CASH ARTIST Shania Willis	5	66.3 1400m	0:11.16 1400m	1:38.44 [6] (0:13.43)	1:25.01 [2] (0:11.16)	1:13.85 [5] (0:11.54)	1:02.31 [5] (0:12.18)	0:50.13 [7] (0:12.45)	0:37.68 [5] (0:12.34)	0:25.34 [4] (0:12.18)	0:37.68	+0
7	11 YOU AND I David Smith	10	67.3 Overall	0:11.14 1400m	1:38.45 [7] (0:13.26)	1:25.19 [1] (0:11.14)	1:14.05 [3] (0:11.57)	1:02.48 [3] (0:12.17)	0:50.31 [3] (0:12.54)	0:37.77 [4] (0:12.27)	0:25.50 [2] (0:12.31)	0:37.77	-3
8	17 RUDIMENTARY Micheal Hellyer	14	65.7 Overall	0:11.49 1400m	1:38.65 [8] (0:14.09)	1:24.56 [11] (0:11.49)	1:13.07 [12] (0:11.52)	1:01.55 [12] (0:12.02)	0:49.53 [12] (0:12.40)	0:37.13 [12] (0:12.13)	0:25.00 [11] (0:11.91)	0:37.13	-2
9	15 NEWMARKET MISS Brooke Ainsworth	6	68.7 Overall	0:10.97 1400m	1:38.98 [9] (0:13.52)	1:25.46 [5] (0:10.97)	1:14.49 [4] (0:11.56)	1:02.93 [4] (0:12.12)	0:50.81 [4] (0:12.46)	0:38.35 [3] (0:12.58)	0:25.77 [6] (0:12.36)	0:38.35	-7
10	12 DUMA Jai Williams	4	65.3 Overall	0:11.37 1400m	1:39.84 [10] (0:13.60)	1:26.24 [7] (0:11.37)	1:14.87 [8] (0:11.66)	1:03.21 [9] (0:12.07)	0:51.14 [9] (0:12.54)	0:38.60 [10] (0:12.48)	0:26.12 [12] (0:12.26)	0:38.60	-11

Scratched: Aichi Icon (#1), Il Toro D'oro (#9), Rock Ya (#5), Naahro (#6), Freeman (#7)

[] Ranking at each section and finish
 -:-:- No data available at this section
 NA No data available

SCN Saddle cloth number
 DNF Did not finish
 DNT Did not track



Sunshine Coast QLD Professional
Race 7: MAEVA HOSPITALITY Class 1 Handicap - 1600m
29 September 2024 - 16:15



Track Rating: Soft 5, Weather: Fine, Rail Position: +2m

Section		Overall	1400m	1200m	1000m	800m	600m	400m	Last 600m
Field Times		1:36.64 (0:13.26)	1:23.38 (0:11.07)	1:12.31 (0:11.32)	1:00.99 (0:12.11)	0:48.88 (0:12.57)	0:36.31 (0:12.60)	0:23.71 (0:11.81)	0:36.31

Rank	TAB	Horse/Jockey	Barrier	Top Speed [km/h]	Fastest Section	Overall	1400m	1200m	1000m	800m	600m	400m	Last 600m	Distance Travelled [m]
11	3	BLUMSTIEN Tiffani Brooker	8	68.9	0:10.73	1:40.16 [11] (0:13.60)	1:26.56 [6] (0:10.73)	1:15.83 [2] (0:11.40)	1:04.43 [2] (0:12.09)	0:52.34 [2] (0:12.66)	0:39.68 [2] (0:12.91)	0:26.77 [8] (0:12.84)	0:39.68	-1
12	14	IS SWEET Nikita Beriman	12	67.5	0:10.88	1:40.24 [12] (0:13.45)	1:26.79 [3] (0:10.88)	1:15.91 [1] (0:11.32)	1:04.59 [1] (0:12.11)	0:52.48 [1] (0:12.57)	0:39.91 [1] (0:12.60)	0:27.31 [1] (0:12.85)	0:39.91	-6

Scratched: Aichi Icon (#1), Il Toro D'oro (#9), Rock Ya (#5), Naahro (#6), Freeman (#7)

[] Ranking at each section and finish
 -:-:- No data available at this section
 NA No data available

SCN Saddle cloth number
 DNF Did not finish
 DNT Did not track



Sunshine Coast QLD Professional
Race 7: MAEVA HOSPITALITY Class 1 Handicap - 1600m
29 September 2024 - 16:15



Track Rating: Soft 5, Weather: Fine, Rail Position: +2m

Section							200m			Last 600m
Field Times							0:11.90			0:36.31
							(0:11.90)			
Rank	TAB	Horse/Jockey	Barrier	Top Speed [km/h]	Fastest Section	Margin			Distance Travelled [m]	
1	4	MERCHANT FLYER	13	66.0	0:11.30	0:11.90 [1]	1:36.64		0:35.67	
		James Orman		1400m	1400m	(0:11.90)				
2	2	WARRANT	2	67.0	0:11.24	0:12.15 [4]	3.8L		0:36.46 -7	
		Jasper Franklin		Overall	1400m	(0:12.15)				
3	13	HEREDITARY	15	68.0	0:11.38	0:12.27 [3]	3.9L		0:36.10 -2	
		Angela Jones		Overall	1400m	(0:12.27)				
4	8	PARIS AFFAIR	3	67.5	0:11.07	0:12.45 [2]	4.3L		0:36.60 -2	
		Sean Cormack		Overall	1400m	(0:12.45)				
5	10	COOK ISLAND GIRL	16	68.7	0:11.22	0:12.57 [5]	6.1L		0:36.39 +4	
		Rob Thorburn		Overall	1400m	(0:12.57)				
6	16	CASH ARTIST	5	66.3	0:11.16	0:13.16 [7]	10.1L		0:37.68 +0	
		Shania Willis		1400m	1400m	(0:13.16)				
7	11	YOU AND I	10	67.3	0:11.14	0:13.19 [6]	10.2L		0:37.77 -3	
		David Smith		Overall	1400m	(0:13.19)				
8	17	RUDIMENTARY	14	65.7	0:11.49	0:13.09 [8]	11.2L		0:37.13 -2	
		Micheal Hellyer		Overall	1400m	(0:13.09)				
9	15	NEWMARKET MISS	6	68.7	0:10.97	0:13.41 [9]	13L		0:38.35 -7	
		Brooke Ainsworth		Overall	1400m	(0:13.41)				
10	12	DUMA	4	65.3	0:11.37	0:13.86 [11]	18L		0:38.60 -11	
		Jai Williams		Overall	1400m	(0:13.86)				

Scratched: Aichi Icon (#1), Il Toro D'oro (#9), Rock Ya (#5), Naahro (#6), Freeman (#7)

[] Ranking at each section and finish
 -:-:- No data available at this section
 NA No data available

SCN Saddle cloth number
 DNF Did not finish
 DNT Did not track



Sunshine Coast QLD Professional
Race 7: MAEVA HOSPITALITY Class 1 Handicap - 1600m
29 September 2024 - 16:15



Track Rating: Soft 5, Weather: Fine, Rail Position: +2m

Section				200m				Last 600m		
Field Times				0:11.90 (0:11.90)				0:36.31		
Rank	TAB	Horse/Jockey	Barrier	Top Speed [km/h]	Fastest Section	Margin			Distance Travelled [m]	
11	3	BLUMSTIEN	8	68.9	0:10.73	0:13.93 [12]	19.8L		0:39.68	-1
		Tiffani Brooker		Overall	1400m	(0:13.93)				
12	14	IS SWEET	12	67.5	0:10.88	0:14.46 [10]	20.1L		0:39.91	-6
		Nikita Beriman		1400m	1400m	(0:14.46)				

Scratched: Aichi Icon (#1), Il Toro D'oro (#9), Rock Ya (#5), Naahro (#6), Freeman (#7)

[] Ranking at each section and finish
 -:-:-:- No data available at this section
 NA No data available

SCN Saddle cloth number
 DNF Did not finish
 DNT Did not track



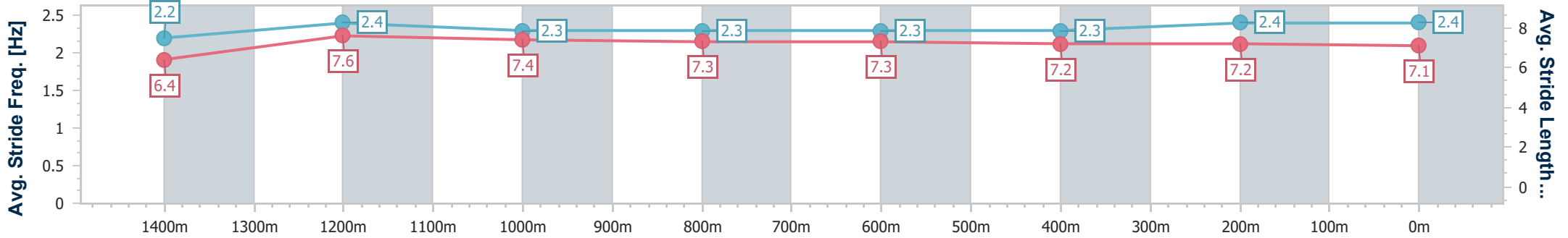
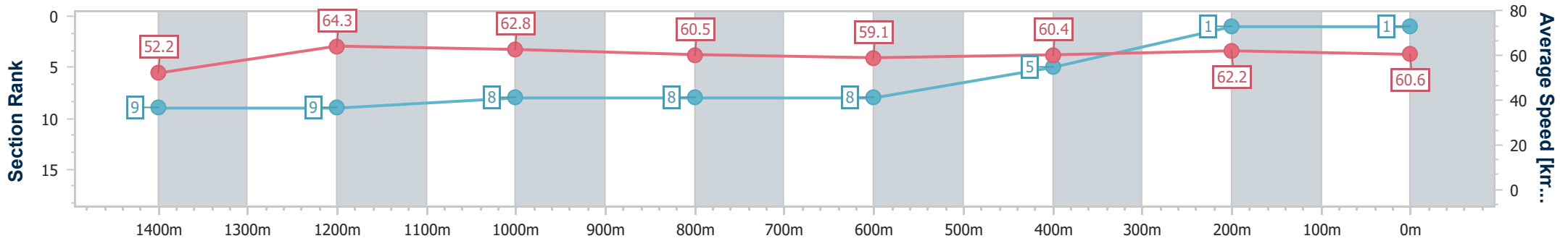
Horse/Jockey Name	Merchant Flyer
Final Rank	1
Fastest Section Time (Section)	0:11.30 (1400m)
Top Speed [km/h] (Section)	66.0 (1400m)
Race State	Finished



Sunshine Coast QLD Professional
 Race 7: MAEVA HOSPITALITY Class 1 Handicap - 1600m
 29 September 2024 - 16:15
 Track Rating: Soft 5, Weather: Fine, Rail Position: +2m



Section	Overall	1400m	1200m	1000m	800m	600m	400m	200m
Section Times	1:36.64 [1] (0:13.80)	1:22.84 [9] (0:11.30)	1:11.54 [9] (0:11.50)	1:00.04 [8] (0:11.97)	0:48.07 [8] (0:12.40)	0:35.67 [8] (0:12.23)	0:23.44 [5] (0:11.54)	0:11.90 [1] (0:11.90)
Average Speed [km/h]	52.2	64.3	62.8	60.5	59.1	60.4	62.2	60.6
Top Speed [km/h]	66.0	66.0	63.9	61.9	60.2	62.1	62.9	63.0
Avg. Dist. to Rail [m]	10.5	4.1	3.5	3.0	3.2	4.1	8.2	8.7
Avg. Stride Freq. [Hz]	2.2	2.4	2.3	2.3	2.3	2.3	2.4	2.4
Avg. Stride Length [m]	6.4	7.6	7.4	7.3	7.3	7.2	7.2	7.1



- [] Ranking at each section and finish
- .-.- No data available at this section
- NA No data available



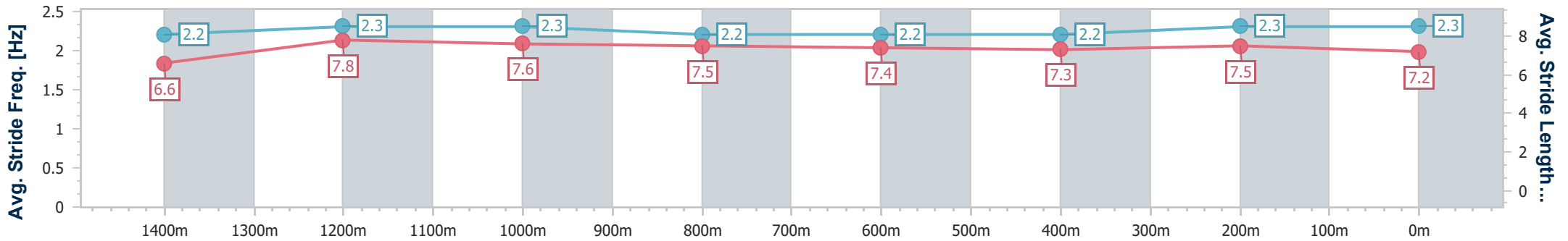
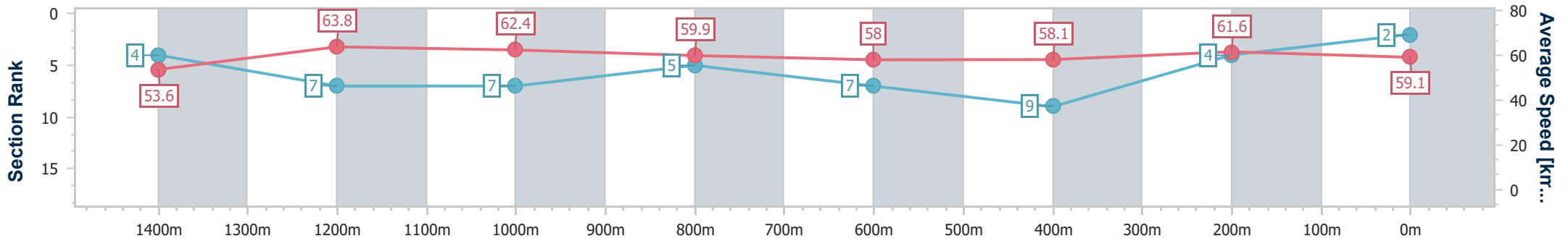
Horse/Jockey Name	Warrant
Final Rank	2
Fastest Section Time (Section)	0:11.24 (1400m)
Top Speed [km/h] (Section)	67.0 (Overall)
Race State	Finished



Sunshine Coast QLD Professional
 Race 7: MAEVA HOSPITALITY Class 1 Handicap - 1600m
 29 September 2024 - 16:15
 Track Rating: Soft 5, Weather: Fine, Rail Position: +2m



Section	Overall	1400m	1200m	1000m	800m	600m	400m	200m
Section Times	1:37.28 [2] (0:13.47)	1:23.81 [4] (0:11.24)	1:12.57 [7] (0:11.55)	1:01.02 [7] (0:12.00)	0:49.02 [5] (0:12.56)	0:36.46 [7] (0:12.59)	0:23.87 [9] (0:11.72)	0:12.15 [4] (0:12.15)
Average Speed [km/h]	53.6	63.8	62.4	59.9	58.0	58.1	61.6	59.1
Top Speed [km/h]	67.0	65.7	63.5	62.1	58.9	60.4	62.4	61.1
Avg. Dist. to Rail [m]	1.2	0.7	0.5	1.0	1.9	3.3	4.6	3.5
Avg. Stride Freq. [Hz]	2.2	2.3	2.3	2.2	2.2	2.2	2.3	2.3
Avg. Stride Length [m]	6.6	7.8	7.6	7.5	7.4	7.3	7.5	7.2



- [] Ranking at each section and finish
- .-.-.- No data available at this section
- NA No data available



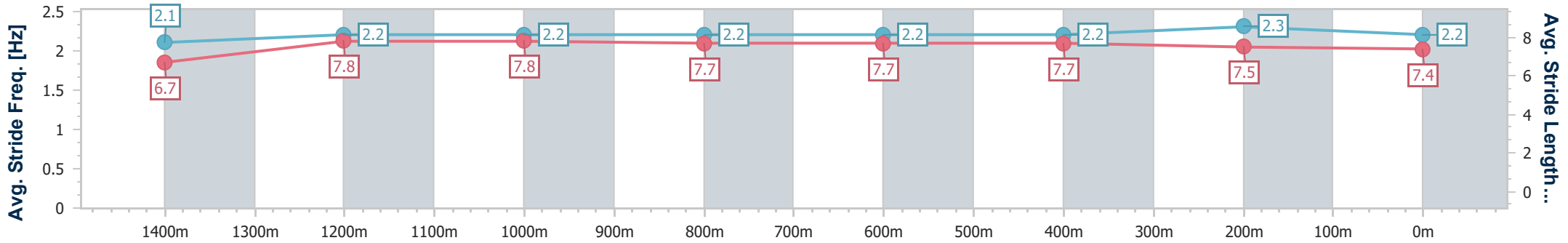
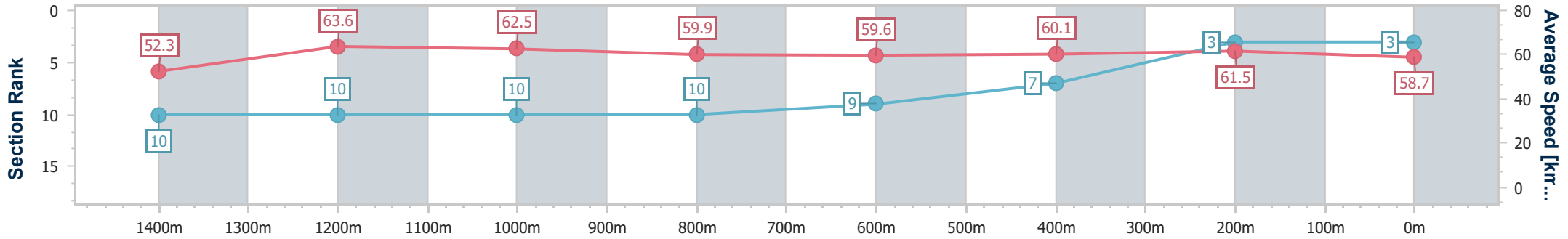
Horse/Jockey Name	Hereditary
Final Rank	3
Fastest Section Time (Section)	0:11.38 (1400m)
Top Speed [km/h] (Section)	68.0 (Overall)
Race State	Finished



Sunshine Coast QLD Professional
 Race 7: MAEVA HOSPITALITY Class 1 Handicap - 1600m
 29 September 2024 - 16:15
 Track Rating: Soft 5, Weather: Fine, Rail Position: +2m



Section	Overall	1400m	1200m	1000m	800m	600m	400m	200m
Section Times	1:37.31 [3] (0:13.87)	1:23.44 [10] (0:11.38)	1:12.06 [10] (0:11.55)	1:00.51 [10] (0:12.08)	0:48.43 [10] (0:12.33)	0:36.10 [9] (0:12.15)	0:23.95 [7] (0:11.68)	0:12.27 [3] (0:12.27)
Average Speed [km/h]	52.3	63.6	62.5	59.9	59.6	60.1	61.5	58.7
Top Speed [km/h]	68.0	67.7	63.8	61.8	60.2	60.9	62.7	60.8
Avg. Dist. to Rail [m]	9.8	2.7	2.6	2.6	2.7	2.4	4.3	4.2
Avg. Stride Freq. [Hz]	2.1	2.2	2.2	2.2	2.2	2.2	2.3	2.2
Avg. Stride Length [m]	6.7	7.8	7.8	7.7	7.7	7.7	7.5	7.4



- [] Ranking at each section and finish
- .-.-.- No data available at this section
- NA No data available



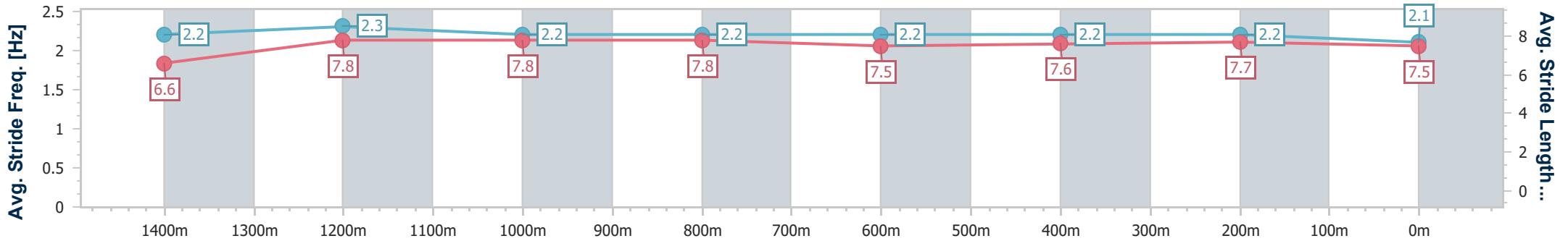
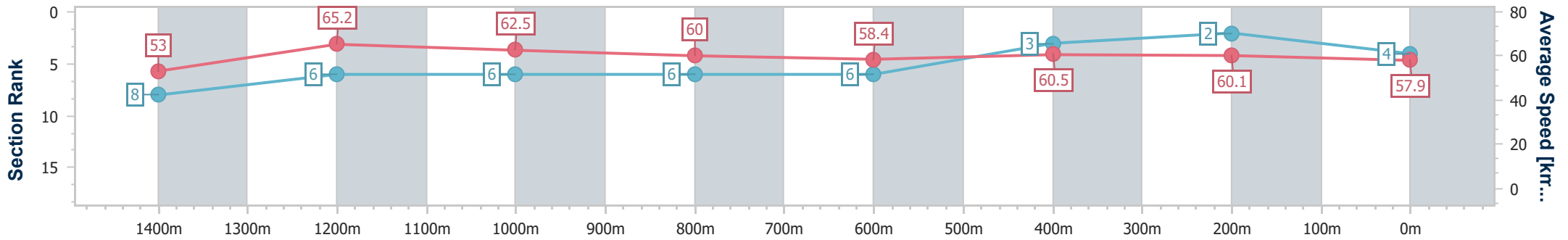
Horse/Jockey Name	Paris Affair
Final Rank	4
Fastest Section Time (Section)	0:11.07 (1400m)
Top Speed [km/h] (Section)	67.5 (Overall)
Race State	Finished



Sunshine Coast QLD Professional
 Race 7: MAEVA HOSPITALITY Class 1 Handicap - 1600m
 29 September 2024 - 16:15
 Track Rating: Soft 5, Weather: Fine, Rail Position: +2m



Section	Overall	1400m	1200m	1000m	800m	600m	400m	200m
Section Times	1:37.40 [4] (0:13.62)	1:23.78 [8] (0:11.07)	1:12.71 [6] (0:11.53)	1:01.18 [6] (0:12.09)	0:49.09 [6] (0:12.49)	0:36.60 [6] (0:12.18)	0:24.42 [3] (0:11.97)	0:12.45 [2] (0:12.45)
Average Speed [km/h]	53.0	65.2	62.5	60.0	58.4	60.5	60.1	57.9
Top Speed [km/h]	67.5	66.9	64.5	62.2	59.6	62.1	60.8	59.9
Avg. Dist. to Rail [m]	2.9	1.5	1.5	1.7	2.8	3.6	6.4	6.0
Avg. Stride Freq. [Hz]	2.2	2.3	2.2	2.2	2.2	2.2	2.2	2.1
Avg. Stride Length [m]	6.6	7.8	7.8	7.8	7.5	7.6	7.7	7.5



- [] Ranking at each section and finish
- .-.-.- No data available at this section
- NA No data available



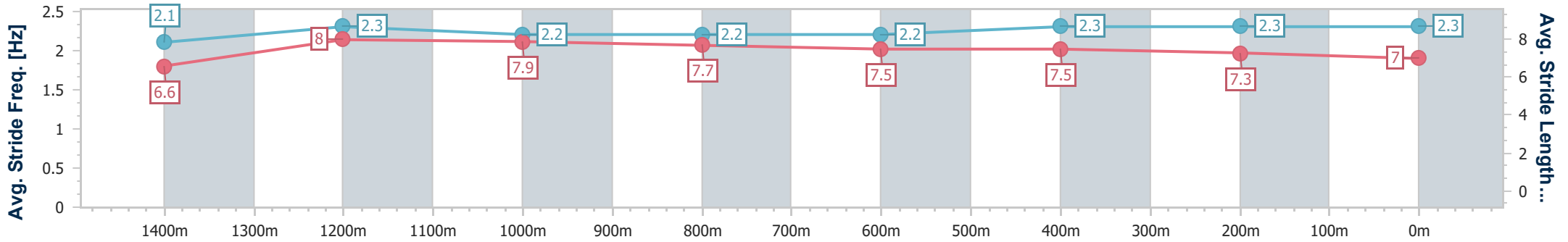
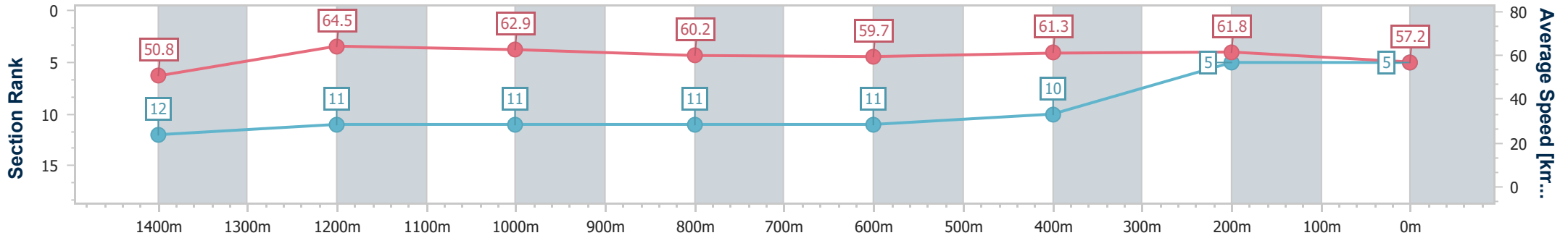
Horse/Jockey Name	Cook Island Girl
Final Rank	5
Fastest Section Time (Section)	0:11.22 (1400m)
Top Speed [km/h] (Section)	68.7 (Overall)
Race State	Finished



Sunshine Coast QLD Professional
 Race 7: MAEVA HOSPITALITY Class 1 Handicap - 1600m
 29 September 2024 - 16:15
 Track Rating: Soft 5, Weather: Fine, Rail Position: +2m



Section	Overall	1400m	1200m	1000m	800m	600m	400m	200m
Section Times	1:37.73 [5] (0:14.19)	1:23.54 [12] (0:11.22)	1:12.32 [11] (0:11.47)	1:00.85 [11] (0:12.06)	0:48.79 [11] (0:12.40)	0:36.39 [11] (0:12.14)	0:24.25 [10] (0:11.68)	0:12.57 [5] (0:12.57)
Average Speed [km/h]	50.8	64.5	62.9	60.2	59.7	61.3	61.8	57.2
Top Speed [km/h]	68.7	68.6	64.0	61.9	61.1	62.5	62.7	60.2
Avg. Dist. to Rail [m]	12.6	2.7	3.1	3.5	4.7	6.0	10.2	9.2
Avg. Stride Freq. [Hz]	2.1	2.3	2.2	2.2	2.2	2.3	2.3	2.3
Avg. Stride Length [m]	6.6	8.0	7.9	7.7	7.5	7.5	7.3	7.0



- [] Ranking at each section and finish
- .-.- No data available at this section
- NA No data available



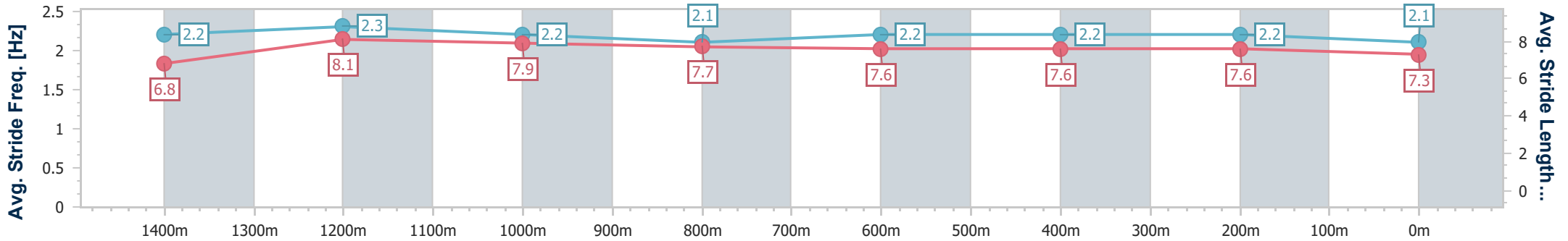
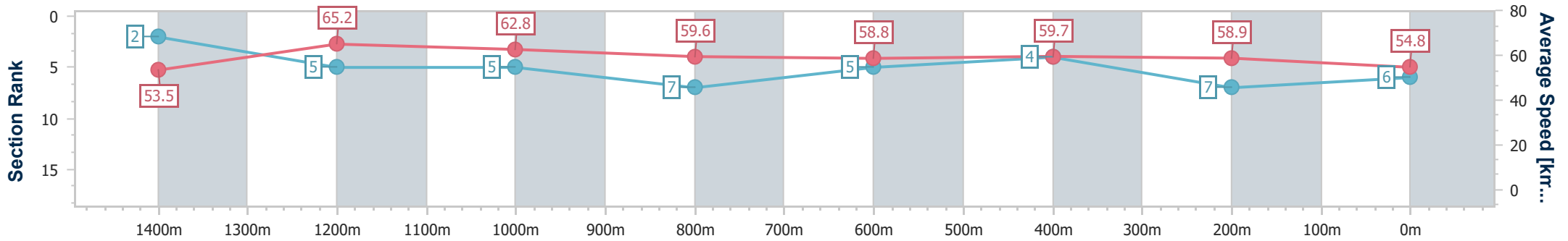
Horse/Jockey Name	Cash Artist
Final Rank	6
Fastest Section Time (Section)	0:11.16 (1400m)
Top Speed [km/h] (Section)	66.3 (1400m)
Race State	Finished



Sunshine Coast QLD Professional
 Race 7: MAEVA HOSPITALITY Class 1 Handicap - 1600m
 29 September 2024 - 16:15
 Track Rating: Soft 5, Weather: Fine, Rail Position: +2m



Section	Overall	1400m	1200m	1000m	800m	600m	400m	200m
Section Times	1:38.44 [6] (0:13.43)	1:25.01 [2] (0:11.16)	1:13.85 [5] (0:11.54)	1:02.31 [5] (0:12.18)	0:50.13 [7] (0:12.45)	0:37.68 [5] (0:12.34)	0:25.34 [4] (0:12.18)	0:13.16 [7] (0:13.16)
Average Speed [km/h]	53.5	65.2	62.8	59.6	58.8	59.7	58.9	54.8
Top Speed [km/h]	66.1	66.3	64.6	61.7	59.7	60.0	59.7	57.9
Avg. Dist. to Rail [m]	6.7	4.6	4.3	3.9	2.8	3.5	7.1	8.4
Avg. Stride Freq. [Hz]	2.2	2.3	2.2	2.1	2.2	2.2	2.2	2.1
Avg. Stride Length [m]	6.8	8.1	7.9	7.7	7.6	7.6	7.6	7.3



- [] Ranking at each section and finish
- .-.- No data available at this section
- NA No data available



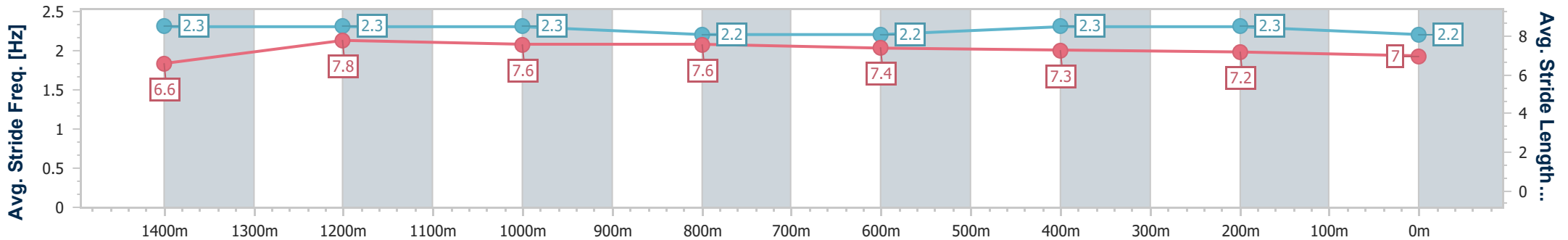
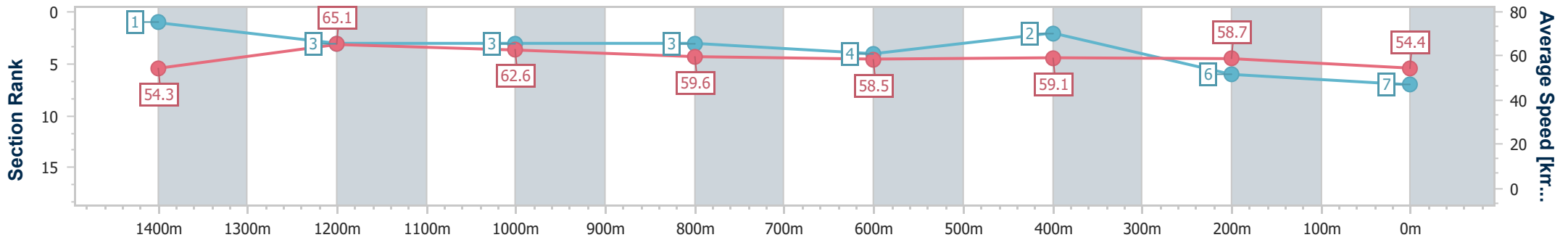
Horse/Jockey Name	You And I
Final Rank	7
Fastest Section Time (Section)	0:11.14 (1400m)
Top Speed [km/h] (Section)	67.3 (Overall)
Race State	Finished



Sunshine Coast QLD Professional
 Race 7: MAEVA HOSPITALITY Class 1 Handicap - 1600m
 29 September 2024 - 16:15
 Track Rating: Soft 5, Weather: Fine, Rail Position: +2m



Section	Overall	1400m	1200m	1000m	800m	600m	400m	200m
Section Times	1:38.45 [7] (0:13.26)	1:25.19 [1] (0:11.14)	1:14.05 [3] (0:11.57)	1:02.48 [3] (0:12.17)	0:50.31 [3] (0:12.54)	0:37.77 [4] (0:12.27)	0:25.50 [2] (0:12.31)	0:13.19 [6] (0:13.19)
Average Speed [km/h]	54.3	65.1	62.6	59.6	58.5	59.1	58.7	54.4
Top Speed [km/h]	67.3	67.0	63.8	61.3	59.7	59.7	60.0	57.3
Avg. Dist. to Rail [m]	9.2	3.5	4.3	4.2	2.9	1.4	4.7	6.8
Avg. Stride Freq. [Hz]	2.3	2.3	2.3	2.2	2.2	2.3	2.3	2.2
Avg. Stride Length [m]	6.6	7.8	7.6	7.6	7.4	7.3	7.2	7.0



- [] Ranking at each section and finish
- .-.- No data available at this section
- NA No data available



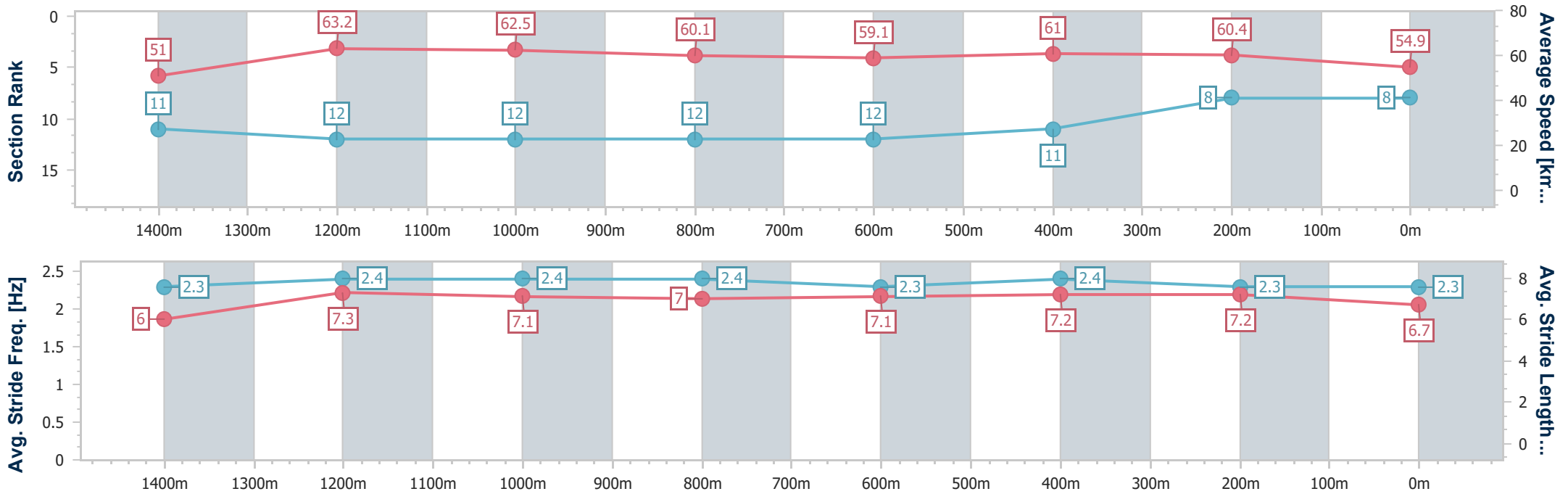
Horse/Jockey Name	Rudimentary
Final Rank	8
Fastest Section Time (Section)	0:11.49 (1400m)
Top Speed [km/h] (Section)	65.7 (Overall)
Race State	Finished



Sunshine Coast QLD Professional
 Race 7: MAEVA HOSPITALITY Class 1 Handicap - 1600m
 29 September 2024 - 16:15
 Track Rating: Soft 5, Weather: Fine, Rail Position: +2m



Section	Overall	1400m	1200m	1000m	800m	600m	400m	200m
Section Times	1:38.65 [8] (0:14.09)	1:24.56 [11] (0:11.49)	1:13.07 [12] (0:11.52)	1:01.55 [12] (0:12.02)	0:49.53 [12] (0:12.40)	0:37.13 [12] (0:12.13)	0:25.00 [11] (0:11.91)	0:13.09 [8] (0:13.09)
Average Speed [km/h]	51.0	63.2	62.5	60.1	59.1	61.0	60.4	54.9
Top Speed [km/h]	65.7	65.7	63.8	62.4	60.3	62.1	61.5	58.9
Avg. Dist. to Rail [m]	10.6	3.1	0.7	0.9	2.8	4.4	9.0	11.3
Avg. Stride Freq. [Hz]	2.3	2.4	2.4	2.4	2.3	2.4	2.3	2.3
Avg. Stride Length [m]	6.0	7.3	7.1	7.0	7.1	7.2	7.2	6.7



- [] Ranking at each section and finish
- .-.- No data available at this section
- NA No data available



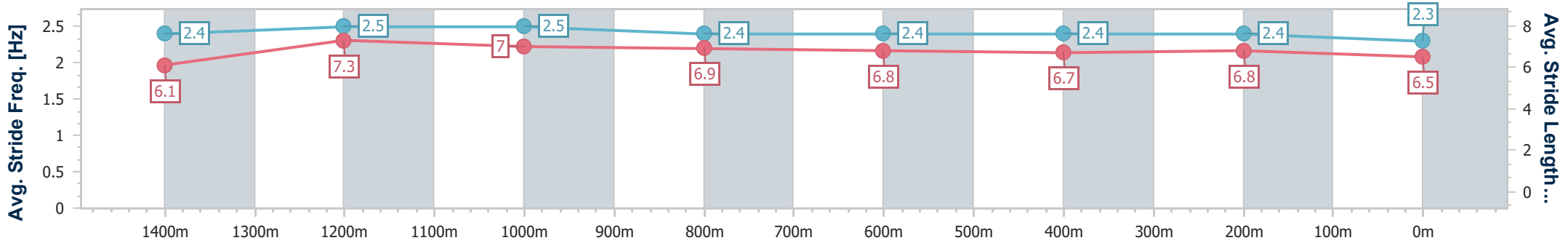
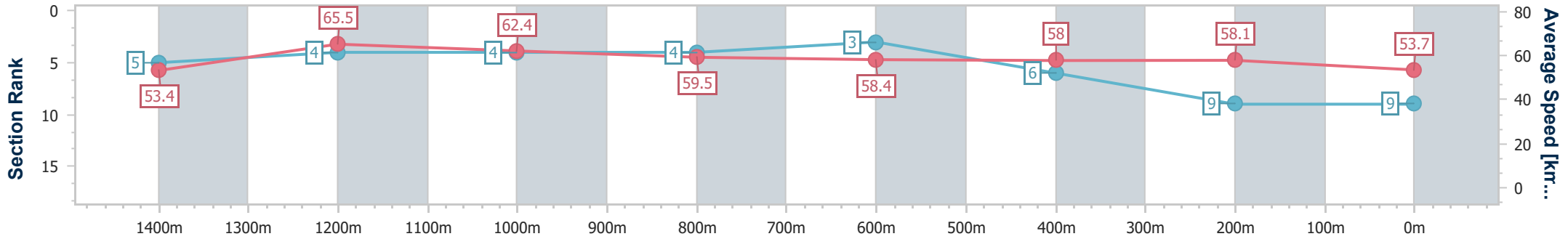
Horse/Jockey Name	Newmarket Miss
Final Rank	9
Fastest Section Time (Section)	0:10.97 (1400m)
Top Speed [km/h] (Section)	68.7 (Overall)
Race State	Finished



Sunshine Coast QLD Professional
 Race 7: MAEVA HOSPITALITY Class 1 Handicap - 1600m
 29 September 2024 - 16:15
 Track Rating: Soft 5, Weather: Fine, Rail Position: +2m



Section	Overall	1400m	1200m	1000m	800m	600m	400m	200m
Section Times	1:38.98 [9] (0:13.52)	1:25.46 [5] (0:10.97)	1:14.49 [4] (0:11.56)	1:02.93 [4] (0:12.12)	0:50.81 [4] (0:12.46)	0:38.35 [3] (0:12.58)	0:25.77 [6] (0:12.36)	0:13.41 [9] (0:13.41)
Average Speed [km/h]	53.4	65.5	62.4	59.5	58.4	58.0	58.1	53.7
Top Speed [km/h]	68.7	67.6	64.7	61.6	59.3	58.7	59.5	56.2
Avg. Dist. to Rail [m]	5.8	0.6	1.8	1.3	1.8	1.5	2.4	3.1
Avg. Stride Freq. [Hz]	2.4	2.5	2.5	2.4	2.4	2.4	2.4	2.3
Avg. Stride Length [m]	6.1	7.3	7.0	6.9	6.8	6.7	6.8	6.5



- [] Ranking at each section and finish
- .-.- No data available at this section
- NA No data available



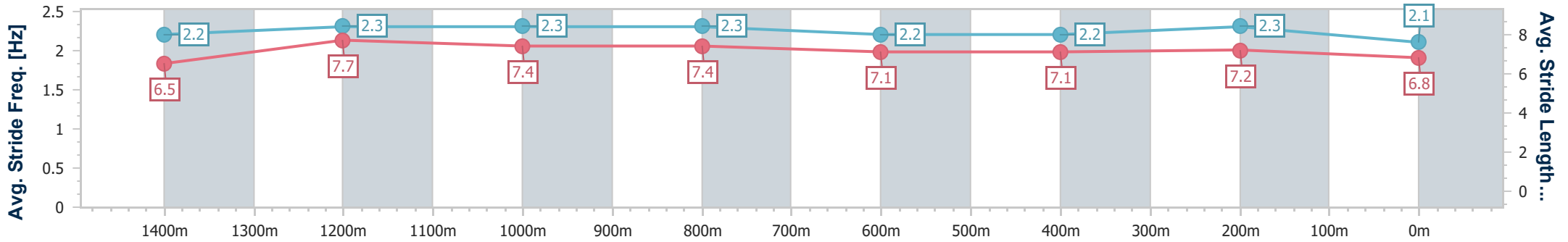
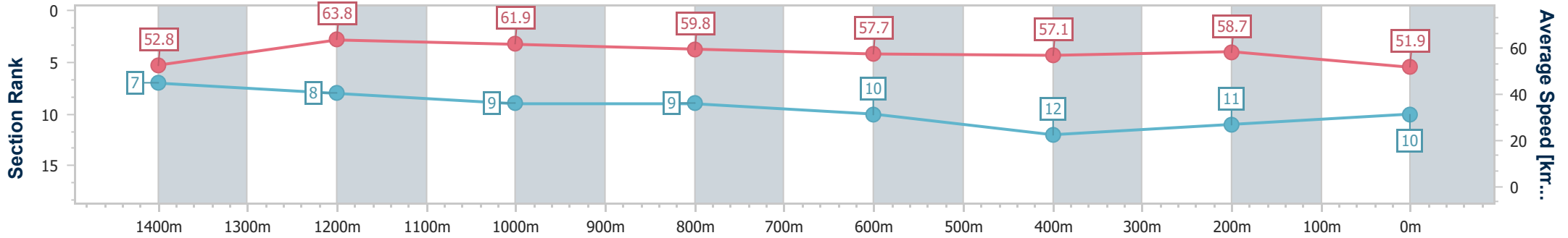
Horse/Jockey Name	Duma
Final Rank	10
Fastest Section Time (Section)	0:11.37 (1400m)
Top Speed [km/h] (Section)	65.3 (Overall)
Race State	Finished



Sunshine Coast QLD Professional
 Race 7: MAEVA HOSPITALITY Class 1 Handicap - 1600m
 29 September 2024 - 16:15
 Track Rating: Soft 5, Weather: Fine, Rail Position: +2m



Section	Overall	1400m	1200m	1000m	800m	600m	400m	200m
Section Times	1:39.84 [10] (0:13.60)	1:26.24 [7] (0:11.37)	1:14.87 [8] (0:11.66)	1:03.21 [9] (0:12.07)	0:51.14 [9] (0:12.54)	0:38.60 [10] (0:12.48)	0:26.12 [12] (0:12.26)	0:13.86 [11] (0:13.86)
Average Speed [km/h]	52.8	63.8	61.9	59.8	57.7	57.1	58.7	51.9
Top Speed [km/h]	65.3	64.8	64.1	62.0	58.5	59.7	61.2	56.6
Avg. Dist. to Rail [m]	5.3	2.7	1.7	1.1	0.7	1.7	1.4	3.2
Avg. Stride Freq. [Hz]	2.2	2.3	2.3	2.3	2.2	2.2	2.3	2.1
Avg. Stride Length [m]	6.5	7.7	7.4	7.4	7.1	7.1	7.2	6.8



- [] Ranking at each section and finish
- .-.- No data available at this section
- NA No data available



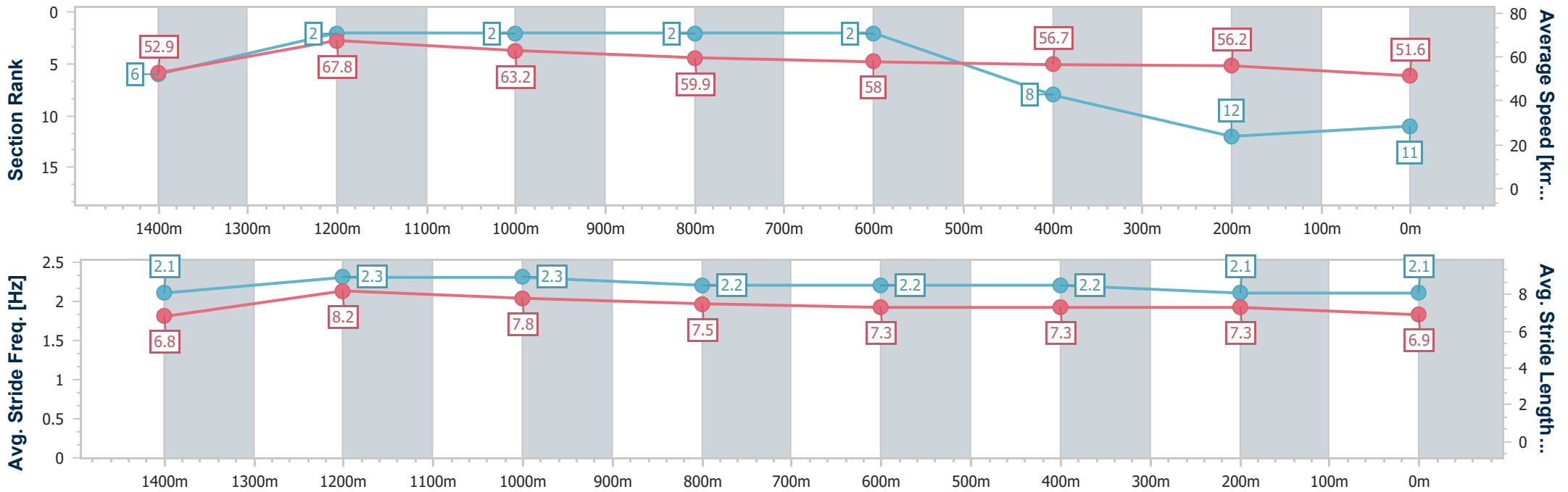
Horse/Jockey Name	Blumstien
Final Rank	11
Fastest Section Time (Section)	0:10.73 (1400m)
Top Speed [km/h] (Section)	68.9 (Overall)
Race State	Finished



Sunshine Coast QLD Professional
 Race 7: MAEVA HOSPITALITY Class 1 Handicap - 1600m
 29 September 2024 - 16:15
 Track Rating: Soft 5, Weather: Fine, Rail Position: +2m



Section	Overall	1400m	1200m	1000m	800m	600m	400m	200m
Section Times	1:40.16 [11] (0:13.60)	1:26.56 [6] (0:10.73)	1:15.83 [2] (0:11.40)	1:04.43 [2] (0:12.09)	0:52.34 [2] (0:12.66)	0:39.68 [2] (0:12.91)	0:26.77 [8] (0:12.84)	0:13.93 [12] (0:13.93)
Average Speed [km/h]	52.9	67.8	63.2	59.9	58.0	56.7	56.2	51.6
Top Speed [km/h]	68.9	68.8	65.6	62.2	59.2	58.5	57.7	54.2
Avg. Dist. to Rail [m]	8.3	3.9	3.2	1.5	3.1	3.0	4.5	4.0
Avg. Stride Freq. [Hz]	2.1	2.3	2.3	2.2	2.2	2.2	2.1	2.1
Avg. Stride Length [m]	6.8	8.2	7.8	7.5	7.3	7.3	7.3	6.9



- [] Ranking at each section and finish
- .-.- No data available at this section
- NA No data available



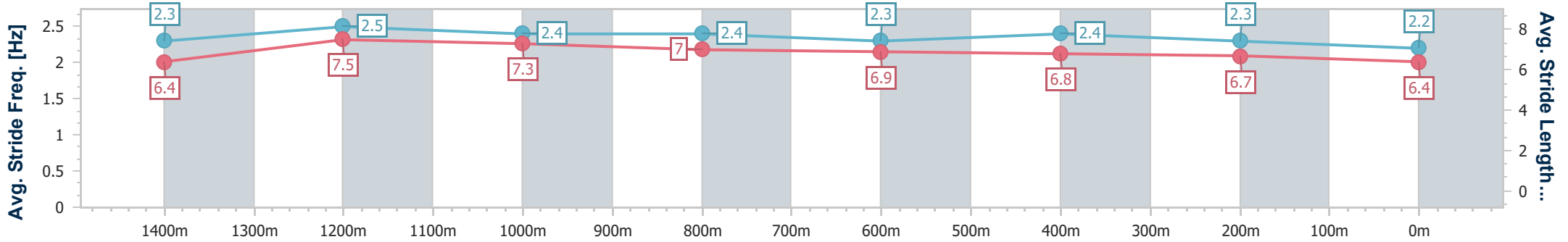
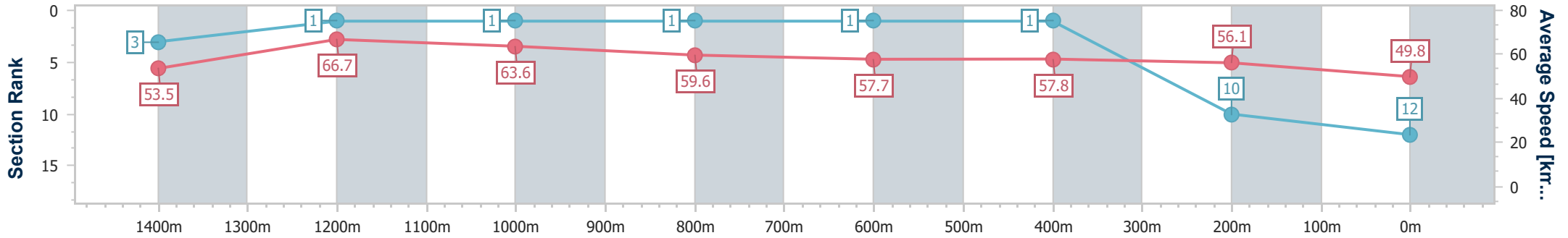
Horse/Jockey Name	Is Sweet
Final Rank	12
Fastest Section Time (Section)	0:10.88 (1400m)
Top Speed [km/h] (Section)	67.5 (1400m)
Race State	Finished



Sunshine Coast QLD Professional
 Race 7: MAEVA HOSPITALITY Class 1 Handicap - 1600m
 29 September 2024 - 16:15
 Track Rating: Soft 5, Weather: Fine, Rail Position: +2m



Section	Overall	1400m	1200m	1000m	800m	600m	400m	200m
Section Times	1:40.24 [12] (0:13.45)	1:26.79 [3] (0:10.88)	1:15.91 [1] (0:11.32)	1:04.59 [1] (0:12.11)	0:52.48 [1] (0:12.57)	0:39.91 [1] (0:12.60)	0:27.31 [1] (0:12.85)	0:14.46 [10] (0:14.46)
Average Speed [km/h]	53.5	66.7	63.6	59.6	57.7	57.8	56.1	49.8
Top Speed [km/h]	67.0	67.5	66.0	62.2	58.4	59.4	58.4	54.1
Avg. Dist. to Rail [m]	10.1	2.5	1.9	0.4	1.4	1.8	3.3	5.4
Avg. Stride Freq. [Hz]	2.3	2.5	2.4	2.4	2.3	2.4	2.3	2.2
Avg. Stride Length [m]	6.4	7.5	7.3	7.0	6.9	6.8	6.7	6.4



- [] Ranking at each section and finish
- .-.- No data available at this section
- NA No data available